

# Limited Term Pool

## Monthly Report

June 30, 2021

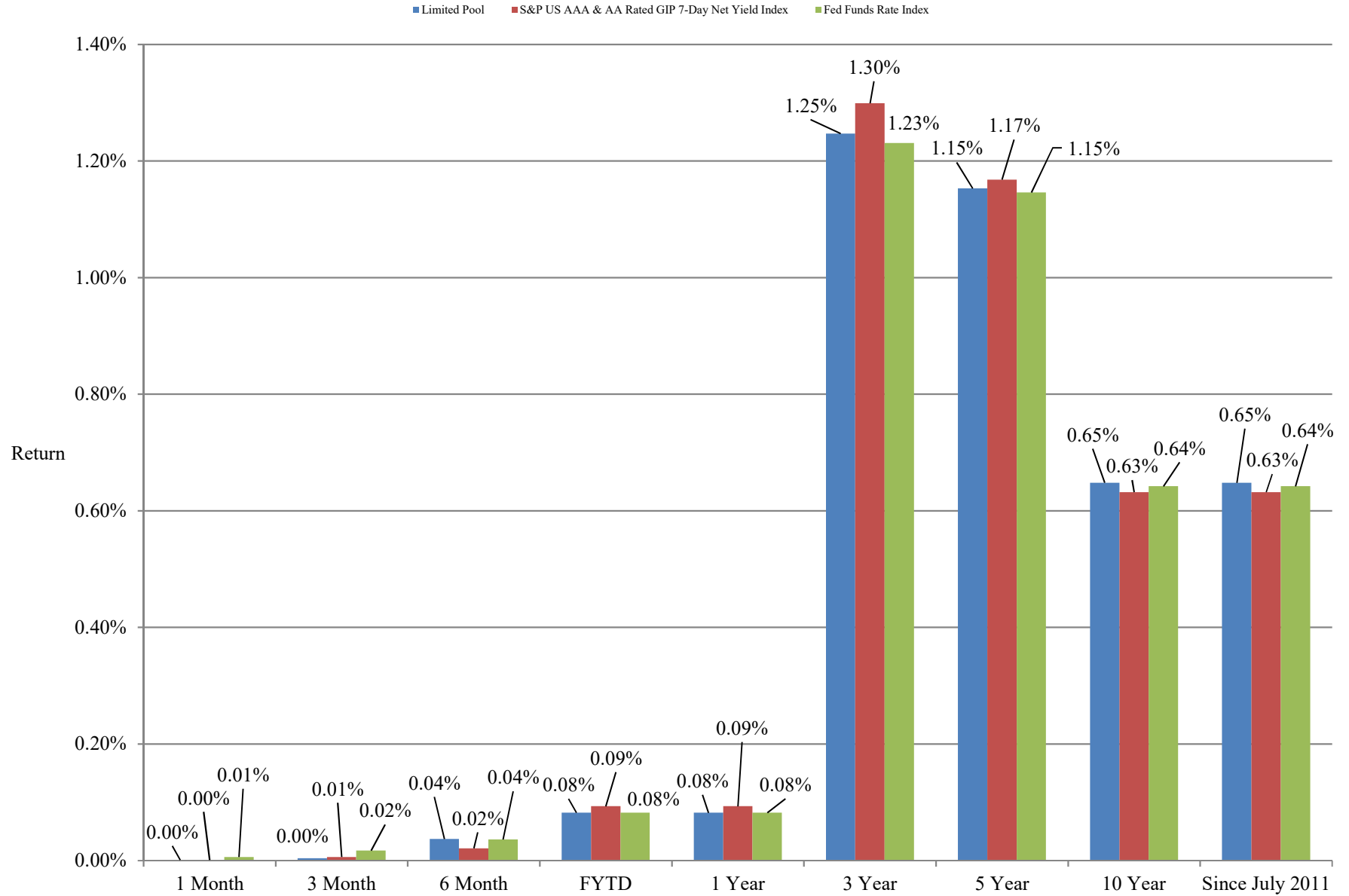


The Office of Financial Management manages the Limited Term Pool as if it were a Money Market Mutual Fund. This is a report that provides the monthly disclosures required by the rules that are in accordance with such funds.



Commonwealth of Kentucky  
Holly M. Johnson, Secretary,  
Finance and Administration Cabinet

## Limited Pool Performance as of June 30, 2021



Returns less than a year are unannualized.

Returns are gross of management fee. Management fee is 0.07%, annualized.

**Limited Term Pool  
As of June 30, 2021**

Category of Investment / Issuer	Cusip	Coupon	Effective Maturity	Final Maturity	Principal	Amortized Cost
<b>Financial Company Commercial Paper</b>						
					0.00	0.00
<b>Certificate of Deposit</b>						
					0.00	0.00
<b>Government Agency Debt</b>						
Fed Home Loan Disco Note	313385HQ2	0.00	2021-07-02	2021-07-02	50,000,000.00	49,999,986.00
Fed Home Loan Disco Note	313385LD6	0.00	2021-09-01	2021-09-01	75,000,000.00	74,997,675.00
Fed Home Loan Disco Note	313385LF1	0.00	2021-09-03	2021-09-03	50,000,000.00	49,998,133.50
Fed Home Loan Disco Note	313385LL8	0.00	2021-09-08	2021-09-08	100,000,000.00	99,996,167.00
Fed Home Loan Disco Note	313385MS2	0.00	2021-10-08	2021-10-08	40,000,000.00	39,996,260.00
					315,000,000.00	314,988,221.50
<b>Investment Company</b>						
Blackrock Govt Fund	09248U700	0.03	2021-07-01	2021-07-01	125,000,000.00	125,000,000.00
Dreyfus Govt Fund	262006208	0.03	2021-07-01	2021-07-01	100,000,000.00	100,000,000.00
Fidelity Govt Fund	31607A703	0.01	2021-07-01	2021-07-01	125,000,000.00	125,000,000.00
Federated Govt Fund	608919718	0.01	2021-07-01	2021-07-01	100,000,000.00	100,000,000.00
Morgan Stanley Govt Fund	61747C707	0.03	2021-07-01	2021-07-01	100,000,000.00	100,000,000.00
Wells Fargo Govt Fund	949921126	0.03	2021-07-01	2021-07-01	100,000,000.00	100,000,000.00
					650,000,000.00	650,000,000.00
<b>Other Commercial Paper</b>						
					0.00	0.00
<b>Government Agency Repurchase Agreement</b>						
Scotia	N/A	0.03	2021-07-01	2021-07-01	200,000,000.00	200,000,000.00
Cantor	N/A	0.01	2021-07-01	2021-07-01	91,482,514.72	91,482,514.72
					291,482,514.72	291,482,514.72
<b>Other Municipal Debt</b>						
Inter-Pool Borrowings	N/A	0.02	2021-07-01	2021-07-01	0.00	0.00
					0.00	0.00
<b>Treasury Debt</b>						
Treasury Bill	912796B40	0.00	2021-07-01	2021-07-01	50,000,000.00	50,000,000.00
Treasury Bill	912796B57	0.00	2021-07-08	2021-07-08	150,000,000.00	149,999,301.00
Treasury Bill	912796C64	0.00	2021-08-05	2021-08-05	200,000,000.00	199,991,930.50
Treasury Bill	912796J83	0.00	2021-08-03	2021-08-03	50,000,000.00	49,999,473.00
Treasury Bill	912796L23	0.00	2021-09-07	2021-09-07	200,000,000.00	199,994,031.00
					650,000,000.00	649,984,735.50
					1,906,482,514.72	1,906,455,471.72

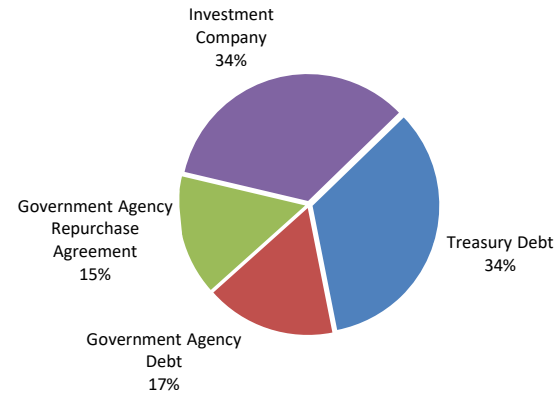
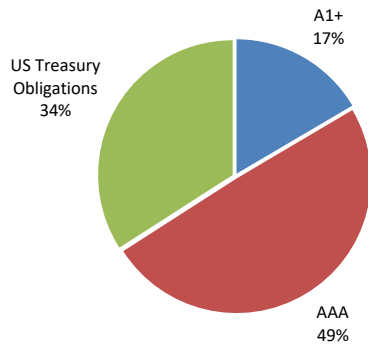
**LIMITED TERM POOL RATING AND SECTOR DISTRIBUTIONS**  
As of June 30, 2021

CREDIT RATING DISTRIBUTION

	Book Value	as % of Total
<b>Short Term Ratings</b>		
A1+	\$314,988,221.50	16.52%
A1	\$0.00	0.00%
Subtotal	<u>\$314,988,221.50</u>	<u>16.52%</u>
<b>Long Term Ratings</b>		
AAA	\$941,482,514.72	49.38%
AA+	\$0.00	0.00%
AA	\$0.00	0.00%
AA-	\$0.00	0.00%
A+	\$0.00	0.00%
A	\$0.00	0.00%
A-	\$0.00	0.00%
Subtotal	<u>\$941,482,514.72</u>	<u>49.38%</u>
US Treasury Obligations	\$649,984,735.50	34.09%
Grand Total	<u><u>\$1,906,455,471.72</u></u>	<u><u>100.00%</u></u>

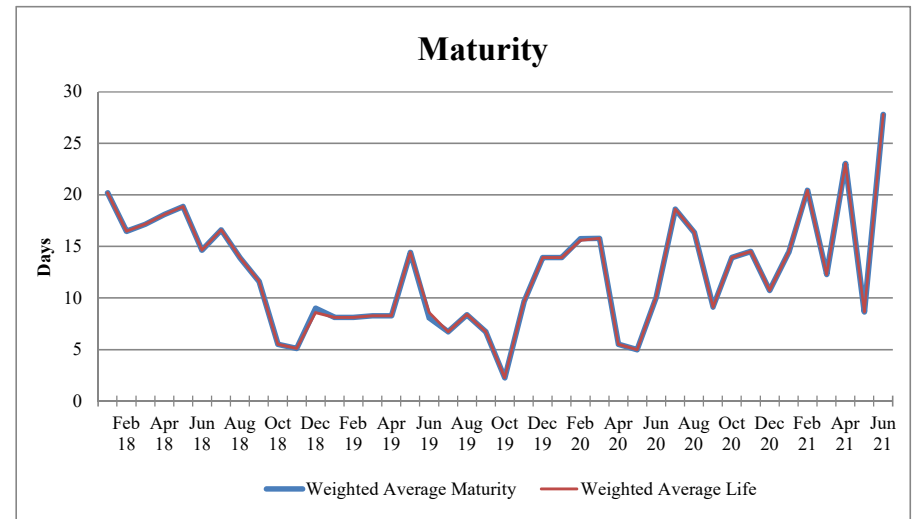
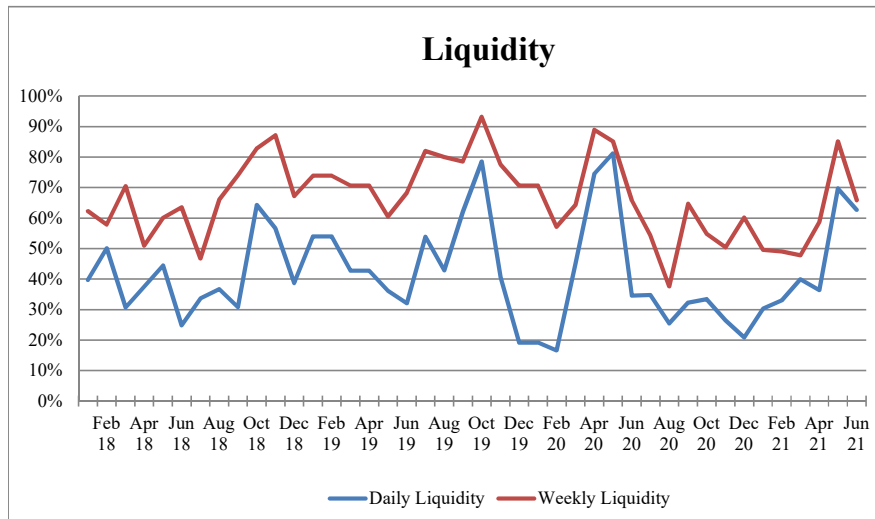
SECTOR DISTRIBUTION

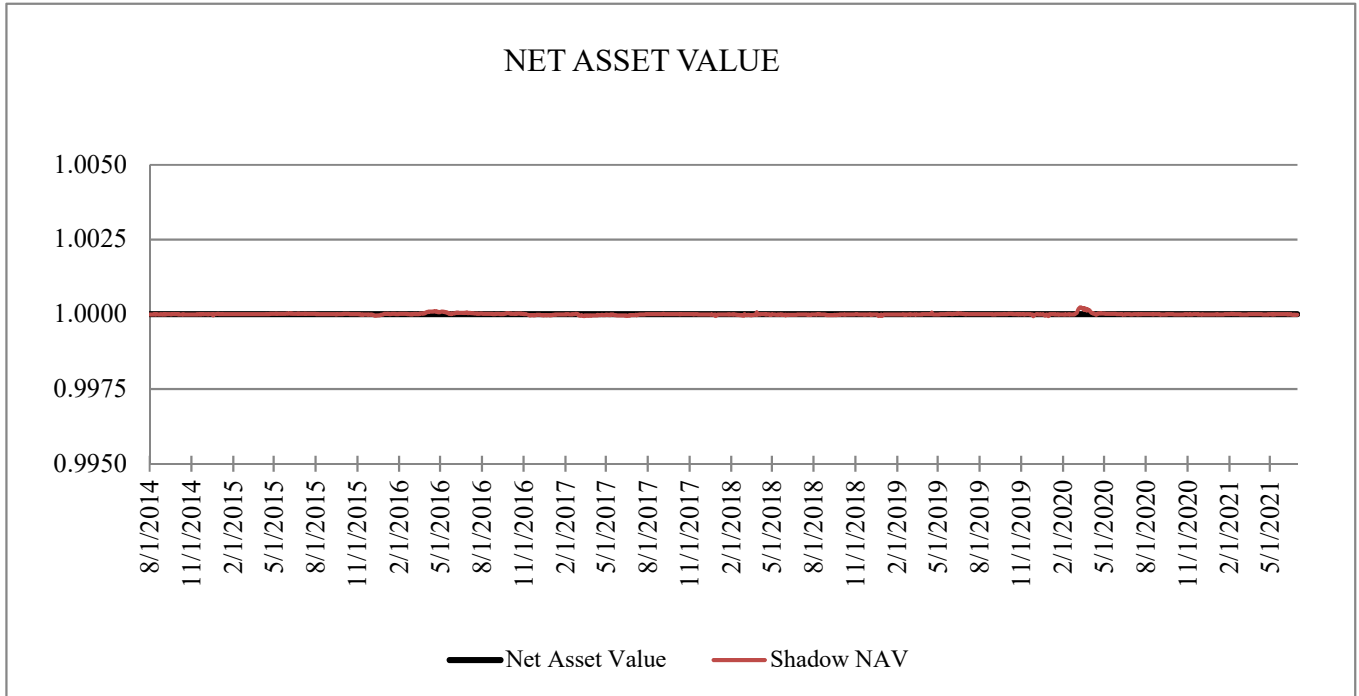
	Book Value	as % of Total
Treasury Debt	\$649,984,735.50	34.09%
Government Agency Debt	\$314,988,221.50	16.52%
Variable Rate Demand Note	\$0.00	0.00%
Other Municipal Debt	\$0.00	0.00%
Financial Company Commercial Paper	\$0.00	0.00%
Asset Backed Commercial Paper	\$0.00	0.00%
Other Commercial Paper	\$0.00	0.00%
Certificate of Deposit	\$0.00	0.00%
Structured Investment Vehicle Note	\$0.00	0.00%
Treasury Repurchase Agreement	\$0.00	0.00%
Government Agency Repurchase Agreement	\$291,482,514.72	15.29%
Insurance Company Funding Agreement	\$0.00	0.00%
Investment Company	<u>\$650,000,000.00</u>	<u>34.09%</u>
Grand Total	<u><u>\$1,906,455,471.72</u></u>	<u><u>100.00%</u></u>



**LIMITED TERM POOL LIQUIDITY AND MATURITY**  
As of June 30, 2021

	6/30/2021	Last 3 Months	FYTD	YTD	1 Year	Since Inception
Weighted Average Maturity	27.80	19.84	15.83	17.77	15.83	24.06
Weighted Average Life	27.80	19.84	15.83	17.77	15.83	24.07
Daily Liquidity	62.69%	56.25%	37.10%	45.32%	37.10%	43.72%
Weekly Liquidity	65.85%	69.88%	56.52%	59.35%	56.52%	60.41%





If the divergence between the NAV and the Shadow NAV exceed 0.0025 the SIC will be notified.

If the divergence between the NAV and the Shadow NAV exceeds 0.005, the fund has "broken the buck".

To date, the maximum divergence has been 0.000230