

Limited Term Pool

Monthly Report

May 31, 2018



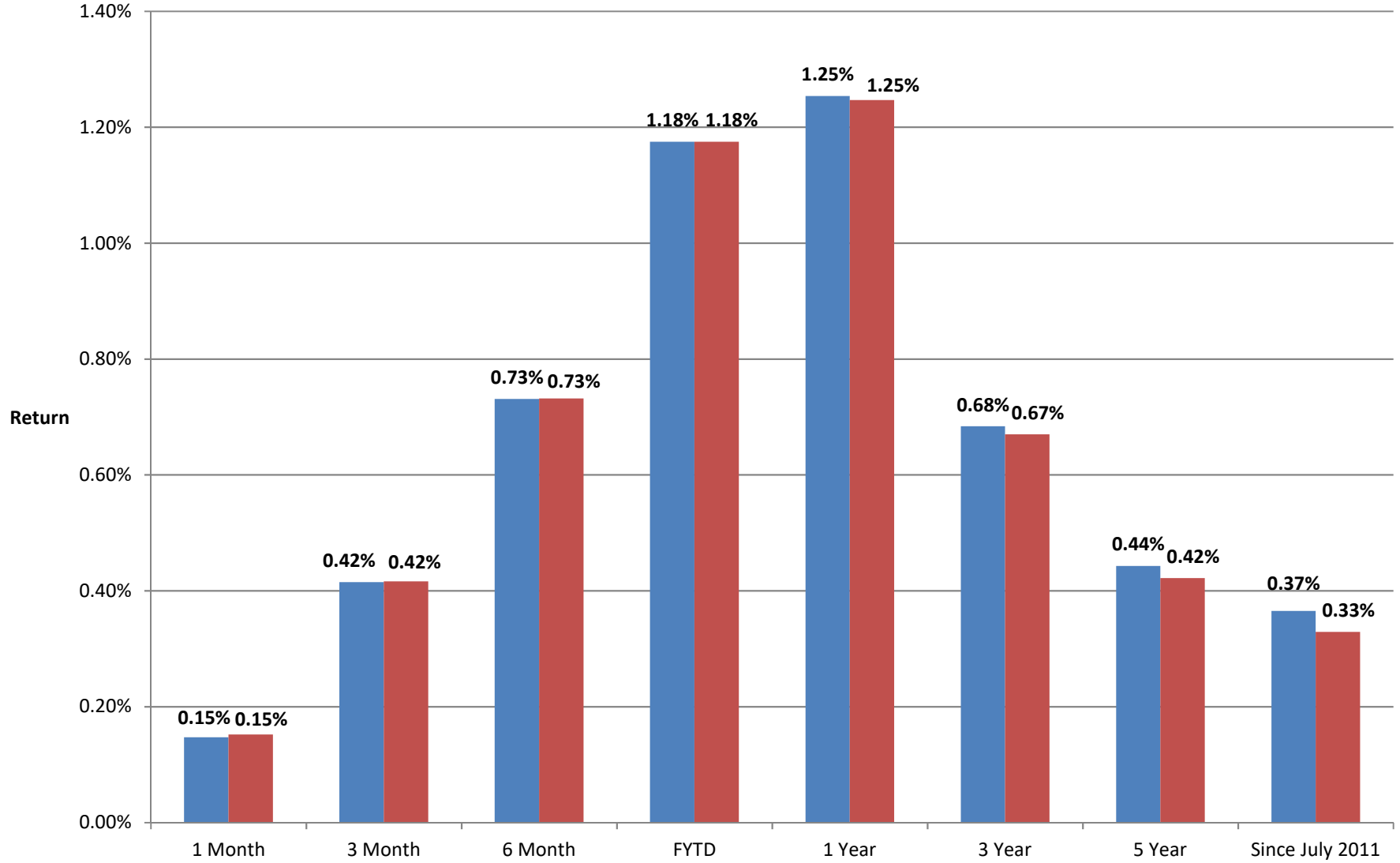
The Office of Financial Management manages the Limited Term Pool as if it were a Money Market Mutual Fund. This is a report that provides the monthly disclosures required by the rules that are in accordance with such funds.



Commonwealth of Kentucky
William M. Landrum III, Secretary,
Finance and Administration Cabinet

Limited Pool Performance as of May 31, 2018

■ Limited Pool ■ Benchmark



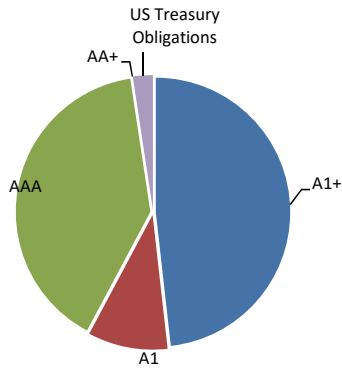
Limited Term Pool
As of May 31, 2018

Category of Investment / Issuer	Cusip	Coupon	Effective Maturity	Final Maturity	Principal	Amortized Cost
Financial Company Commercial Paper						
Bank of New York Mellon	06406XG65	0.00	2018-07-06	2018-07-06	25,000,000.00	24,945,555.50
Canadian Imperial Bank	13607FH66	0.00	2018-08-06	2018-08-06	25,000,000.00	24,916,583.25
Lloyds Bank	53943SG50	0.00	2018-07-05	2018-07-05	25,000,000.00	24,946,875.00
MUFG Bank NY	62479MH63	0.00	2018-08-06	2018-08-06	25,000,000.00	24,894,583.25
Natixis NY	63873KG50	0.00	2018-07-05	2018-07-05	25,000,000.00	24,947,347.25
Swedbank	87019SF82	0.00	2018-06-08	2018-06-08	25,000,000.00	24,990,472.25
					<u>150,000,000.00</u>	<u>149,641,416.50</u>
Certificate of Deposit						
Bank of Montreal	06371E4C8	1.73	2018-06-06	2018-06-06	25,000,000.00	25,000,000.00
Bank of Nova Scotia	06417GJ66	1.90	2018-08-10	2018-08-10	25,000,000.00	25,000,000.00
Sumitomo Mitsui Trust NY	86564FCB7	1.94	2018-07-06	2018-07-06	25,000,000.00	25,000,000.00
Toronto Dominion Bank NY	89113XH98	1.87	2018-06-06	2018-06-06	25,000,000.00	25,000,000.00
					<u>100,000,000.00</u>	<u>100,000,000.00</u>
Government Agency Debt						
Fed Home Ln Discount Note	313385A30	0.00	2018-08-01	2018-08-01	75,000,000.00	74,762,989.50
Fed Home Ln Discount Note	313385A55	0.00	2018-08-03	2018-08-03	25,000,000.00	24,916,875.00
Fed Home Ln Discount Note	313385XN1	0.00	2018-06-01	2018-06-01	110,000,000.00	110,000,000.00
Fed Home Ln Discount Note	313385XR2	0.00	2018-06-04	2018-06-04	50,000,000.00	49,992,979.00
Fed Home Ln Discount Note	313385XT8	0.00	2018-06-06	2018-06-06	150,000,000.00	149,965,000.50
Fed Home Ln Discount Note	313385XU5	0.00	2018-06-07	2018-06-07	50,000,000.00	49,986,000.00
Fed Home Ln Discount Note	313385YY6	0.00	2018-07-05	2018-07-05	115,000,000.00	114,801,808.45
Fed Home Ln Discount Note	313385YZ3	0.00	2018-07-06	2018-07-06	180,000,000.00	179,687,430.50
Fed Home Ln Discount Note	313385ZG4	0.00	2018-07-13	2018-07-13	100,000,000.00	99,790,000.00
					<u>855,000,000.00</u>	<u>853,903,082.95</u>
Investment Company						
					0.00	0.00
					<u>0.00</u>	<u>0.00</u>
Other Commercial Paper						
American Honda Finance	02665KF69	0.00	2018-06-06	2018-06-06	25,000,000.00	24,993,055.50
Exxon Mobile Corp	30229BG68	0.00	2018-07-06	2018-07-06	25,000,000.00	24,955,277.75
Salvation Army	79584SGK6	0.00	2018-07-19	2018-07-19	25,000,000.00	24,926,666.75
Toyota Motor Credit Corp	89233HJ70	0.00	2018-09-07	2018-09-07	25,000,000.00	24,846,194.50
					<u>100,000,000.00</u>	<u>99,721,194.50</u>
Government Agency Repurchase Agreement						
BNP Paribas	N/A	1.81	2018-06-01	2018-06-01	100,000,000.00	100,000,000.00
Scotia	N/A	1.77	2018-06-01	2018-06-01	200,000,000.00	200,000,000.00
Guggenheim	N/A	1.75	2018-06-01	2018-06-01	200,000,000.00	200,000,000.00
Clinton Bank	N/A	1.80	2018-06-13	2018-06-13	4,000,000.00	4,000,000.00
United Cumberland Bank	N/A	1.80	2018-06-13	2018-06-13	4,000,000.00	4,000,000.00
Bank of Jamestown	N/A	1.80	2018-06-13	2018-06-13	4,000,000.00	4,000,000.00
Traditional Bank	N/A	1.60	2018-06-01	2018-06-01	30,000,000.00	30,000,000.00
					<u>542,000,000.00</u>	<u>542,000,000.00</u>
Other Municipal Debt						
Inter-Pool Borrowings	N/A	1.75	2018-06-01	2018-06-01	286,248,916.69	286,248,916.69
					<u>286,248,916.69</u>	<u>286,248,916.69</u>
Treasury Debt						
Treasury Bill	912796PN3	0.00	2018-07-05	2018-07-05	50,000,000.00	49,917,795.50
					<u>50,000,000.00</u>	<u>49,917,795.50</u>
					<u>2,083,248,916.69</u>	<u>2,081,432,406.14</u>

LIMITED TERM POOL RATING AND SECTOR DISTRIBUTIONS
As of May 31, 2018

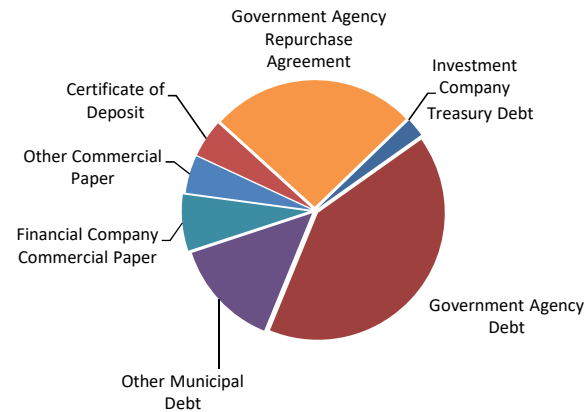
CREDIT RATING DISTRIBUTION

	Book Value	as % of Total
Short Term Ratings		
A1+	\$1,003,567,249.70	48.22%
A1	\$199,698,444.25	9.59%
Subtotal	<u>\$1,203,265,693.95</u>	57.81%
Long Term Ratings		
AAA	\$828,248,916.69	39.79%
AA+	\$0.00	0.00%
AA	\$0.00	0.00%
AA-	\$0.00	0.00%
A+	\$0.00	0.00%
A	\$0.00	0.00%
A-	\$0.00	0.00%
Subtotal	<u>\$828,248,916.69</u>	39.79%
US Treasury Obligations	\$49,917,795.50	2.40%
Grand Total	<u><u>\$2,081,432,406.14</u></u>	100.00%



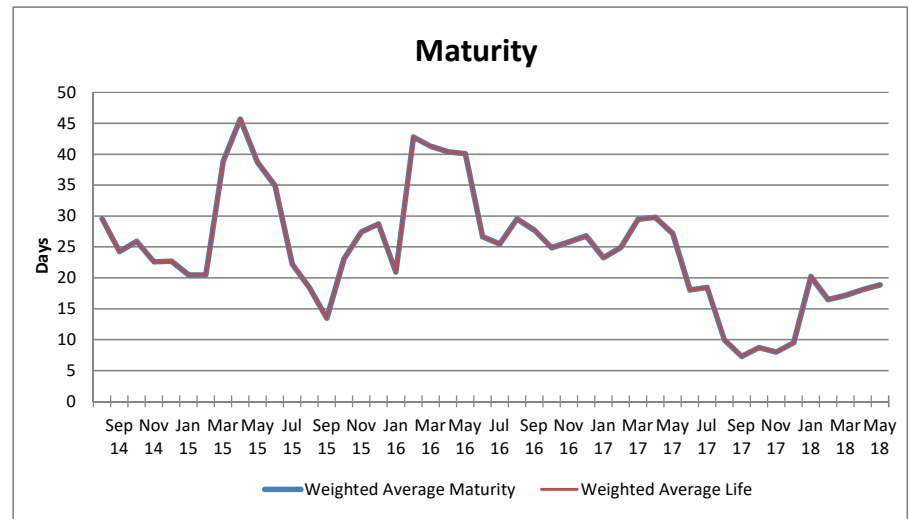
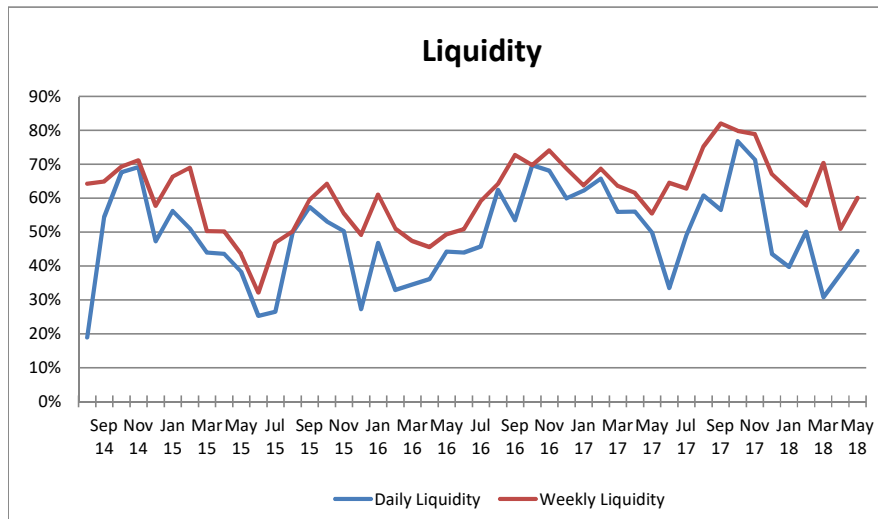
SECTOR DISTRIBUTION

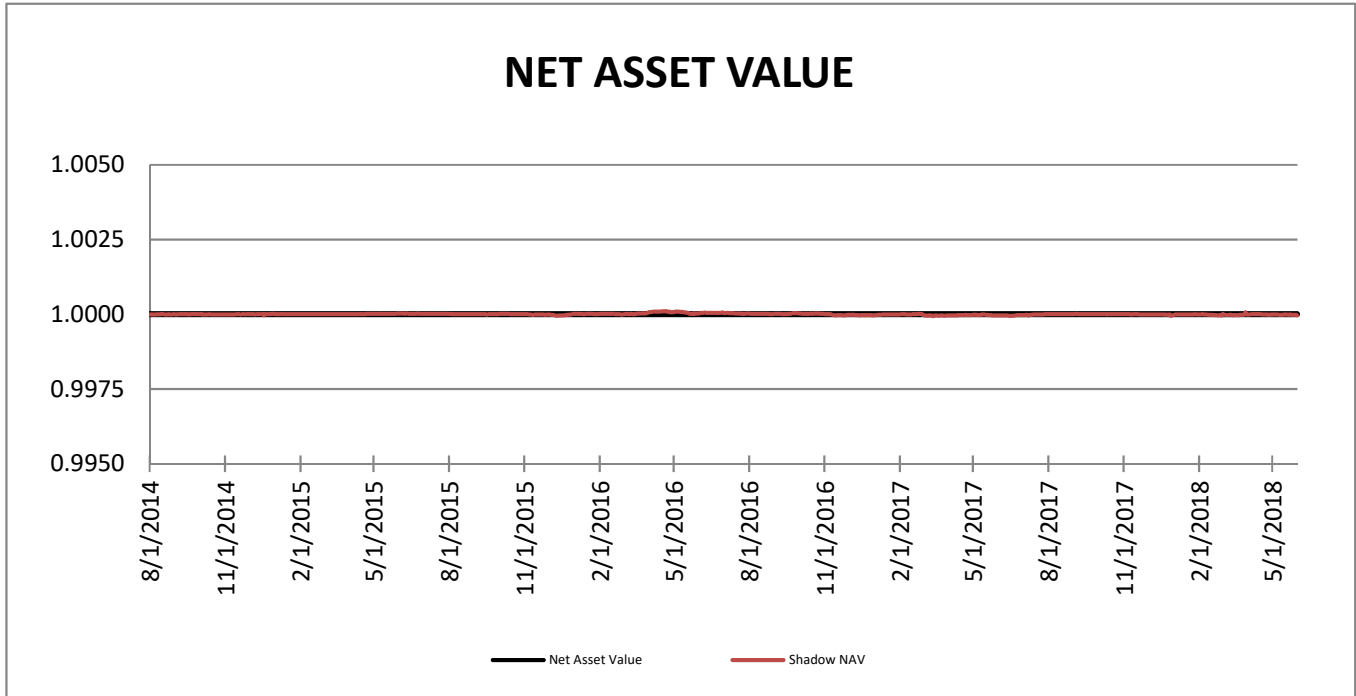
	Book Value	as % of Total
Treasury Debt	\$49,917,795.50	2.40%
Government Agency Debt	\$853,903,082.95	41.02%
Variable Rate Demand Note	\$0.00	0.00%
Other Municipal Debt	\$286,248,916.69	13.75%
Financial Company Commercial Paper	\$149,641,416.50	7.19%
Asset Backed Commercial Paper	\$0.00	0.00%
Other Commercial Paper	\$99,721,194.50	4.79%
Certificate of Deposit	\$100,000,000.00	4.80%
Structured Investment Vehicle Note	\$0.00	0.00%
Treasury Repurchase Agreement	\$0.00	0.00%
Government Agency Repurchase Agreement	\$542,000,000.00	26.04%
Insurance Company Funding Agreement	\$0.00	0.00%
Investment Company	\$0.00	0.00%
Grand Total	<u><u>\$2,081,432,406.14</u></u>	100.00%



LIMITED TERM POOL LIQUIDITY AND MATURITY
As of May 31, 2018

	5/31/2018	Last 3 Months	FYTD	YTD	1 Year	Since Inception
Weighted Average Maturity	18.85	18.03	13.88	18.15	14.23	30.21
Weighted Average Life	18.85	18.03	13.88	18.15	14.23	30.23
Daily Liquidity	44.46%	37.56%	50.95%	40.50%	49.50%	44.49%
Weekly Liquidity	60.06%	60.48%	67.94%	60.30%	67.65%	56.88%





If the divergence between the NAV and the Shadow NAV exceed 0.0025 the SIC will be notified.

If the divergence between the NAV and the Shadow NAV exceeds 0.005, the fund has "broken the buck"

To date, the maximum divergence has been 0.000182