

# Limited Term Pool

## Monthly Report

April 30, 2017



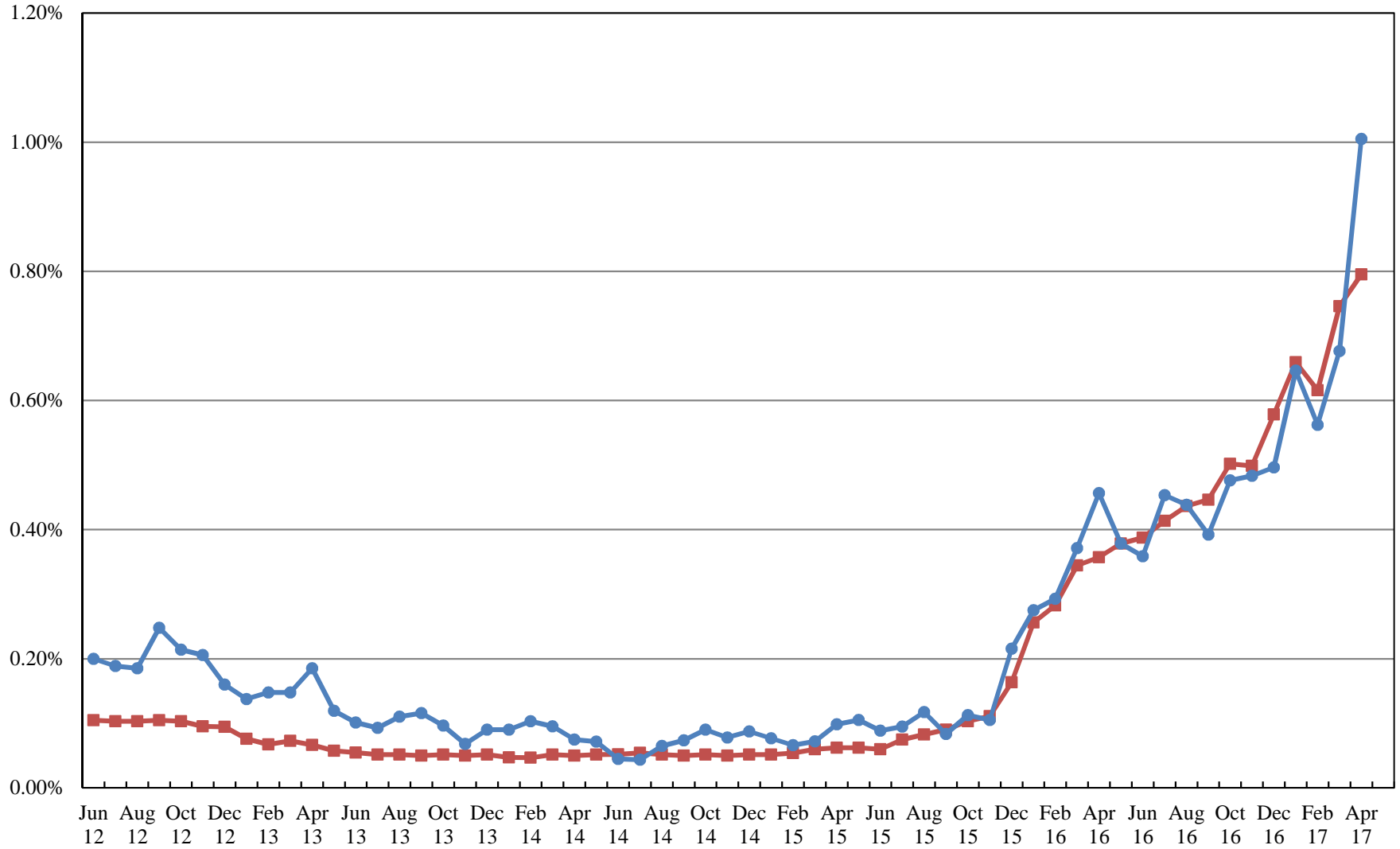
The Office of Financial Management manages the Limited Term Pool as if it were a Money Market Mutual Fund. This is a report that provides the monthly disclosures required by the rules that are in accordance with such funds.



Commonwealth of Kentucky  
William M. Landrum III, Secretary,  
Finance and Administration Cabinet

# LIMITED TERM POOL MONTHLY PERFORMANCE

Local Government Investment Pool  
Limited Term Pool



Limited Term Pool  
As of April 30, 2017

Category of Investment / Issuer	Cusip	Coupon	Effective Maturity	Final Maturity	Principal	Amortized Cost
<b>Financial Company Commercial Paper</b>						
Bank Tokyo-MIT UFJ NY	06538BVJ9	0.00	8/18/2017	8/18/2017	25,000,000.00	24,909,166.75
Canadian Imperial Hlding	13607ET66	0.00	6/6/2017	6/6/2017	25,000,000.00	24,972,500.00
Cooperatieve Rabobank	21687AW58	0.00	9/5/2017	9/5/2017	25,000,000.00	24,893,284.75
Swedbank	87019RT63	0.00	6/6/2017	6/6/2017	25,000,000.00	24,976,250.00
					100,000,000.00	99,751,201.50
<b>Certificate of Deposit</b>						
Sumitomo Mitsui Trust NY	86564EPL4	1.10	5/31/2017	5/31/2017	25,000,000.00	25,000,000.00
Toronto-Dominion Bank	89113WMN3	1.07	5/15/2017	5/15/2017	25,000,000.00	25,000,000.00
Wells Fargo Bank NA	94989RHR2	1.10	9/8/2017	9/8/2017	25,000,000.00	25,000,000.00
					75,000,000.00	75,000,000.00
<b>Government Agency Debt</b>						
Fed Home Ln Discount Note	313385GM2	0.00	6/5/2017	6/5/2017	50,000,000.00	49,962,569.50
Fed Home Ln Discount Note	313385HR0	0.00	7/3/2017	7/3/2017	50,000,000.00	49,930,000.00
Fed Home Ln Discount Note	313385HV1	0.00	7/7/2017	7/7/2017	100,000,000.00	99,852,041.50
Fed Home Ln Discount Note	313385JK3	0.00	7/21/2017	7/21/2017	50,000,000.00	49,904,375.00
Fed Home Ln Discount Note	313385JS6	0.00	7/28/2017	7/28/2017	50,000,000.00	49,894,766.50
					300,000,000.00	299,543,752.50
<b>Investment Company</b>						
Fidelity Prime Mny Mkt	31607A208	0.00	5/1/2017	5/1/2017	150,000,000.00	150,060,000.00
JP Morgan Prime Mny Mkt	4812A0367	0.00	5/1/2017	5/1/2017	150,000,000.00	150,045,000.00
State Street Mny Mkt	85749P101	0.00	5/1/2017	5/1/2017	150,000,000.00	150,015,000.00
					450,000,000.00	450,120,000.00
<b>Other Commercial Paper</b>						
American Honda Finance	02665JUQ1	0.00	7/24/2017	7/24/2017	20,000,000.00	19,955,666.60
Exxon Mobil Corp	30229AS42	0.00	5/4/2017	5/4/2017	25,000,000.00	24,998,500.00
Toyota Motor Credit Corp	89233GS49	0.00	5/4/2017	5/4/2017	25,000,000.00	24,997,937.50
					70,000,000.00	69,952,104.10
<b>Government Agency Repurchase Agreement</b>						
BNP Paribas	N/A	0.85	5/1/2017	5/1/2017	100,000,000.00	100,000,000.00
Scotia	N/A	0.83	5/1/2017	5/1/2017	200,000,000.00	200,000,000.00
Clinton Bank	N/A	0.87	5/24/2017	5/24/2017	3,400,000.00	3,400,000.00
United Cumberland Bank	N/A	0.87	5/24/2017	5/24/2017	2,500,000.00	2,500,000.00
Bank of Columbia	N/A	0.87	5/24/2017	5/24/2017	250,000.00	250,000.00
Bank of Jamestown	N/A	0.87	5/24/2017	5/24/2017	4,000,000.00	4,000,000.00
Bank of McCreary	N/A	0.63	6/30/2017	6/30/2017	1,500,000.00	1,500,000.00
Traditional Bank	N/A	1.00	5/1/2017	5/1/2017	30,000,000.00	30,000,000.00
					341,650,000.00	341,650,000.00
<b>Other Municipal Debt</b>						
City of Monroe, MI	611101LZ7	0.98	5/1/2017	5/1/2017	705,000.00	705,000.00
Inter-Pool Borrowings	N/A	0.83	5/1/2017	5/1/2017	248,323,181.54	248,323,181.54
					249,028,181.54	249,028,181.54
<b>Treasury Debt</b>						
Treasury Bill	912796KU2	0.00	5/4/2017	5/4/2017	50,000,000.00	49,997,933.50
Treasury Bill	912796LG2	0.00	7/6/2017	7/6/2017	100,000,000.00	99,877,121.00
Treasury Bill	912796LM9	0.00	8/3/2017	8/3/2017	50,000,000.00	49,916,314.00
Treasury Bill	912796LU1	0.00	9/21/2017	9/21/2017	50,000,000.00	49,823,037.50
					250,000,000.00	249,614,406.00
					1,835,678,181.54	1,834,659,645.64

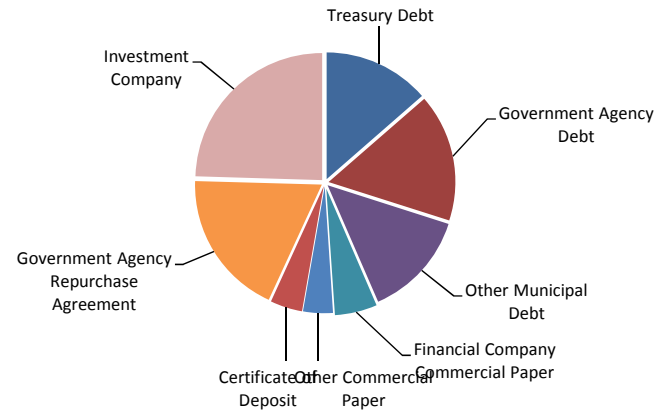
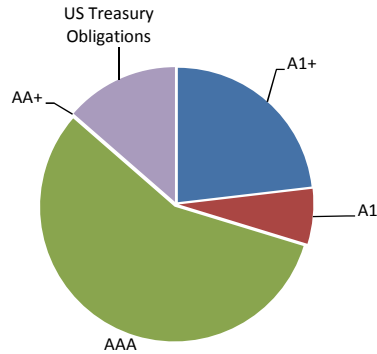
**LIMITED TERM POOL RATING AND SECTOR DISTRIBUTIONS**  
As of April 30, 2017

**CREDIT RATING DISTRIBUTION**

	Book Value	as % of Total
<b>Short Term Ratings</b>		
A1+	\$424,516,440.00	23.14%
A1	\$120,435,618.10	6.56%
Subtotal	<u>\$544,952,058.10</u>	29.70%
<b>Long Term Ratings</b>		
AAA	\$1,040,093,181.54	56.69%
AA+	\$0.00	0.00%
AA	\$0.00	0.00%
AA-	\$0.00	0.00%
A+	\$0.00	0.00%
A	\$0.00	0.00%
A-	\$0.00	0.00%
Subtotal	<u>\$1,040,093,181.54</u>	56.69%
US Treasury Obligations	\$249,614,406.00	13.61%
Grand Total	<u><u>\$1,834,659,645.64</u></u>	100.00%

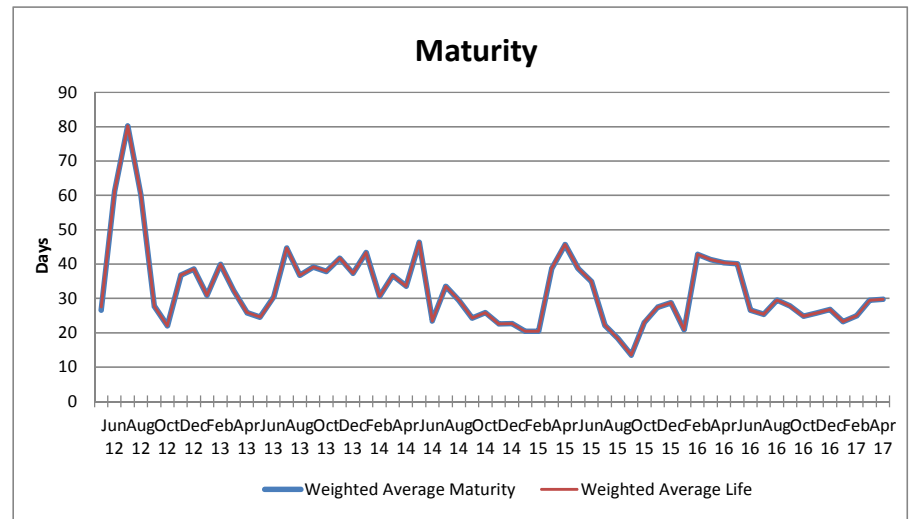
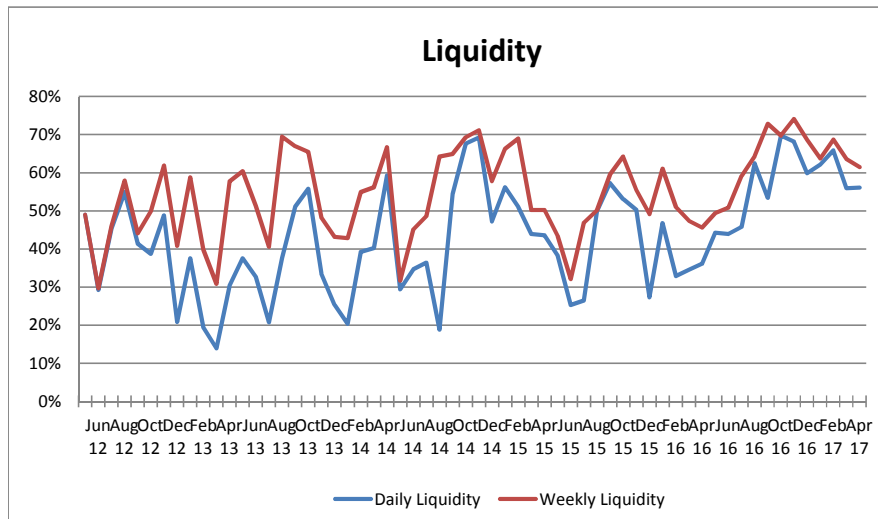
**SECTOR DISTRIBUTION**

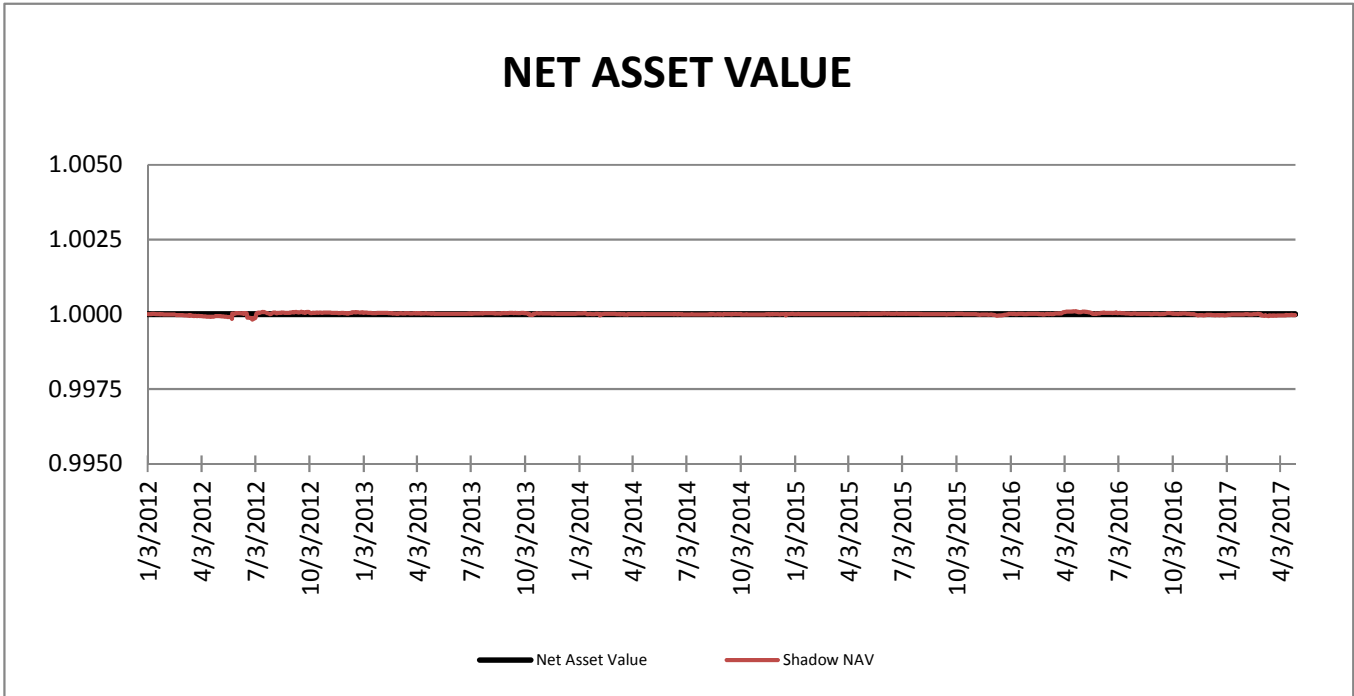
	Book Value	as % of Total
Treasury Debt	\$249,614,406.00	13.61%
Government Agency Debt	\$299,543,752.50	16.33%
Variable Rate Demand Note	\$0.00	0.00%
Other Municipal Debt	\$249,028,181.54	13.57%
Financial Company Commercial Paper	\$99,751,201.50	5.44%
Asset Backed Commercial Paper	\$0.00	0.00%
Other Commercial Paper	\$69,952,104.10	3.81%
Certificate of Deposit	\$75,000,000.00	4.09%
Structured Investment Vehicle Note	\$0.00	0.00%
Treasury Repurchase Agreement	\$0.00	0.00%
Government Agency Repurchase Agreement	\$341,650,000.00	18.62%
Insurance Company Funding Agreement	\$0.00	0.00%
Investment Company	<u>\$450,120,000.00</u>	24.53%
Grand Total	<u><u>\$1,834,659,645.64</u></u>	100.00%



**LIMITED TERM POOL LIQUIDITY AND MATURITY**  
As of April 30, 2017

	4/30/2017	Last 3 Months	FYTD	YTD	1 Year	Since Inception
Weighted Average Maturity	29.79	28.06	26.76	26.86	27.86	33.40
Weighted Average Life	29.79	28.06	26.76	26.86	27.86	33.43
Daily Liquidity	56.06%	59.25%	59.93%	59.97%	57.29%	43.41%
Weekly Liquidity	61.50%	64.60%	66.62%	64.39%	63.87%	54.78%





If the divergence between the NAV and the Shadow NAV exceed 0.0025 the SIC will be notified.

If the divergence between the NAV and the Shadow NAV exceeds 0.005, the fund has "broken the buck"

To date, the maximum divergence has been 0.000182