

Limited Term Pool

Monthly Report

March 31, 2020



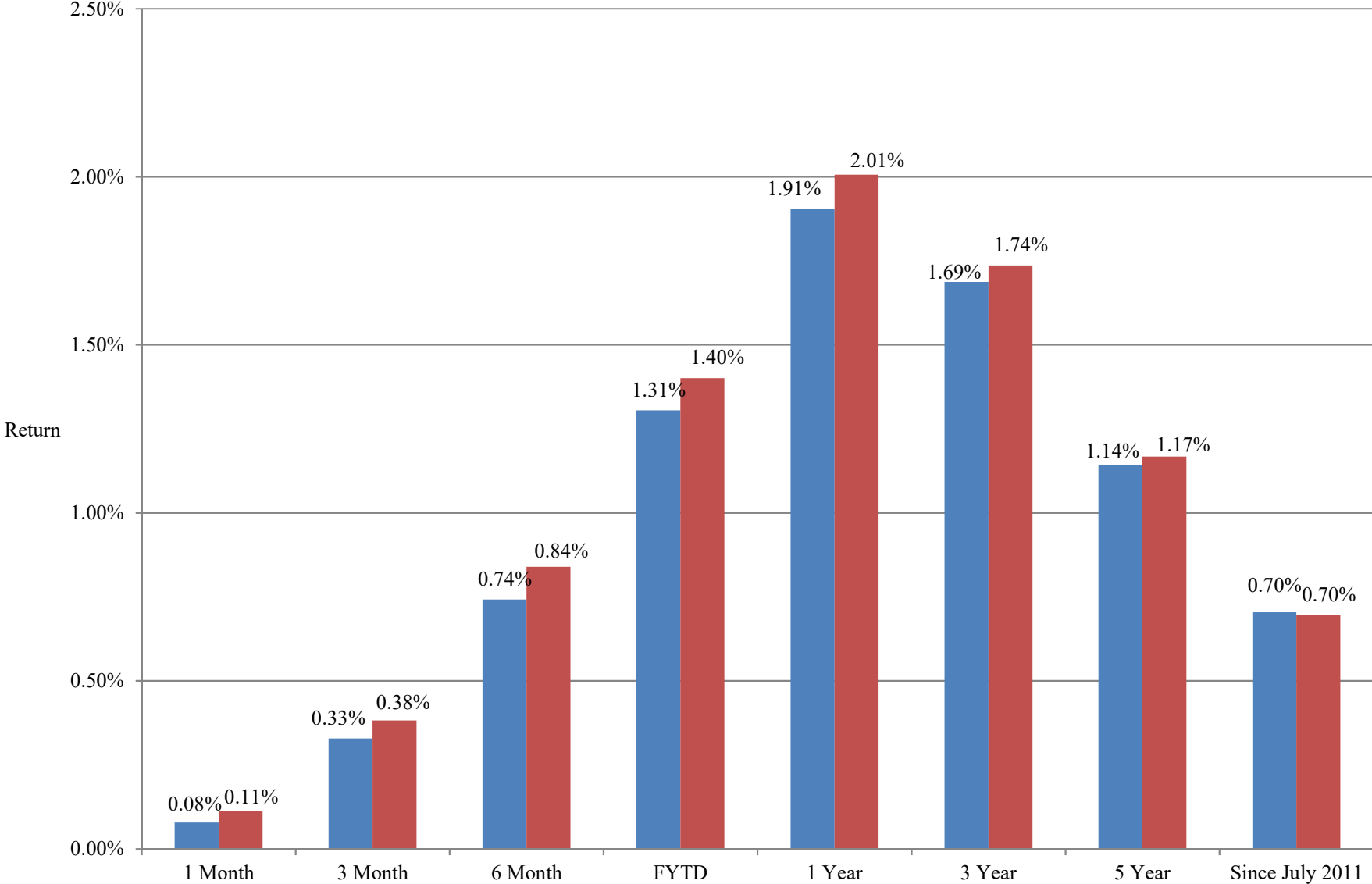
The Office of Financial Management manages the Limited Term Pool as if it were a Money Market Mutual Fund. This is a report that provides the monthly disclosures required by the rules that are in accordance with such funds.



Commonwealth of Kentucky
Holly M. Johnson, Secretary,
Finance and Administration Cabinet

Limited Pool Performance as of March 31, 2020

■ Limited Pool ■ Benchmark A



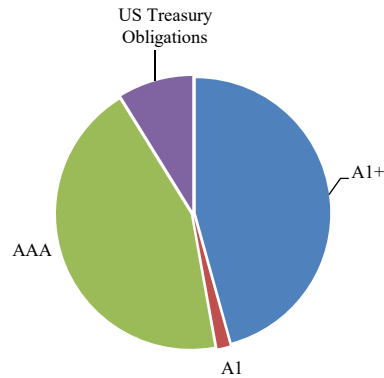
**Limited Term Pool
As of March 31, 2020**

Category of Investment / Issuer	Cusip	Coupon	Effective Maturity	Final Maturity	Principal	Amortized Cost
Financial Company Commercial Paper Bank of New Yoek Mellon	06406WD11	0.00	2020-04-01	2020-04-01	25,000,000.00	25,000,000.00
					<u>25,000,000.00</u>	<u>25,000,000.00</u>
Certificate of Deposit Sumitomo Mitsui Trust NY	86564F6R9	1.62	2020-04-06	2020-04-06	25,000,000.00	25,000,000.00
					<u>25,000,000.00</u>	<u>25,000,000.00</u>
Government Agency Debt						
Fed Home Loan Disco Note	313384VB2	0.00	2020-04-02	2020-04-02	100,000,000.00	99,995,653.00
Fed Home Loan Disco Note	313384VC0	0.00	2020-04-03	2020-04-03	50,000,000.00	49,995,639.00
Fed Home Loan Disco Note	313384VH9	0.00	2020-04-08	2020-04-08	125,000,000.00	124,962,058.75
Fed Home Loan Disco Note	313384WL9	0.00	2020-05-05	2020-05-05	50,000,000.00	49,994,333.50
Fed Home Loan Disco Note	313384WM7	0.00	2020-05-06	2020-05-06	200,000,000.00	199,979,584.00
Fed Home Loan Disco Note	313384WT2	0.00	2020-05-12	2020-05-12	50,000,000.00	49,993,166.50
Fed Home Loan Disco Note	313384XS3	0.00	2020-06-04	2020-06-04	50,000,000.00	49,960,000.00
Fed Home Loan Disco Note	313384XW4	0.00	2020-06-08	2020-06-08	50,000,000.00	49,993,389.00
Fed Home Loan Disco Note	313384YU7	0.00	2020-06-30	2020-06-30	50,000,000.00	49,937,500.00
					<u>725,000,000.00</u>	<u>724,811,323.75</u>
Investment Company						
Fidelity Govt Fund	31607A703	0.00	4/1/2020	4/1/2020	150,000,000.00	150,000,000.00
JPMorgan Govt Fund	4812C0670	0.00	4/1/2020	4/1/2020	100,000,000.00	100,000,000.00
State Street Govt Fund	857492706	0.00	4/1/2020	4/1/2020	50,000,000.00	50,000,000.00
Wells Fargo Govt Fund	949921126	0.00	4/1/2020	4/1/2020	125,000,000.00	125,000,000.00
					<u>425,000,000.00</u>	<u>425,000,000.00</u>
Other Commercial Paper						
Toyota Motor Corp	89233GF43	0.00	2020-06-04	2020-06-04	25,000,000.00	24,916,444.50
					<u>25,000,000.00</u>	<u>24,916,444.50</u>
Government Agency Repurchase Agreement						
Scotia	N/A	0.01	2020-04-01	2020-04-01	200,000,000.00	200,000,000.00
Clinton Bank	N/A	1.34	2020-04-08	2020-04-08	2,000,000.00	2,000,000.00
Bank of Jamestown	N/A	1.34	2020-04-08	2020-04-08	4,000,000.00	4,000,000.00
Traditional Bank	N/A	1.70	2020-04-01	2020-04-01	30,000,000.00	30,000,000.00
					<u>236,000,000.00</u>	<u>236,000,000.00</u>
Other Municipal Debt						
Inter-Pool Borrowings	N/A	0.01	2020-04-01	2020-04-01	85,097,738.57	85,097,738.57
					<u>85,097,738.57</u>	<u>85,097,738.57</u>
Treasury Debt						
Treasury Bill	9127962A6	0.00	2020-04-07	2020-04-07	50,000,000.00	49,986,990.00
Treasury Bill	912796TM1	0.00	2020-04-02	2020-04-02	100,000,000.00	99,995,667.00
					<u>150,000,000.00</u>	<u>149,982,657.00</u>
					1,696,097,738.57	1,695,808,163.82

LIMITED TERM POOL RATING AND SECTOR DISTRIBUTIONS
As of March 31, 2020

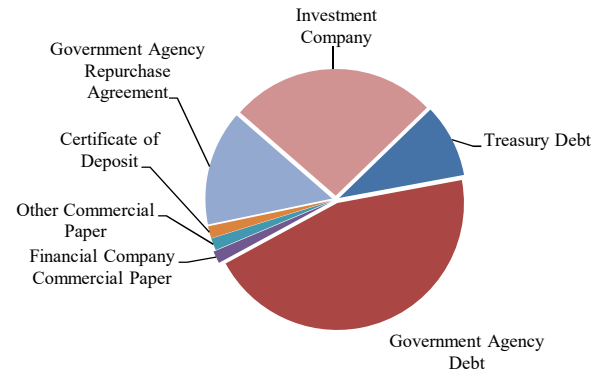
CREDIT RATING DISTRIBUTION

	Book Value	as % of Total
Short Term Ratings		
A1+	\$774,727,768.25	45.68%
A1	\$25,000,000.00	1.47%
Subtotal	<u>\$799,727,768.25</u>	<u>47.16%</u>
Long Term Ratings		
AAA	\$746,097,738.57	44.00%
AA+	\$0.00	0.00%
AA	\$0.00	0.00%
AA-	\$0.00	0.00%
A+	\$0.00	0.00%
A	\$0.00	0.00%
A-	\$0.00	0.00%
Subtotal	<u>\$746,097,738.57</u>	<u>44.00%</u>
US Treasury Obligations	\$149,982,657.00	8.84%
Grand Total	<u><u>\$1,695,808,163.82</u></u>	<u><u>100.00%</u></u>



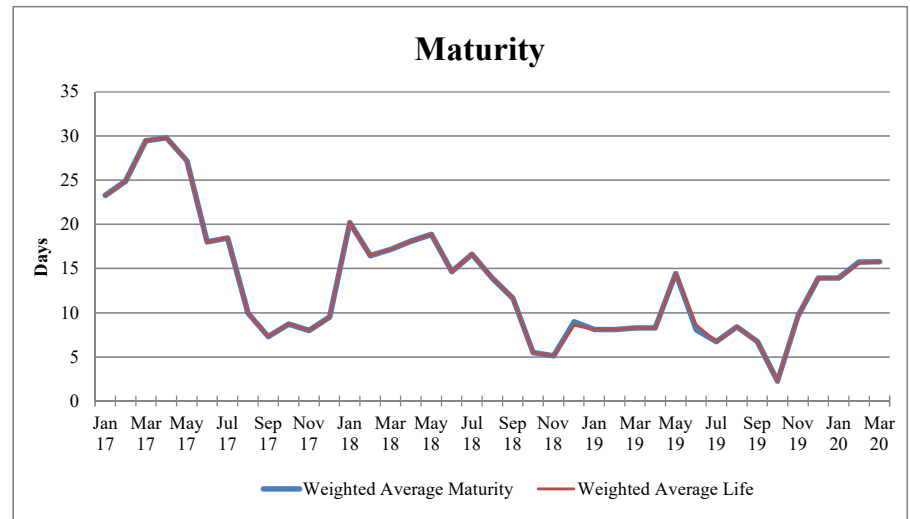
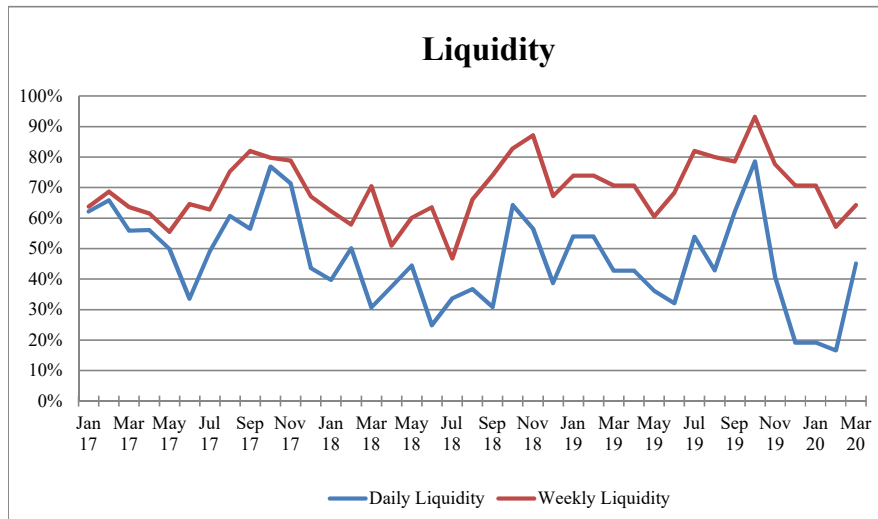
SECTOR DISTRIBUTION

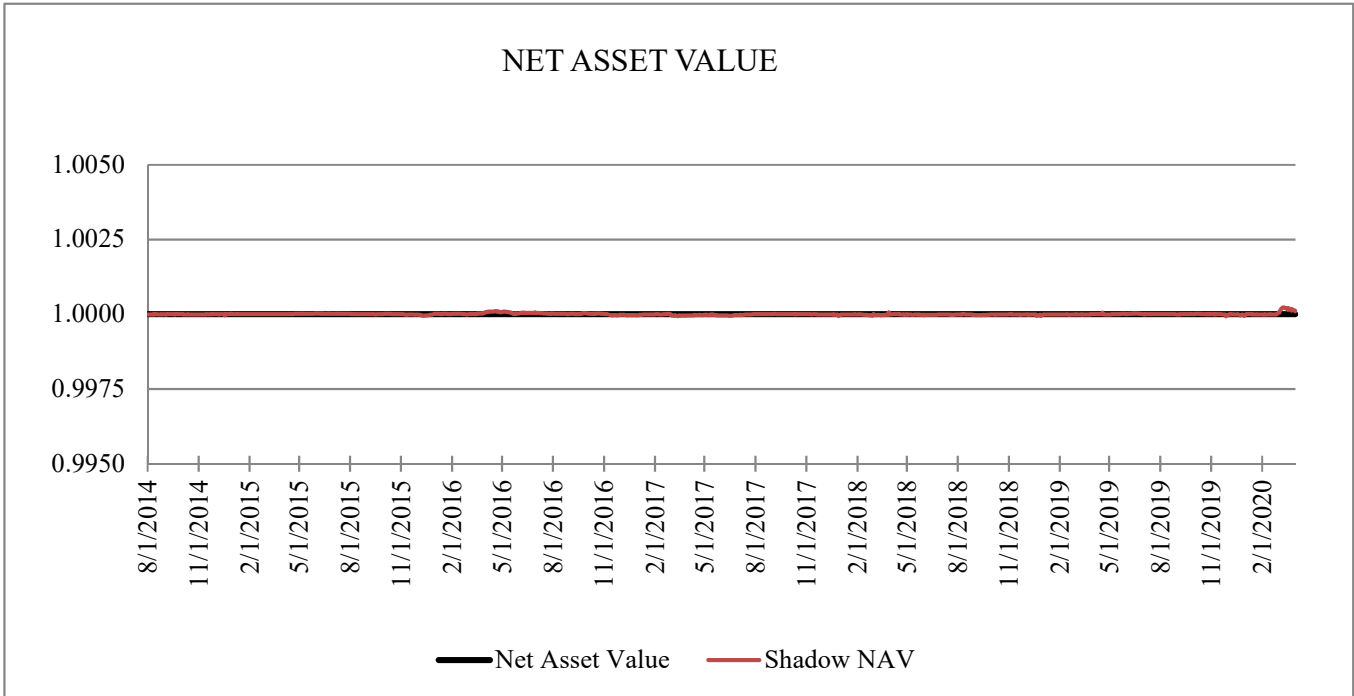
	Book Value	as % of Total
Treasury Debt	\$149,982,657.00	8.84%
Government Agency Debt	\$724,811,323.75	42.74%
Variable Rate Demand Note	\$0.00	0.00%
Other Municipal Debt	\$85,097,738.57	5.02%
Financial Company Commercial Paper	\$25,000,000.00	1.47%
Asset Backed Commercial Paper	\$0.00	0.00%
Other Commercial Paper	\$24,916,444.50	1.47%
Certificate of Deposit	\$25,000,000.00	1.47%
Structured Investment Vehicle Note	\$0.00	0.00%
Treasury Repurchase Agreement	\$0.00	0.00%
Government Agency Repurchase Agreement	\$236,000,000.00	13.92%
Insurance Company Funding Agreement	\$0.00	0.00%
Investment Company	<u>\$425,000,000.00</u>	<u>25.06%</u>
Grand Total	<u><u>\$1,695,808,163.82</u></u>	<u><u>100.00%</u></u>



LIMITED TERM POOL LIQUIDITY AND MATURITY
As of March 31, 2020

	3/31/2020	Last 3 Months	FYTD	YTD	1 Year	Since Inception
Weighted Average Maturity	15.79	15.16	10.34	15.16	10.32	25.63
Weighted Average Life	15.79	15.10	10.33	15.10	10.35	25.64
Daily Liquidity	45.11%	26.94%	41.98%	26.94%	40.73%	43.93%
Weekly Liquidity	64.27%	64.00%	74.87%	64.00%	72.77%	60.29%





If the divergence between the NAV and the Shadow NAV exceed 0.0025 the SIC will be notified.

If the divergence between the NAV and the Shadow NAV exceeds 0.005, the fund has "broken the buck".

To date, the maximum divergence has been 0.000230