



November 2023

LIMITED TERM POOL MONTHLY REPORT

The Office of Financial Management manages the Limited Term Pool as if it were a Money Market Mutual Fund. This is a report that provides the monthly disclosures required by the rules that are in accordance with such funds.

Commonwealth of Kentucky
Holly M. Johnson, Secretary
FINANCE AND ADMINISTRATION CABINET



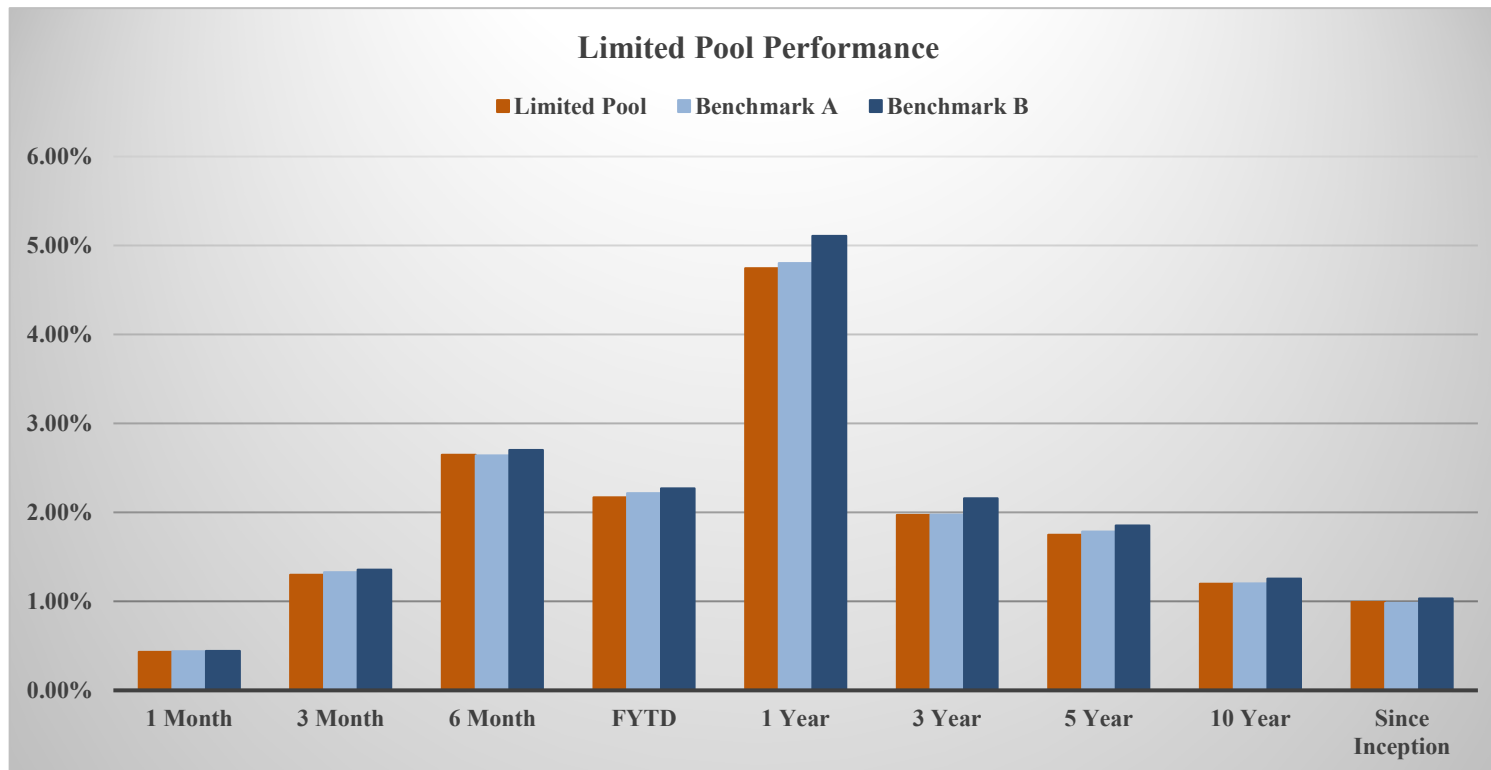
Time Period	Limited Pool	Benchmark A*	Benchmark B**
1 Month	0.432%	0.439%	0.445%
3 Month	1.299%	1.327%	1.356%
6 Month	2.647%	2.640%	2.704%
FYTD	2.171%	2.217%	2.270%
1 Year	4.745%	4.803%	5.108%
3 Year	1.973%	1.976%	2.160%
5 Year	1.749%	1.787%	1.852%
10 Year	1.199%	1.202%	1.256%
Since July 2011	0.993%	0.983%	1.034%

*Benchmark A is S&P AAA & AA Rated GIP All 7 Day Net Yield.

**Benchmark B is Fed Funds Rate Index.

Returns less than a year are unannualized.

Limited Pool returns for all time periods listed are gross of management fee. Management fee is 0.05%, annualized.



Limited Term Pool Holdings Summary

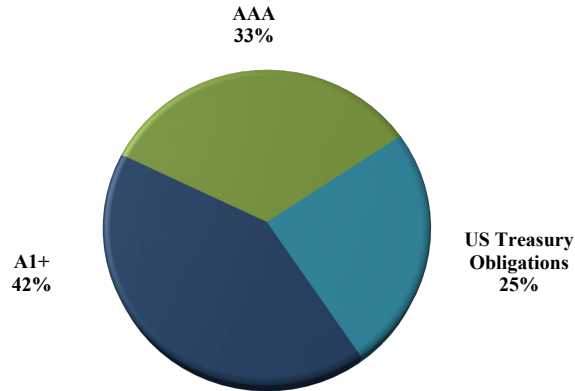
As of November 30, 2023

Category	Issuer	Cusip	Coupon	Effective Maturity	Final Maturity	Principal	Amortized Cost
Investment Company	Blackrock Liq Fund	09248U700	5.24	2023-12-01	2023-12-01	\$25,000,000	\$25,000,000
Investment Company	Fidelity Govt Fund	31607A703	5.27	2023-12-01	2023-12-01	\$175,000,000	\$175,000,000
Investment Company	Goldman Govt Fund	38141W273	5.23	2023-12-01	2023-12-01	\$50,000,000	\$50,000,000
Investment Company	Federated Govt Fund	608919718	5.25	2023-12-01	2023-12-01	\$50,000,000	\$50,000,000
Investment Company	Morgan Stanley Govt Fund	61747C707	5.27	2023-12-01	2023-12-01	\$75,000,000	\$75,000,000
Investment Company	Invesco Govt Fund	825252885	5.26	2023-12-01	2023-12-01	\$100,000,000	\$100,000,000
Investment Company	State Street Govt Fund	857492706	5.29	2023-12-01	2023-12-01	\$150,000,000	\$150,000,000
Investment Company	Allspring Govt Fund	949921126	5.27	2023-12-01	2023-12-01	\$175,000,000	\$175,000,000
Government Agency Debt	Fed Home Loan Disco Note	313384PY9	0.00	2023-12-01	2023-12-01	\$75,000,000	\$75,000,000
Government Agency Debt	Fed Home Loan Disco Note	313384QB8	0.00	2023-12-04	2023-12-04	\$100,000,000	\$99,955,833
Government Agency Debt	Fed Home Loan Disco Note	313384QF9	0.00	2023-12-08	2023-12-08	\$125,000,000	\$124,871,059
Government Agency Debt	Fed Home Loan Disco Note	313384QR3	0.00	2023-12-18	2023-12-18	\$50,000,000	\$49,874,153
Government Agency Debt	Fed Home Loan Disco Note	313384RH4	0.00	2024-01-03	2024-01-03	\$200,000,000	\$199,030,510
Government Agency Debt	Fed Home Loan Disco Note	313384RK7	0.00	2024-01-05	2024-01-05	\$200,000,000	\$198,972,118
Government Agency Debt	Fed Home Loan Disco Note	313384RP6	0.00	2024-01-09	2024-01-09	\$75,000,000	\$74,568,156
Government Agency Debt	Fed Home Loan Disco Note	313384RQ4	0.00	2024-01-10	2024-01-10	\$100,000,000	\$99,414,444
Government Agency Debt	Fed Home Loan Disco Note	313384RX9	0.00	2024-01-17	2024-01-17	\$100,000,000	\$99,304,139
Government Agency Debt	Fed Home Loan Disco Note	313384SL4	0.00	2024-01-30	2024-01-30	\$75,000,000	\$74,337,500
Government Agency Debt	Fed Home Loan Disco Note	313384SW0	0.00	2024-02-09	2024-02-09	\$75,000,000	\$74,232,917
Government Agency Debt	Fed Home Loan Disco Note	313384TA7	0.00	2024-02-13	2024-02-13	\$75,000,000	\$74,190,625
Treasury Debt	Treasury Bill	912797GC5	0.00	2024-01-11	2024-01-11	\$50,000,000	\$49,696,202
Treasury Debt	Treasury Bill	912797GE1	0.00	2024-02-01	2024-02-01	\$75,000,000	\$74,315,417
Treasury Debt	Treasury Bill	912797HN0	0.00	2023-12-05	2023-12-05	\$200,000,000	\$199,882,334
Treasury Debt	Treasury Bill	912797HU4	0.00	2023-12-12	2023-12-12	\$75,000,000	\$74,878,886
Treasury Debt	Treasury Bill	912797HV2	0.00	2023-12-19	2023-12-19	\$50,000,000	\$49,867,100
Treasury Debt	Treasury Bill	912797HX8	0.00	2024-01-02	2024-01-02	\$100,000,000	\$99,527,556
Treasury Debt	Treasury Bill	912797JC2	0.00	2024-02-06	2024-02-06	\$125,000,000	\$123,760,360
Treasury Debt	Treasury Bill	912797JF5	0.00	2024-02-27	2024-02-27	\$75,000,000	\$74,022,833
Government Agency Repurchase Agreement	Scotia	N/A	5.42	2023-12-01	2023-12-01	\$100,801,054	\$100,801,054
Government Agency Repurchase Agreement	Cantor	N/A	5.40	2023-12-01	2023-12-01	\$100,801,054	\$100,801,054
						\$3,001,602,109	\$2,991,304,248

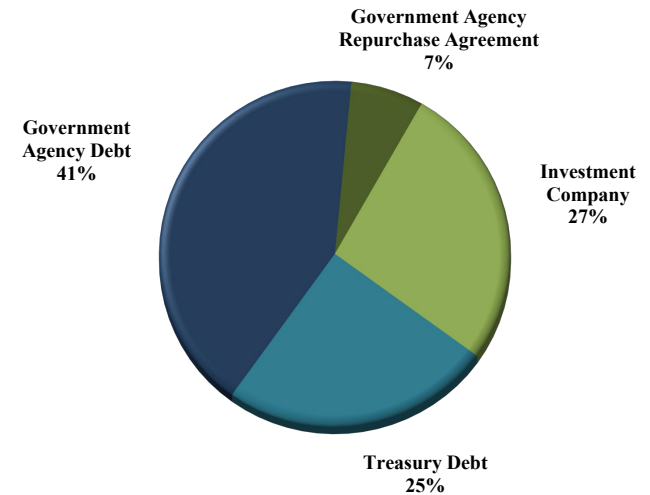
Limited Term Pool Rating and Sector Distributions

As of November 30, 2023

Credit Rating Distribution	Book Value	Percent of Total
Short Term Ratings		
A1+	\$1,243,751,453	41.6%
A1	\$0	0.0%
Subtotal	\$1,243,751,453	41.6%
Long Term Ratings		
AAA	\$1,001,602,109	33.5%
AA+	\$0	0.0%
AA	\$0	0.0%
AA-	\$0	0.0%
A+	\$0	0.0%
A	\$0	0.0%
A-	\$0	0.0%
Subtotal	\$1,001,602,109	33.5%
US Treasury Obligations	\$745,950,686	24.9%
Grand Total	\$2,991,304,248	100.0%



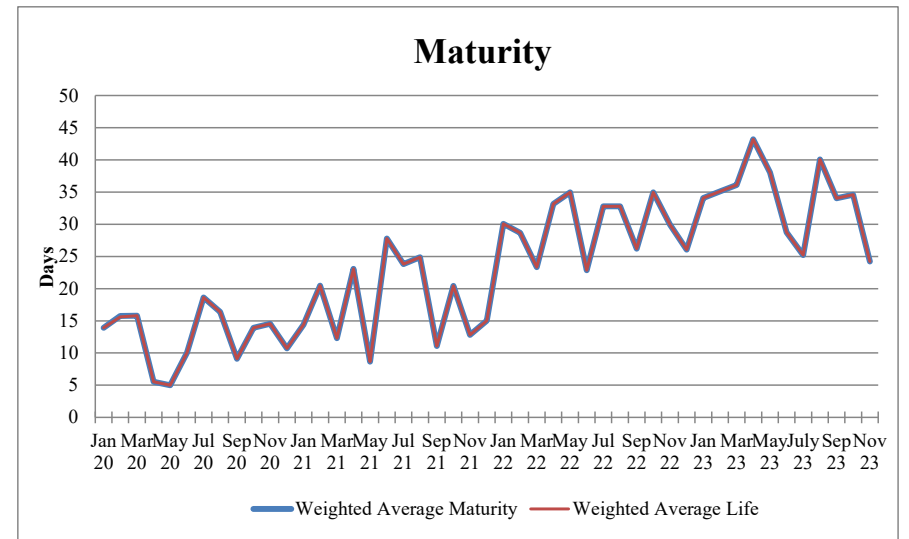
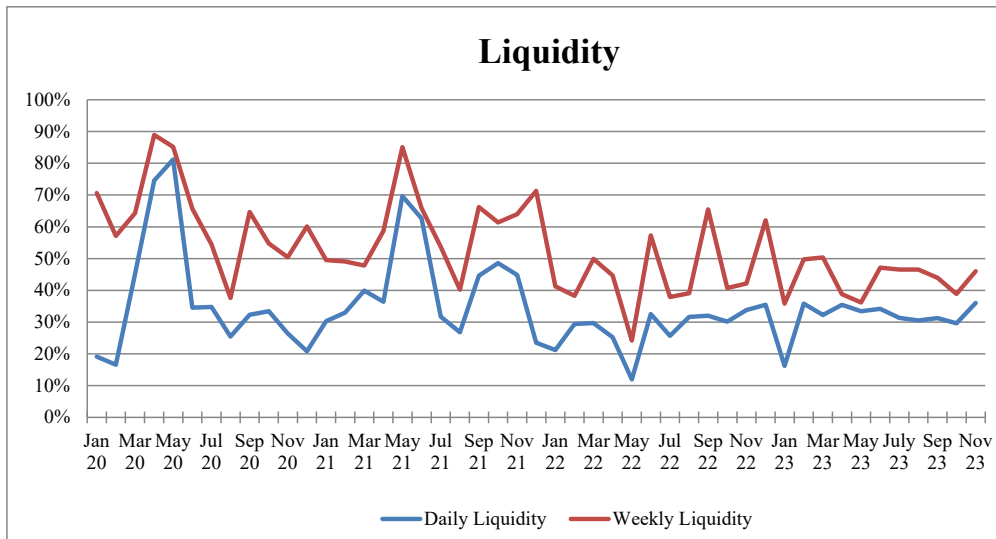
Sector Distribution	Book Value	Percent of Total
Treasury Debt	\$745,950,686	24.9%
Government Agency Debt	\$1,243,751,453	41.6%
Variable Rate Demand Note	\$0	0.0%
Other Municipal Debt	\$0	0.0%
Financial Company Commercial Paper	\$0	0.0%
Asset Backed Commercial Paper	\$0	0.0%
Other Commercial Paper	\$0	0.0%
Certificate of Deposit	\$0	0.0%
Structured Investment Vehicle Note	\$0	0.0%
Treasury Repurchase Agreement	\$0	0.0%
Government Agency Repurchase Agreement	\$201,602,109	6.7%
Insurance Company Funding Agreement	\$0	0.0%
Investment Company	\$800,000,000	26.7%
Grand Total	\$2,991,304,248	100.0%



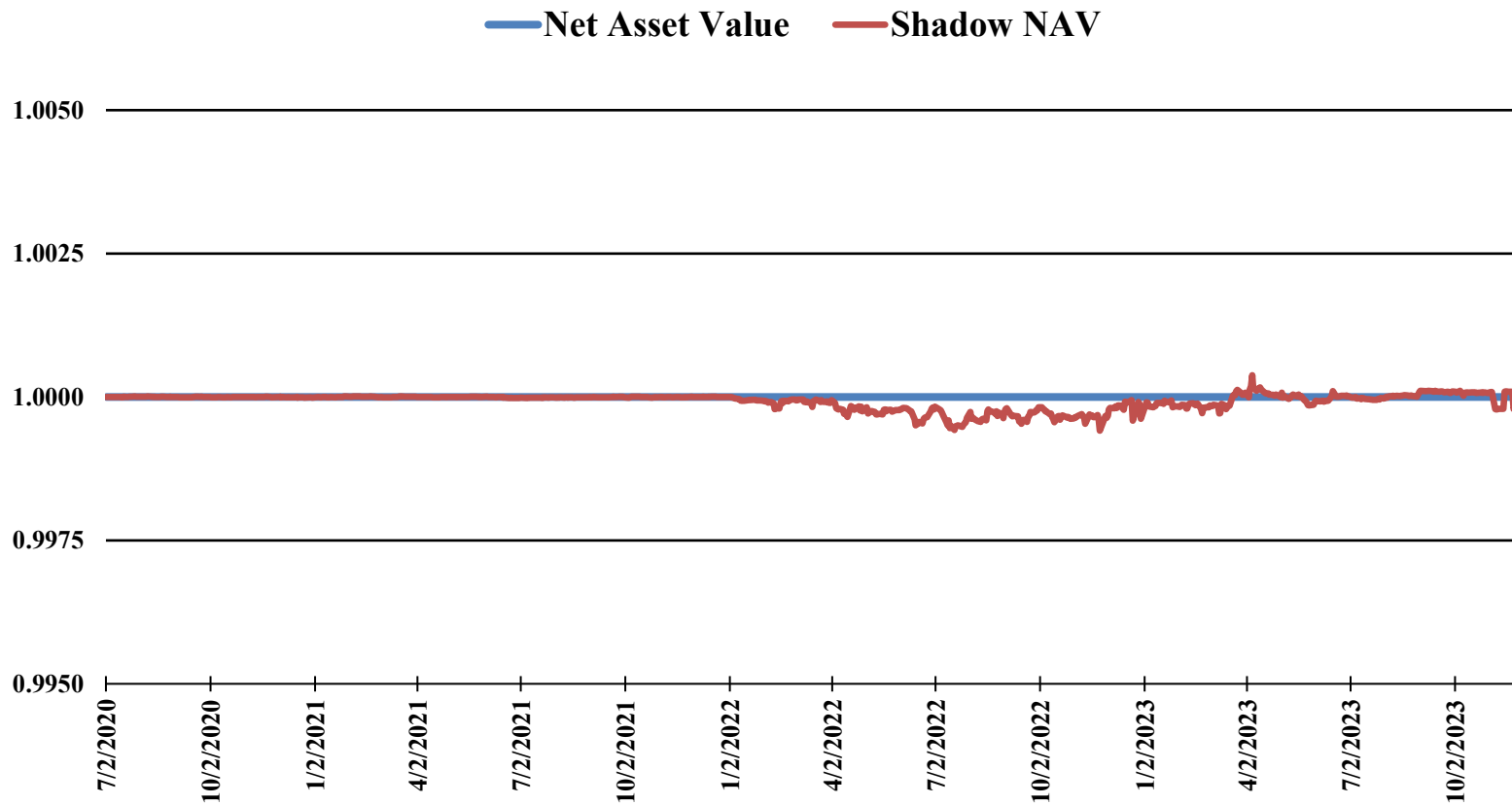
Limited Term Pool Liquidity and Maturity

As of November 30, 2023

	11/30/2023	Last 3 Months	FYTD	YTD	1 Year	Since Inception
Weighted Average Maturity	24.2	30.9	31.6	33.9	33.3	25.1
Weighted Average Life	24.2	30.9	31.6	33.9	33.3	25.1
Daily Liquidity	36.0%	32.3%	31.7%	31.5%	31.8%	41.1%
Weekly Liquidity	46.1%	43.0%	44.4%	43.6%	45.2%	57.8%



Limited Pool Net Asset Value



If the divergence between the NAV and the Shadow NAV exceed 0.0025 the SIC will be notified.

If the divergence between the NAV and the Shadow NAV exceeds 0.005, the fund has "broken the buck".

To date, the maximum divergence has been 0.0005871