

# Limited Term Pool

## Monthly Report

November 30, 2022

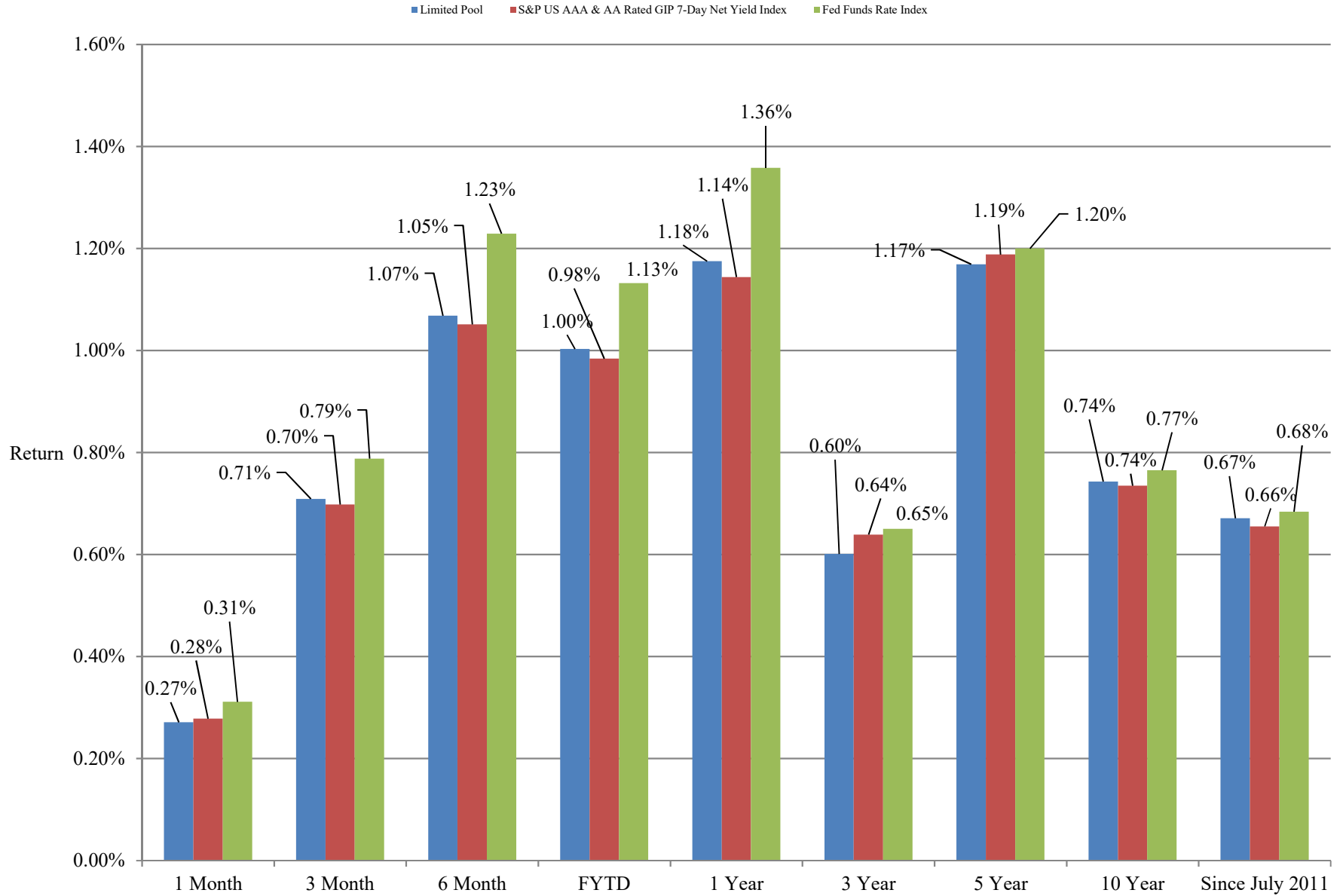


The Office of Financial Management manages the Limited Term Pool as if it were a Money Market Mutual Fund. This is a report that provides the monthly disclosures required by the rules that are in accordance with such funds.



Commonwealth of Kentucky  
Holly M. Johnson, Secretary,  
Finance and Administration Cabinet

## Limited Pool Performance as of November 30, 2022



Returns less than a year are unannualized.

Returns are gross of management fee. Management fee is 0.07%, annualized.

**Limited Term Pool**  
**As of November 30, 2022**

Category of Investment / Issuer	Cusip	Coupon	Effective Maturity	Final Maturity	Principal	Amortized Cost
<b>Financial Company Commercial Paper</b>						
					0.00	0.00
<b>Certificate of Deposit</b>						
					0.00	0.00
<b>Government Agency Debt</b>						
Fed Home Loan Disco Note	313384AD1	0.00	2023-01-04	2023-01-04	200,000,000.00	199,324,250.00
Fed Home Loan Disco Note	313384AF6	0.00	2023-01-06	2023-01-06	400,000,000.00	398,571,050.00
Fed Home Loan Disco Note	313384AJ8	0.00	2023-01-09	2023-01-09	75,000,000.00	74,703,031.50
Fed Home Loan Disco Note	313384BK4	0.00	2023-02-03	2023-02-03	50,000,000.00	49,642,222.00
Fed Home Loan Disco Note	313384BN8	0.00	2023-02-06	2023-02-06	250,000,000.00	248,115,159.25
Fed Home Loan Disco Note	313384BQ1	0.00	2023-02-08	2023-02-08	75,000,000.00	74,409,187.50
Fed Home Loan Disco Note	313384CS6	0.00	2023-03-06	2023-03-06	150,000,000.00	148,331,562.00
Fed Home Loan Disco Note	313384CU1	0.00	2023-03-08	2023-03-08	100,000,000.00	98,838,694.00
Fed Home Loan Disco Note	313385S23	0.00	2022-12-06	2022-12-06	75,000,000.00	74,970,520.50
Fed Home Loan Disco Note	313385S31	0.00	2022-12-07	2022-12-07	75,000,000.00	74,963,124.75
					1,450,000,000.00	1,441,868,801.50
<b>Investment Company</b>						
Goldman Govt Fund	38141W273	3.73	2022-12-01	2022-12-01	100,000,000.00	100,000,000.00
Federated Govt Fund	608919718	3.65	2022-12-01	2022-12-01	100,000,000.00	100,000,000.00
Invesco Govt Fund	825252885	3.73	2022-12-01	2022-12-01	125,000,000.00	125,000,000.00
State Street Govt Fund	857492706	3.66	2022-12-01	2022-12-01	100,000,000.00	100,000,000.00
Allspring Govt Fund	949921126	3.60	2022-12-01	2022-12-01	150,000,000.00	150,000,000.00
					575,000,000.00	575,000,000.00
<b>Other Commercial Paper</b>						
					0.00	0.00
<b>Government Agency Repurchase Agreement</b>						
Scotia	N/A	3.80	2022-12-01	2022-12-01	200,000,000.00	200,000,000.00
Cantor	N/A	3.84	2022-12-01	2022-12-01	200,000,000.00	200,000,000.00
					400,000,000.00	400,000,000.00
<b>Other Municipal Debt</b>						
Inter-Pool Borrowings	N/A	3.82	2022-12-01	2022-12-01	32,682,676.57	32,682,676.57
					32,682,676.57	32,682,676.57
<b>Treasury Debt</b>						
Treasury Bill	912796X61	0.00	2022-12-08	2022-12-08	225,000,000.00	224,869,292.50
Treasury Bill	912796YX1	0.00	2022-12-06	2022-12-06	100,000,000.00	99,960,813.00
Treasury Bill	912796ZH5	0.00	2023-01-03	2023-01-03	100,000,000.00	99,700,938.00
Treasury Bill	912796ZT9	0.00	2023-02-07	2023-02-07	100,000,000.00	99,250,111.00
					525,000,000.00	523,781,154.50
					2,982,682,676.57	2,973,332,632.57

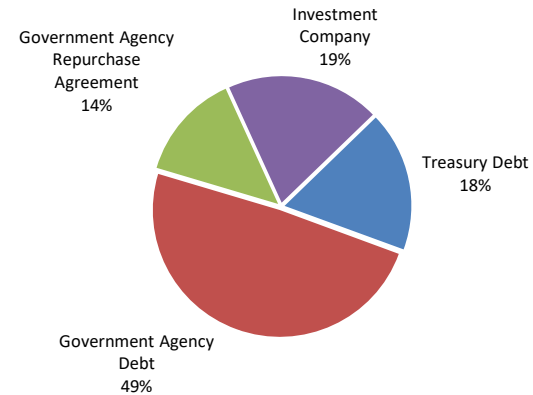
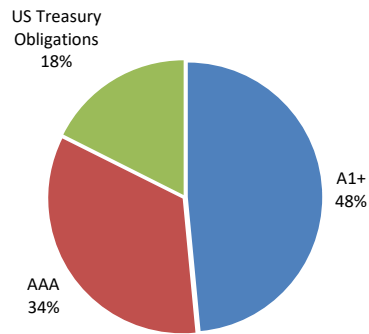
**LIMITED TERM POOL RATING AND SECTOR DISTRIBUTIONS**  
As of November 30, 2022

**CREDIT RATING DISTRIBUTION**

	Book Value	as % of Total
<b>Short Term Ratings</b>		
A1+	\$1,441,868,801.50	48.49%
A1	\$0.00	0.00%
Subtotal	<u>\$1,441,868,801.50</u>	<u>48.49%</u>
<b>Long Term Ratings</b>		
AAA	\$1,007,682,676.57	33.89%
AA+	\$0.00	0.00%
AA	\$0.00	0.00%
AA-	\$0.00	0.00%
A+	\$0.00	0.00%
A	\$0.00	0.00%
A-	\$0.00	0.00%
Subtotal	<u>\$1,007,682,676.57</u>	<u>33.89%</u>
US Treasury Obligations	\$523,781,154.50	17.62%
Grand Total	<u><u>\$2,973,332,632.57</u></u>	<u><u>100.00%</u></u>

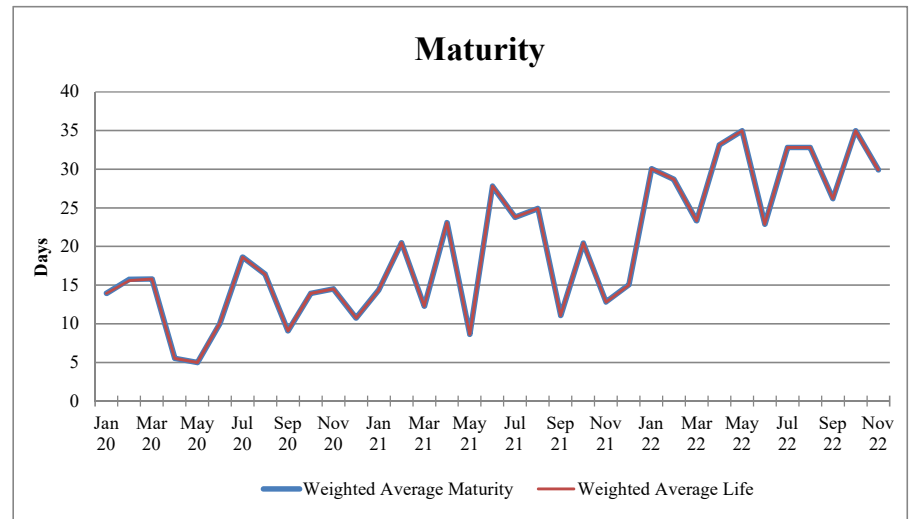
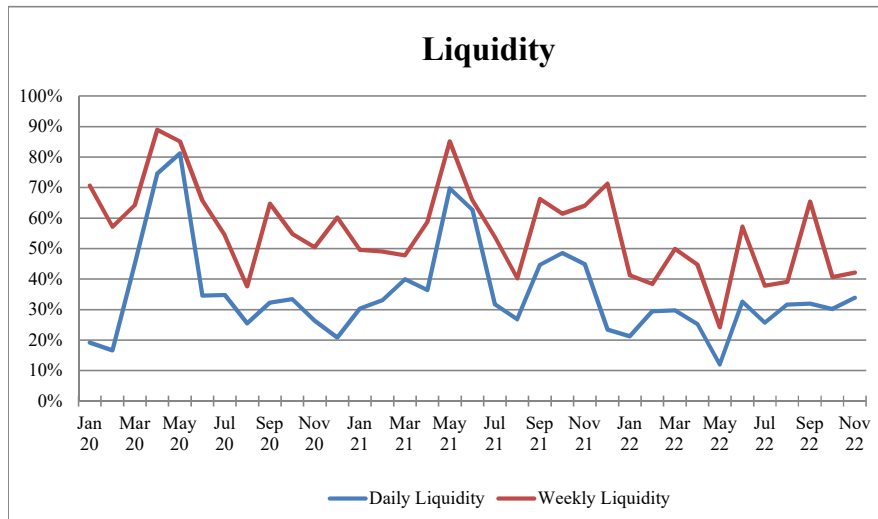
**SECTOR DISTRIBUTION**

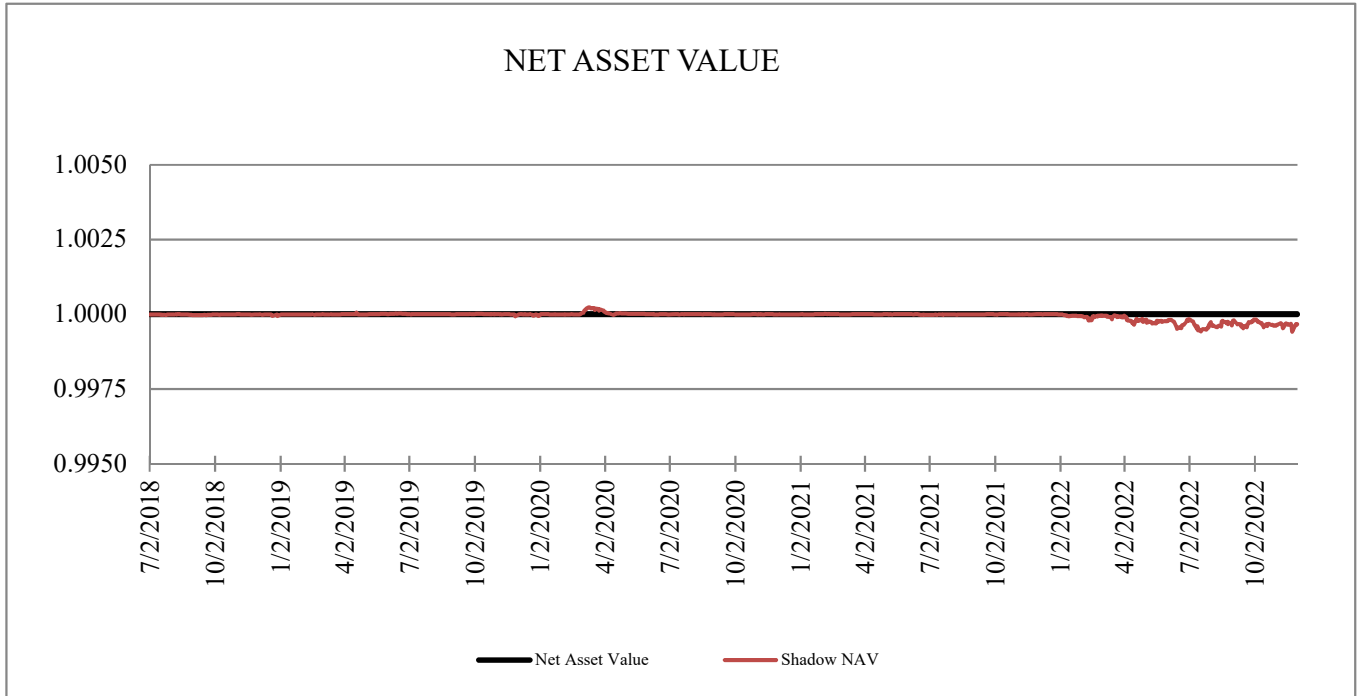
	Book Value	as % of Total
Treasury Debt	\$523,781,154.50	17.62%
Government Agency Debt	\$1,441,868,801.50	48.49%
Variable Rate Demand Note	\$0.00	0.00%
Other Municipal Debt	\$32,682,676.57	1.10%
Financial Company Commercial Paper	\$0.00	0.00%
Asset Backed Commercial Paper	\$0.00	0.00%
Other Commercial Paper	\$0.00	0.00%
Certificate of Deposit	\$0.00	0.00%
Structured Investment Vehicle Note	\$0.00	0.00%
Treasury Repurchase Agreement	\$0.00	0.00%
Government Agency Repurchase Agreement	\$400,000,000.00	13.45%
Insurance Company Funding Agreement	\$0.00	0.00%
Investment Company	<u>\$575,000,000.00</u>	<u>19.34%</u>
Grand Total	<u><u>\$2,973,332,632.57</u></u>	<u><u>100.00%</u></u>



**LIMITED TERM POOL LIQUIDITY AND MATURITY**  
**As of November 30, 2022**

	11/30/2022	Last 3 Months	FYTD	YTD	1 Year	Since Inception
Weighted Average Maturity	29.90	30.35	31.33	29.97	28.73	24.28
Weighted Average Life	29.90	30.35	31.33	29.97	28.73	24.30
Daily Liquidity	33.78%	31.97%	30.64%	27.57%	27.23%	42.00%
Weekly Liquidity	42.17%	49.44%	45.07%	43.72%	46.02%	58.94%





If the divergence between the NAV and the Shadow NAV exceed 0.0025 the SIC will be notified.

If the divergence between the NAV and the Shadow NAV exceeds 0.005, the fund has "broken the buck".

To date, the maximum divergence has been 0.000587