



# October 2024

## LIMITED TERM POOL MONTHLY REPORT

The Office of Financial Management manages the Limited Term Pool as if it were a Money Market Mutual Fund. This is a report that provides the monthly disclosures required by the rules that are in accordance with such funds.

**Commonwealth of Kentucky**  
Holly M. Johnson, Secretary  
FINANCE AND ADMINISTRATION CABINET



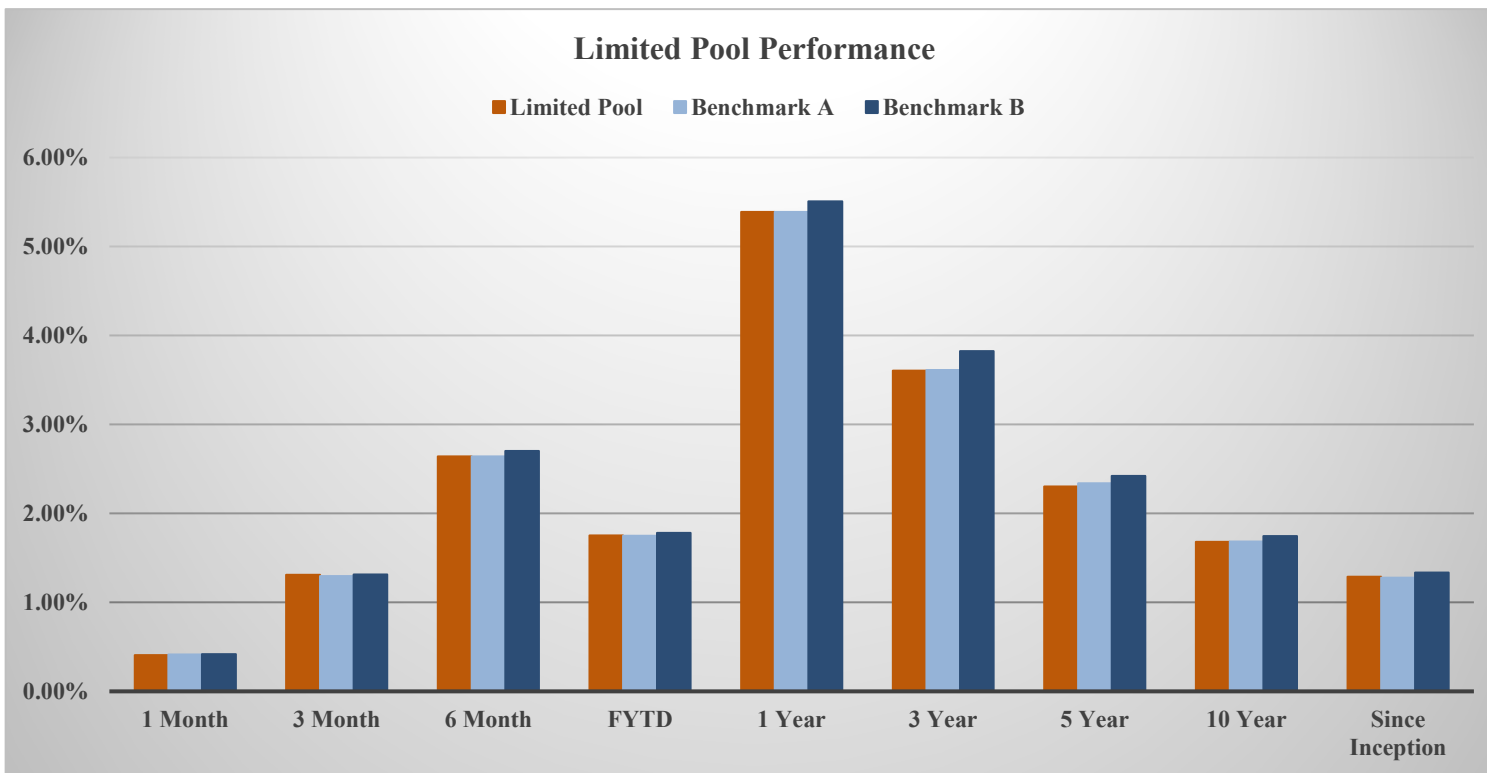
Time Period	Limited Pool	Benchmark A*	Benchmark B**
1 Month	0.407%	0.416%	0.417%
3 Month	1.311%	1.295%	1.314%
6 Month	2.641%	2.642%	2.703%
FYTD	1.752%	1.749%	1.780%
1 Year	5.388%	5.388%	5.507%
3 Year	3.605%	3.611%	3.823%
5 Year	2.303%	2.338%	2.423%
10 Year	1.680%	1.685%	1.747%
Since July 2011	1.290%	1.280%	1.335%

\*Benchmark A is S&P AAA & AA Rated GIP All 7 Day Net Yield.

\*\*Benchmark B is Fed Funds Rate Index.

Returns less than a year are unannualized.

Limited Pool returns for all time periods listed are gross of management fee. Management fee is 0.05%, annualized.



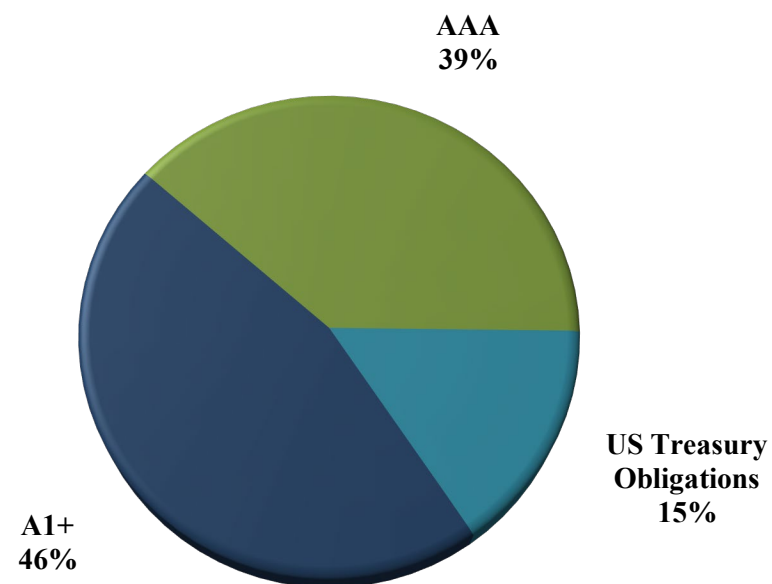
**Limited Term Pool Holdings Summary**  
As of October 31, 2024

Category	Issuer	Cusip	Coupon	Effective Maturity	Final Maturity	Prinicipal	Amortized Cost
Government Agency Repurchase Agreement	Scotia	N/A	4.92	2024-11-01	2024-11-01	\$96,846,428	\$96,846,428
Government Agency Repurchase Agreement	Cantor	N/A	4.94	2024-11-01	2024-11-01	\$96,846,428	\$96,846,428
Investment Company	Fidelity Govt Fund	31607A703	4.74	2024-11-01	2024-11-01	\$175,000,000	\$175,000,000
Investment Company	Goldman Sachs Govt Fund	38141W273	4.78	2024-11-01	2024-11-01	\$200,000,000	\$200,000,000
Investment Company	Federated Govt Fund	608919718	4.77	2024-11-01	2024-11-01	\$175,000,000	\$175,000,000
Investment Company	Morgan Stanley Treasury Fund	61747C707	4.78	2024-11-01	2024-11-01	\$100,000,000	\$100,000,000
Investment Company	Invesco Govt Fund	825252885	4.78	2024-11-01	2024-11-01	\$175,000,000	\$175,000,000
Investment Company	Allspring Govt Fund	949921126	4.78	2024-11-01	2024-11-01	\$175,000,000	\$175,000,000
Government Agency Debt	Fed Home Loan Disco Note	313384M89	0.00	2024-11-01	2024-11-01	\$150,000,000	\$150,000,000
Government Agency Debt	Fed Home Loan Disco Note	313384N54	0.00	2024-11-06	2024-11-06	\$75,000,000	\$74,948,438
Government Agency Debt	Fed Home Loan Disco Note	313384P37	0.00	2024-11-12	2024-11-12	\$75,000,000	\$74,886,104
Government Agency Debt	Fed Home Loan Disco Note	313384Q93	0.00	2024-11-26	2024-11-26	\$200,000,000	\$199,355,556
Government Agency Debt	Fed Home Loan Disco Note	313384R27	0.00	2024-11-27	2024-11-27	\$50,000,000	\$49,820,167
Government Agency Debt	Fed Home Loan Disco Note	313384S34	0.00	2024-12-06	2024-12-06	\$100,000,000	\$99,531,875
Government Agency Debt	Fed Home Loan Disco Note	313384S75	0.00	2024-12-10	2024-12-10	\$75,000,000	\$74,634,782
Government Agency Debt	Fed Home Loan Disco Note	313384T25	0.00	2024-12-13	2024-12-13	\$100,000,000	\$99,469,750
Government Agency Debt	Fed Home Loan Disco Note	313384U49	0.00	2024-12-23	2024-12-23	\$75,000,000	\$74,510,875
Government Agency Debt	Fed Home Loan Disco Note	313385AC0	0.00	2025-01-03	2025-01-03	\$150,000,000	\$148,822,688
Government Agency Debt	Fed Home Loan Disco Note	313385AH9	0.00	2025-01-08	2025-01-08	\$70,000,000	\$69,400,372
Government Agency Debt	Freddie Mac Disco Note	313397AH4	0.00	2025-01-08	2025-01-08	\$75,000,000	\$74,356,833
Government Agency Debt	Fannie Mae Disco Note	313589AH6	0.00	2025-01-08	2025-01-08	\$75,000,000	\$74,361,083
Government Agency Debt	Freddie Mac Disco Note	313397AN1	0.00	2025-01-13	2025-01-13	\$50,000,000	\$49,541,722
Government Agency Debt	Fed Home Loan Disco Note	313385AS5	0.00	2025-01-17	2025-01-17	\$75,000,000	\$74,274,917
Treasury Debt	Treasury Bill	912797LC9	0.00	2024-11-07	2024-11-07	\$75,000,000	\$74,936,519
Treasury Debt	Treasury Bill	912797LD7	0.00	2024-11-14	2024-11-14	\$100,000,000	\$99,819,401
Treasury Debt	Treasury Bill	912797MC8	0.00	2024-11-19	2024-11-19	\$100,000,000	\$99,751,500
Treasury Debt	Treasury Bill	912797LF2	0.00	2024-12-05	2024-12-05	\$125,000,000	\$124,422,141
Treasury Debt	Treasury Bill	912797LX3	0.00	2025-01-09	2025-01-09	\$75,000,000	\$74,349,531
Other Commercial Paper	Toyota Motor Credit Corp	89233GLK0	0.00	2024-11-19	2024-11-19	\$25,000,000	\$24,934,250
						<b>\$3,088,692,856</b>	<b>\$3,079,821,358</b>

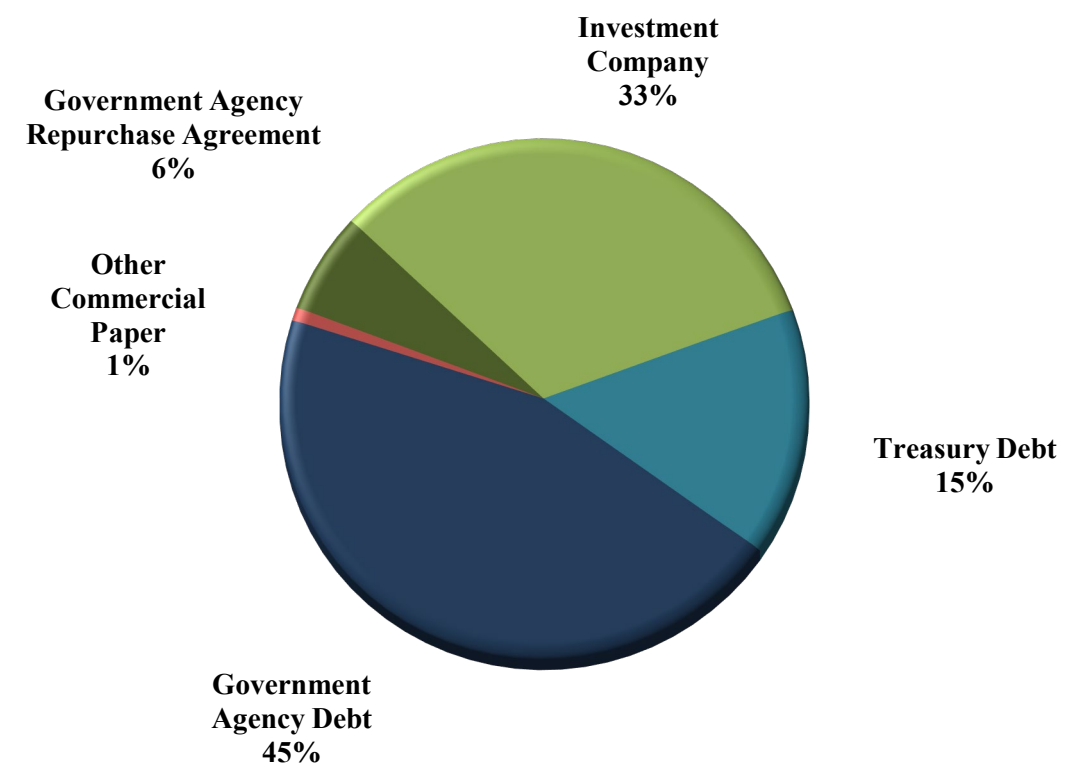
## Limited Term Pool Rating and Sector Distributions

As of October 31, 2024

Credit Rating Distribution	Book Value	Percent of Total
<b>Short Term Ratings</b>		
A1+	\$1,412,849,410	45.9%
A1	\$0	0.0%
<b>Subtotal</b>	<b>\$1,412,849,410</b>	<b>45.9%</b>
<b>Long Term Ratings</b>		
AAA	\$1,193,692,856	38.8%
AA+	\$0	0.0%
AA	\$0	0.0%
AA-	\$0	0.0%
A+	\$0	0.0%
A	\$0	0.0%
A-	\$0	0.0%
<b>Subtotal</b>	<b>\$1,193,692,856</b>	<b>38.8%</b>
<b>US Treasury Obligations</b>	<b>\$473,279,092</b>	<b>15.4%</b>
<b>Grand Total</b>	<b>\$3,079,821,358</b>	<b>100.0%</b>



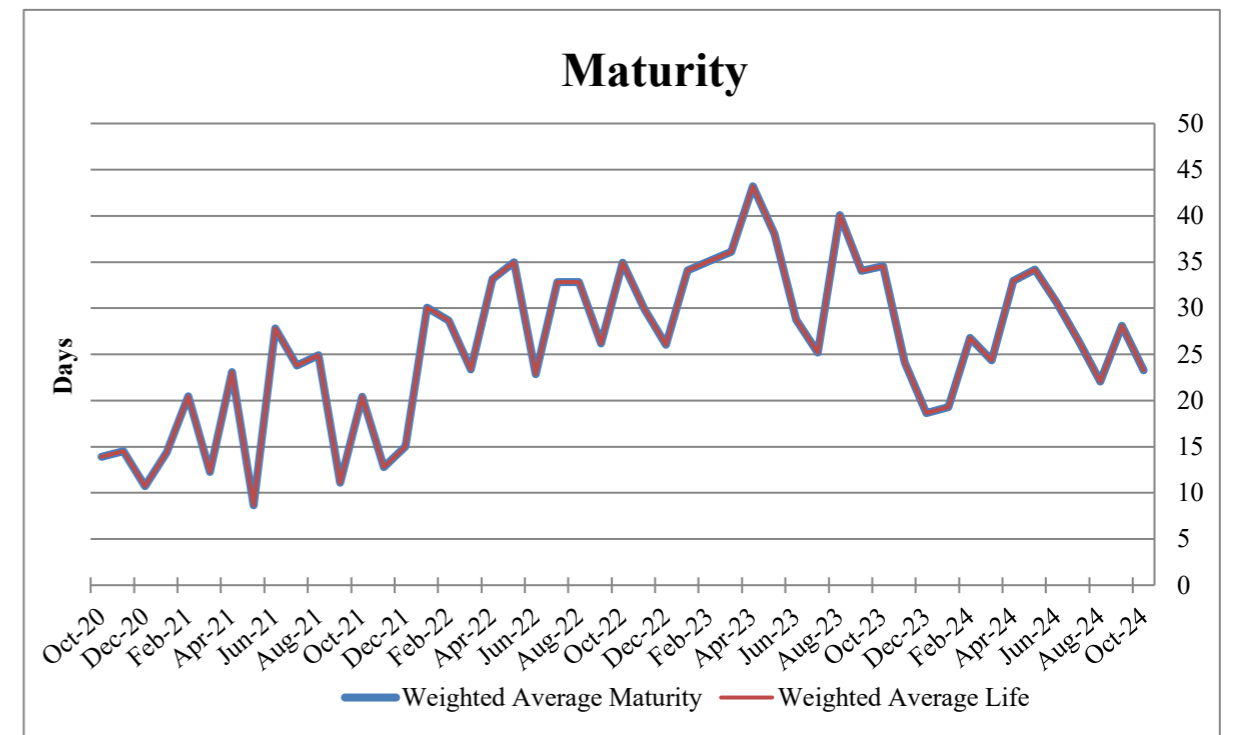
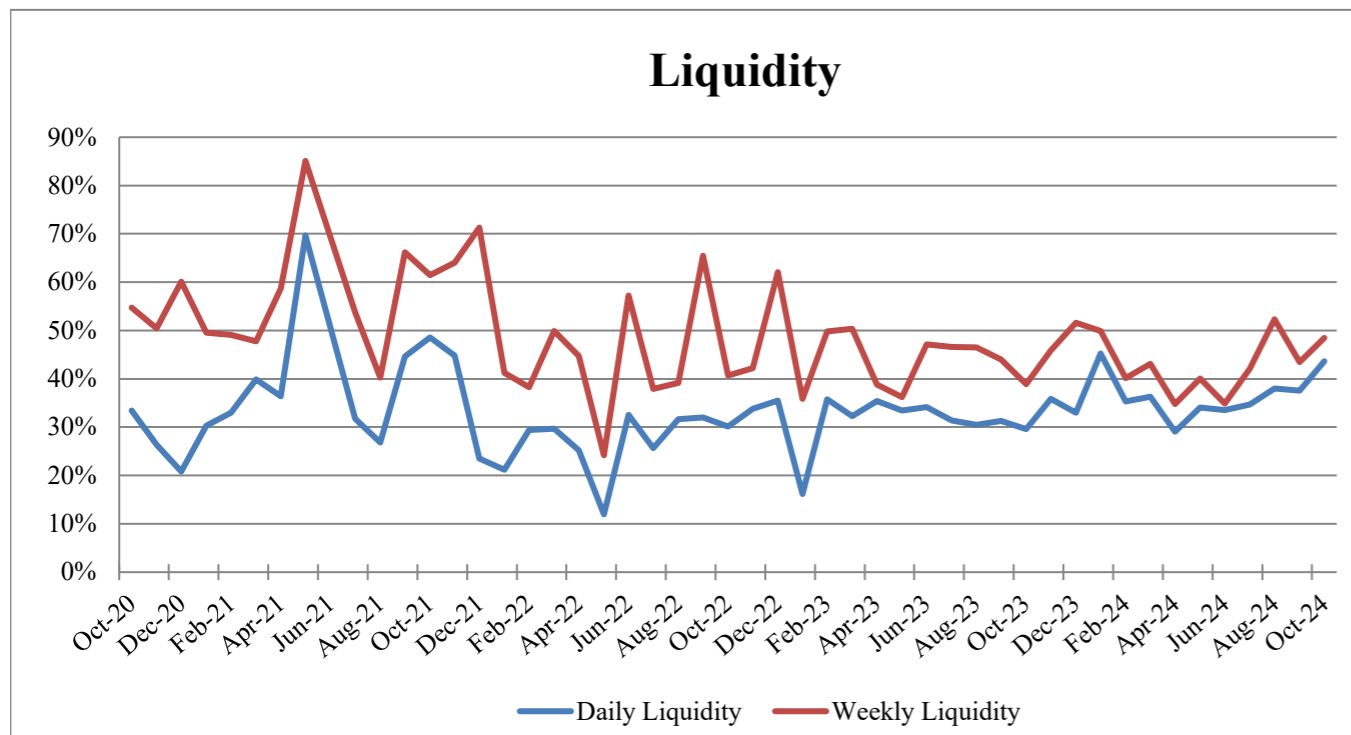
Sector Distribution	Book Value	Percent of Total
Treasury Debt	\$473,279,092	15.4%
Government Agency Debt	\$1,387,915,160	45.1%
Variable Rate Demand Note	\$0	0.0%
Other Municipal Debt	\$0	0.0%
Financial Company Commercial Paper	\$0	0.0%
Asset Backed Commercial Paper	\$0	0.0%
Other Commercial Paper	\$24,934,250	0.8%
Certificate of Deposit	\$0	0.0%
Structured Investment Vehicle Note	\$0	0.0%
Treasury Repurchase Agreement	\$0	0.0%
Government Agency Repurchase Agreement	\$193,692,856	6.3%
Insurance Company Funding Agreement	\$0	0.0%
Investment Company	\$1,000,000,000	32.5%
<b>Grand Total</b>	<b>\$3,079,821,358</b>	<b>100.0%</b>



## Limited Term Pool Liquidity and Maturity

### As of October 31, 2024

	10/31/2024	Last 3 Months	FYTD	YTD	1 Year	Since Inception
<b>Weighted Average Maturity</b>	23.3	24.5	25.0	26.8	25.9	25.1
<b>Weighted Average Life</b>	23.3	24.5	25.0	26.8	25.9	25.1
<b>Daily Liquidity</b>	43.6%	39.7%	38.5%	36.7%	36.3%	40.8%
<b>Weekly Liquidity</b>	48.5%	48.1%	46.6%	42.9%	43.9%	56.7%

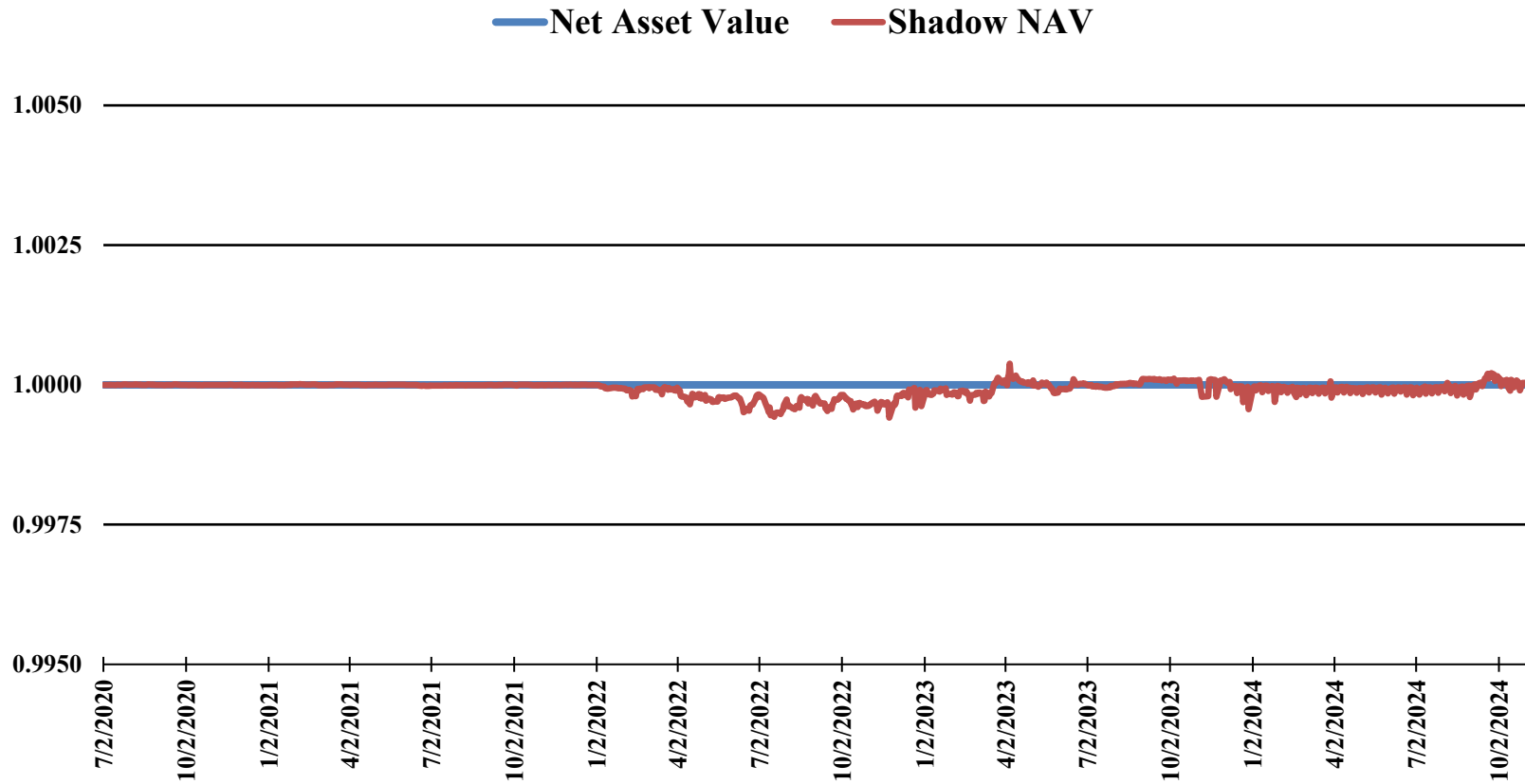


---

# Limited Pool

## Net Asset Value

---



If the divergence between the NAV and the Shadow NAV exceed 0.0025 the SIC will be notified.

If the divergence between the NAV and the Shadow NAV exceeds 0.005, the fund has "broken the buck".

To date, the maximum divergence has been 0.0005871