

Limited Term Pool

Monthly Report

October 31, 2013



On June 27, 2012, the State Investment Commission voluntarily adopted Securities and Exchange Commission Rule 2a-7 as the guidelines for the Limited Term Pool. These are the rules that govern Money Market Mutual Funds aimed at assuring safety of the invested funds. This report provides the monthly disclosure required by those rules.

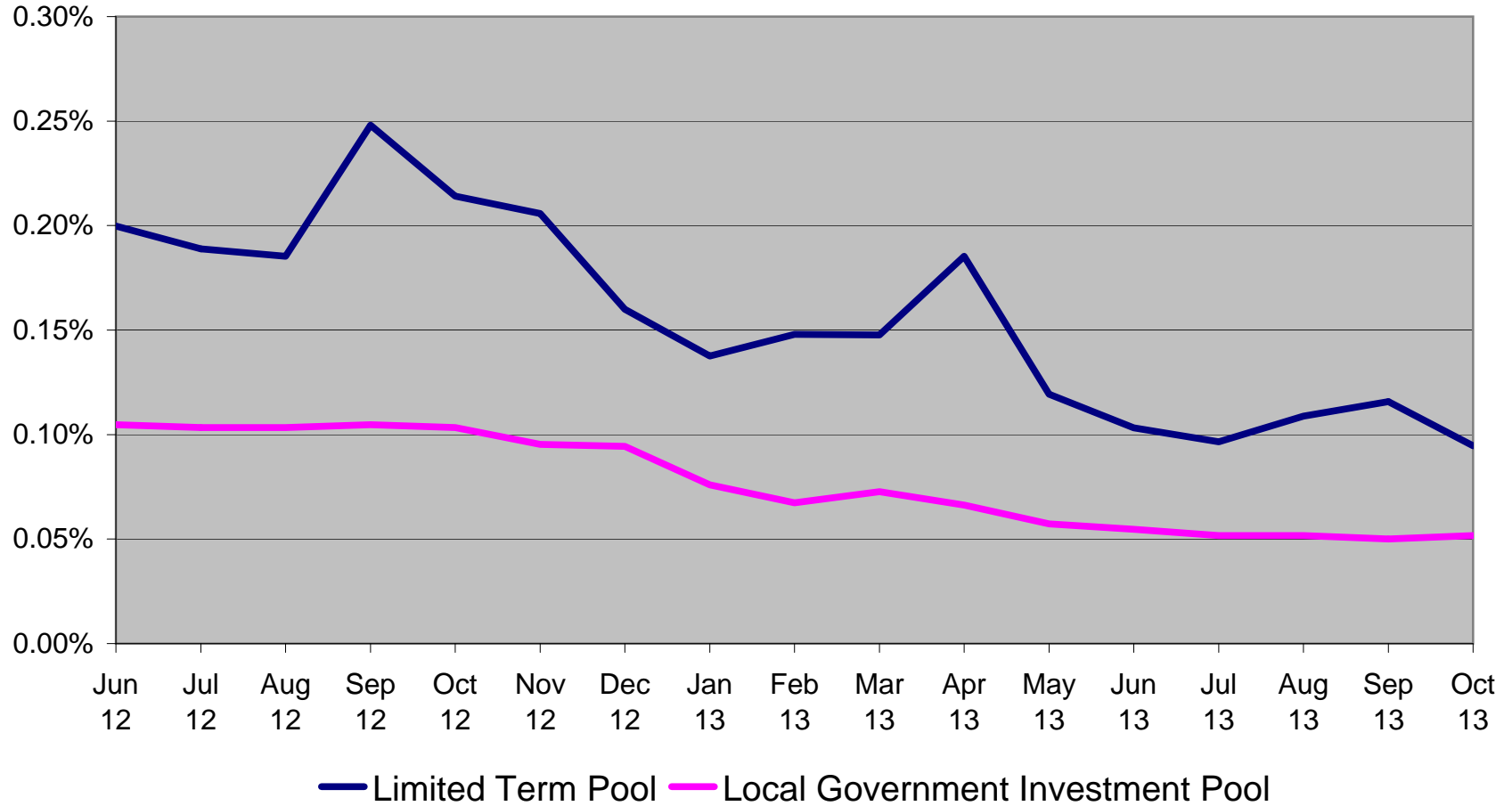


Commonwealth of Kentucky

Lori H. Flanery, Secretary,

Finance and Administration Cabinet

LIMITED TERM POOL MONTHLY PERFORMANCE



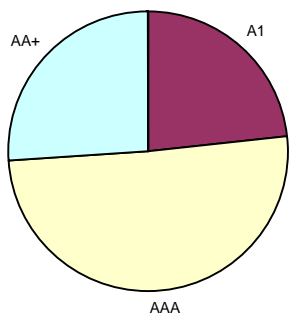
LIMITED TERM POOL
AS OF OCTOBER 31, 2013

Category of Investment / Issuer	Cusip	Coupon	Effective Maturity	Final Maturity	Principal	Amortized Cost
Financial Company Commercial Paper						
Bank of Nova Scotia	06416KAW0	0.00	1/30/2014	1/30/2014	25,000,000.00	24,989,375.00
Bank of Tokyo	06538BY80	0.00	11/8/2013	11/8/2013	25,000,000.00	24,999,270.75
Credit Agricole NA	22532AY10	0.00	11/1/2013	11/1/2013	25,000,000.00	25,000,000.00
GE Capital Corp	36959JAE3	0.00	1/14/2014	1/14/2014	10,000,000.00	9,997,944.40
Lloyds Bank	53943RY60	0.00	11/6/2013	11/6/2013	25,000,000.00	24,999,600.75
Natixis US Finance	6323A0Y69	0.00	11/6/2013	11/6/2013	25,000,000.00	24,999,583.25
PNC Bank	69354BAK8	0.27	4/16/2014	4/16/2014	15,000,000.00	15,000,000.00
Societe Generale NA	83365RY66	0.00	11/6/2013	11/6/2013	15,000,000.00	14,999,749.95
Societe Generale NA	83365RZ57	0.00	12/5/2013	12/5/2013	10,000,000.00	9,998,488.90
Sumitomo Corp	86561AY43	0.00	11/4/2013	11/4/2013	10,000,000.00	9,999,908.30
Swedbank	87019SBJ2	0.00	2/18/2014	2/18/2014	10,000,000.00	9,993,944.40
					<u>195,000,000.00</u>	<u>194,977,865.70</u>
Government Agency Debt						
FHLB	313383T50	0.13	4/24/2014	4/24/2014	5,000,000.00	4,999,591.95
FHLB	313383WR8	0.20	9/15/2014	9/15/2014	15,000,000.00	15,000,000.00
FHLB	313385NX0	0.00	11/6/2013	11/6/2013	18,300,000.00	18,299,694.94
FHLB	313385QB5	0.00	12/4/2013	12/4/2013	17,080,000.00	17,079,530.30
FHLB	313385QD1	0.00	12/6/2013	12/6/2013	15,000,000.00	14,998,541.70
FHLB	313385RV0	0.00	1/15/2014	1/15/2014	25,000,000.00	24,994,791.75
FHLB	313385SS6	0.00	2/5/2014	2/5/2014	25,000,000.00	24,990,333.25
FHLB	313385TM8	0.00	2/24/2014	2/24/2014	25,000,000.00	24,996,406.25
FHLB	313385UL8	0.00	3/19/2014	3/19/2014	14,872,000.00	14,868,408.41
Freddie Mac	313397PZ8	0.00	12/2/2013	12/2/2013	17,975,000.00	17,973,142.64
Freddie Mac	313397RU7	0.00	1/14/2014	1/14/2014	15,000,000.00	14,996,608.35
Freddie Mac	313397TP6	0.00	2/26/2014	2/26/2014	15,000,000.00	14,994,735.00
Freddie Mac	313397UK5	0.00	3/18/2014	3/18/2014	25,000,000.00	24,988,583.25
					<u>233,227,000.00</u>	<u>233,180,367.79</u>
Investment Company						
Fidelity Prime Mny Mkt	31607A208	0.00	11/1/2013	11/1/2013	50,000,000.00	50,000,000.00
JP Morgan Prime Mny Mkt	4812A0367	0.00	11/1/2013	11/1/2013	90,000,000.00	90,000,000.00
					<u>140,000,000.00</u>	<u>140,000,000.00</u>
Other Commercial Paper						
Toyota Puerto Rico	8923A0Y15	0.00	11/1/2013	11/1/2013	25,000,000.00	25,000,000.00
					<u>25,000,000.00</u>	<u>25,000,000.00</u>
Government Agency Repurchase Agreement						
BNP Paribas	N/A	0.10	11/1/2013	11/1/2013	200,000,000.00	200,000,000.00
Scotia	N/A	0.10	11/1/2013	11/1/2013	152,931,840.51	152,931,840.51
					<u>352,931,840.51</u>	<u>352,931,840.51</u>
Other Municipal Debt						
Camden County NJ	13281NQS4	0.80	7/16/2014	7/16/2014	3,500,000.00	3,500,000.00
					<u>3,500,000.00</u>	<u>3,500,000.00</u>
Other Note						
John Deere Owner Trust	477879AA8	0.25	9/26/2014	9/26/2014	3,285,310.70	3,285,310.70
					<u>3,285,310.70</u>	<u>3,285,310.70</u>
Treasury Debt						
Tbill	912796BE8	0.00	5/1/2014	5/1/2014	20,000,000.00	19,992,760.00
					<u>20,000,000.00</u>	<u>19,992,760.00</u>
					972,944,151.21	972,868,144.70

**LIMITED TERM POOL RATING AND SECTOR DISTRIBUTIONS
AS OF OCTOBER 31, 2013**

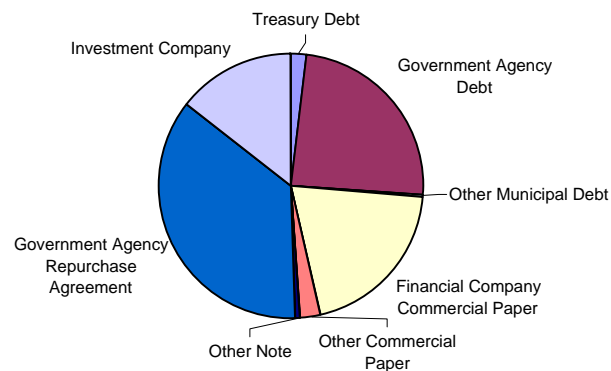
CREDIT RATING DISTRIBUTION

	Book Value	as % of Total
Short Term Ratings		
A1+	\$0.00	0.00%
A1	\$226,763,176.40	23.31%
Subtotal	<u>\$226,763,176.40</u>	<u>23.31%</u>
Long Term Ratings		
AAA	\$492,931,840.51	50.67%
AA+	\$253,173,127.79	26.02%
AA	\$0.00	0.00%
AA-	\$0.00	0.00%
A+	\$0.00	0.00%
A	\$0.00	0.00%
A-	\$0.00	0.00%
Subtotal	<u>\$746,104,968.30</u>	<u>76.69%</u>
US Treasury Obligations	\$0.00	0.00%
Grand Total	<u><u>\$972,868,144.70</u></u>	<u><u>100.00%</u></u>



SECTOR DISTRIBUTION

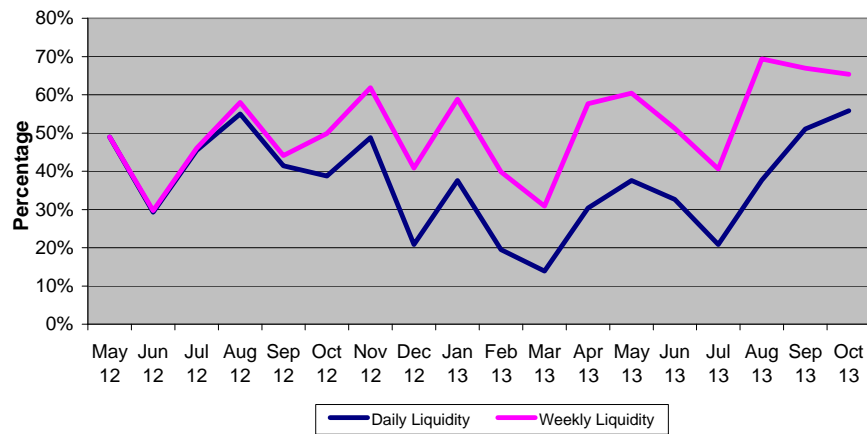
	Book Value	as % of Total
Treasury Debt	\$19,992,760.00	2.06%
Government Agency Debt	\$233,180,367.79	23.97%
Variable Rate Demand Note	\$0.00	0.00%
Other Municipal Debt	\$3,500,000.00	0.36%
Financial Company Commercial Paper	\$194,977,865.70	20.04%
Asset Backed Commercial Paper	\$0.00	0.00%
Other Commercial Paper	\$25,000,000.00	2.57%
Certificate of Deposit	\$0.00	0.00%
Structured Investment Vehicle Note	\$0.00	0.00%
Other Note	\$3,285,310.70	0.34%
Treasury Repurchase Agreement	\$0.00	0.00%
Government Agency Repurchase Agreement	\$352,931,840.51	36.28%
Insurance Company Funding Agreement	\$0.00	0.00%
Investment Company	\$140,000,000.00	14.39%
Other Instrument	\$0.00	0.00%
Grand Total	<u><u>\$972,868,144.70</u></u>	<u><u>100.00%</u></u>



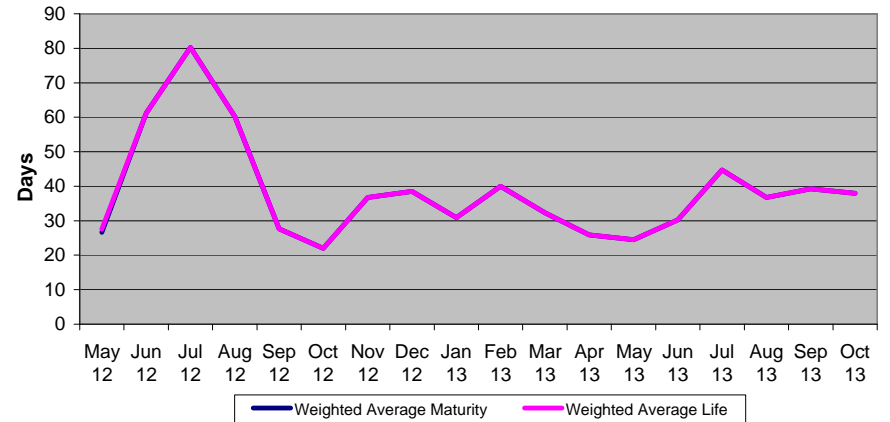
LIMITED TERM POOL LIQUIDITY AND MATURITY AS OF OCTOBER 31, 2013

	10/31/2013	Last 3 Months	FYTD	YTD	1 Year	Since Inception
Weighted Average Maturity	37.90	37.96	39.64	34.24	34.81	40.74
Weighted Average Life	37.90	37.96	39.64	34.24	34.81	40.84
Daily Liquidity	55.81%	48.16%	41.32%	33.68%	33.87%	37.49%
Weekly Liquidity	65.40%	67.25%	60.59%	54.11%	53.65%	50.99%

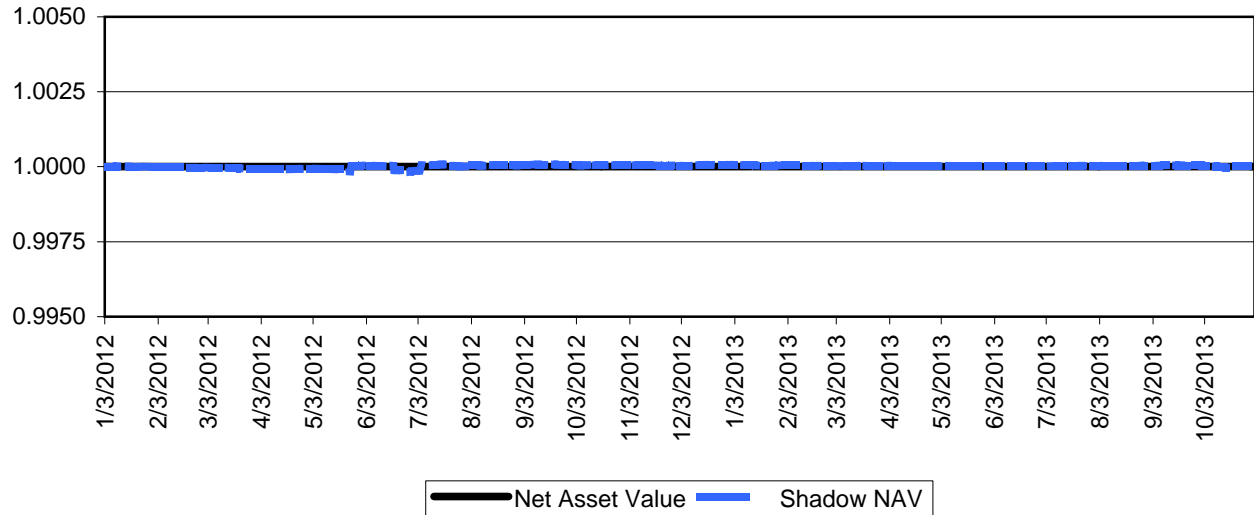
Liquidity



Maturity



NET ASSET VALUE



If the divergence between the NAV and the Shadow NAV exceed 0.0025 the SIC will be notified.

If the divergence between the NAV and the Shadow NAV exceeds .005, the fund has "broken the buck"

To date, the maximum divergence has been 0.000182