

Limited Term Pool

Monthly Report

April 30, 2023

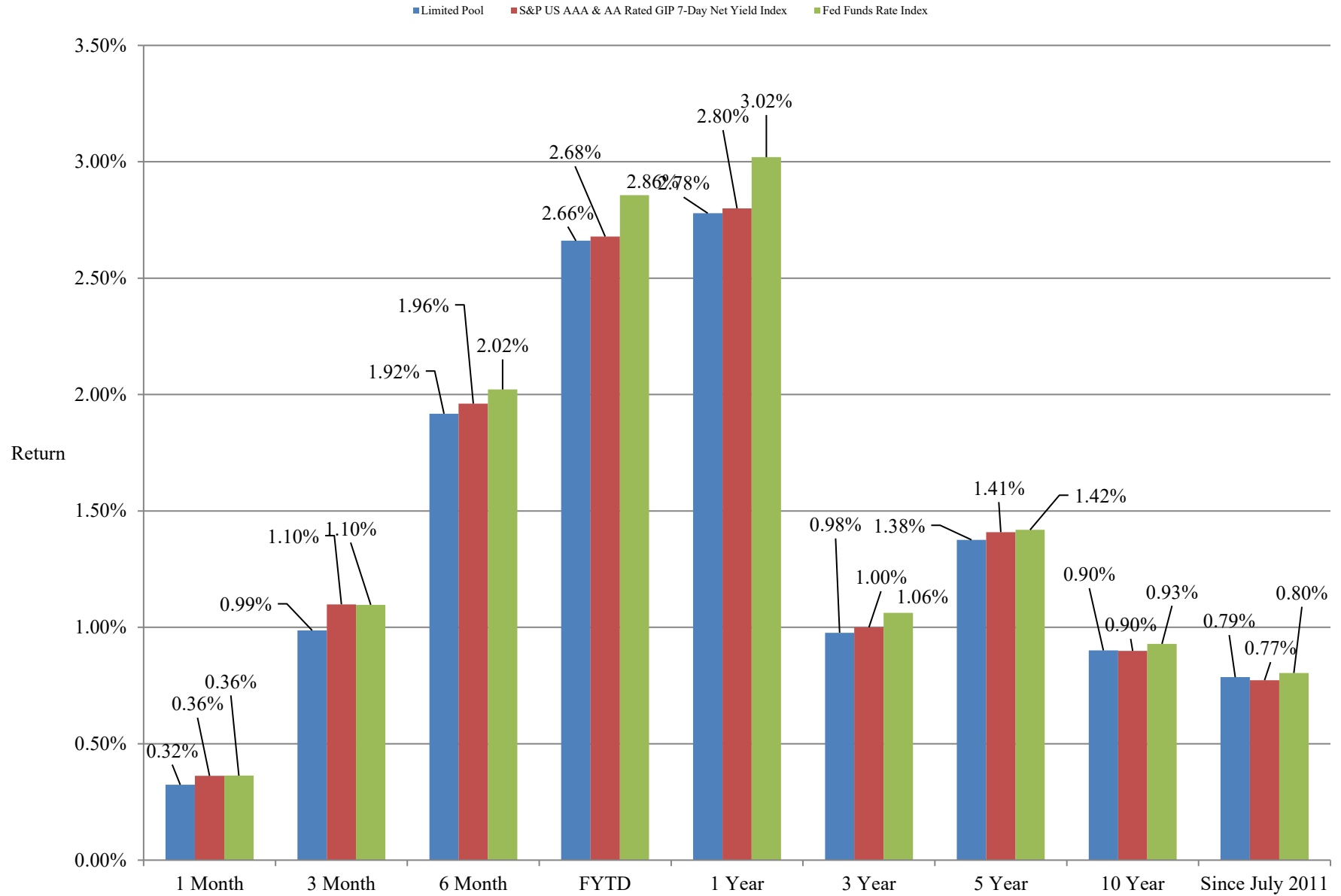


The Office of Financial Management manages the Limited Term Pool as if it were a Money Market Mutual Fund. This is a report that provides the monthly disclosures required by the rules that are in accordance with such funds.



Commonwealth of Kentucky
Holly M. Johnson, Secretary,
Finance and Administration Cabinet

Limited Pool Performance as of April 30, 2023



Returns less than a year are unannualized.

Returns are gross of management fee. Management fee is 0.07%, annualized.

**Limited Term Pool
As of April 30, 2023**

Category of Investment / Issuer	Cusip	Coupon	Effective Maturity	Final Maturity	Principal	Amortized Cost
Financial Company Commercial Paper						
					0.00	0.00
Certificate of Deposit						
					0.00	0.00
Government Agency Debt						
Fed Home Loan Disco Note	313384FA2	0.00	2023-05-01	2023-05-01	100,000,000.00	100,000,000.00
Fed Home Loan Disco Note	313384FD6	0.00	2023-05-04	2023-05-04	100,000,000.00	99,961,958.00
Fed Home Loan Disco Note	313384FH7	0.00	2023-05-08	2023-05-08	100,000,000.00	99,911,139.00
Fed Home Loan Disco Note	313384FJ3	0.00	2023-05-09	2023-05-09	75,000,000.00	74,922,166.50
Fed Home Loan Disco Note	313384GA1	0.00	2023-05-25	2023-05-25	125,000,000.00	124,608,333.75
Fed Home Loan Disco Note	313384GM5	0.00	2023-06-05	2023-06-05	75,000,000.00	74,649,635.25
Fed Home Loan Disco Note	313384GR4	0.00	2023-06-09	2023-06-09	75,000,000.00	74,610,000.00
Fed Home Loan Disco Note	313384HF9	0.00	2023-06-23	2023-06-23	150,000,000.00	148,946,625.00
Fed Home Loan Disco Note	313384HT9	0.00	2023-07-05	2023-07-05	200,000,000.00	198,283,819.00
Fed Home Loan Disco Note	313384HV4	0.00	2023-07-07	2023-07-07	100,000,000.00	99,119,694.00
Fed Home Loan Disco Note	313384JS9	0.00	2023-07-28	2023-07-28	100,000,000.00	98,804,667.00
Fed Home Loan Disco Note	313384JZ3	0.00	2023-08-04	2023-08-04	250,000,000.00	246,776,598.00
Fed Home Loan Disco Note	313384KC2	0.00	2023-08-07	2023-08-07	75,000,000.00	73,993,458.00
Fed Home Loan Disco Note	313384KD0	0.00	2023-08-08	2023-08-08	100,000,000.00	98,693,750.00
Fed Home Loan Disco Note	313384KP3	0.00	2023-08-18	2023-08-18	100,000,000.00	98,519,417.00
Fannie Mae Disco Note	313588FA8	0.00	2023-05-01	2023-05-01	75,000,000.00	75,000,000.00
Fannie Mae Disco Note	313588HV0	0.00	2023-07-07	2023-07-07	75,000,000.00	74,363,499.75
					1,875,000,000.00	1,861,164,760.25
Investment Company						
Dreyfus Govt Fund	262006208	4.76	2023-05-01	2023-05-01	150,000,000.00	150,000,000.00
Fidelity Govt Fund	31607A703	4.77	2023-05-01	2023-05-01	100,000,000.00	100,000,000.00
Goldman Govt Fund	38141W273	4.76	2023-05-01	2023-05-01	25,000,000.00	25,000,000.00
Federated Govt Fund	608919718	4.72	2023-05-01	2023-05-01	100,000,000.00	100,000,000.00
Morgan Stanley Govt Fund	61747C707	4.78	2023-05-01	2023-05-01	200,000,000.00	200,000,000.00
Invesco Govt Fund	825252885	4.78	2023-05-01	2023-05-01	75,000,000.00	75,000,000.00
State Street Govt Fund	857492706	4.76	2023-05-01	2023-05-01	25,000,000.00	25,000,000.00
					675,000,000.00	675,000,000.00
Other Commercial Paper						
					0.00	0.00
Government Agency Repurchase Agreement						
Scotia	N/A	4.82	2023-05-01	2023-05-01	103,078,346.93	103,078,346.93
Cantor	N/A	4.86	2023-05-01	2023-05-01	103,078,346.94	103,078,346.94
					206,156,693.87	206,156,693.87
Other Municipal Debt						
Inter-Pool Borrowings	N/A				0.00	0.00
					0.00	0.00
Treasury Debt						
Treasury Bill	912797GA9	0.00	2023-08-01	2023-08-01	75,000,000.00	74,079,808.50
Treasury Bill	912797GF8	0.00	2023-08-08	2023-08-08	75,000,000.00	73,989,375.00
Treasury Bill	912797GG6	0.00	2023-08-15	2023-08-15	75,000,000.00	73,889,208.00
					225,000,000.00	221,958,391.50
					2,981,156,693.87	2,964,279,845.62

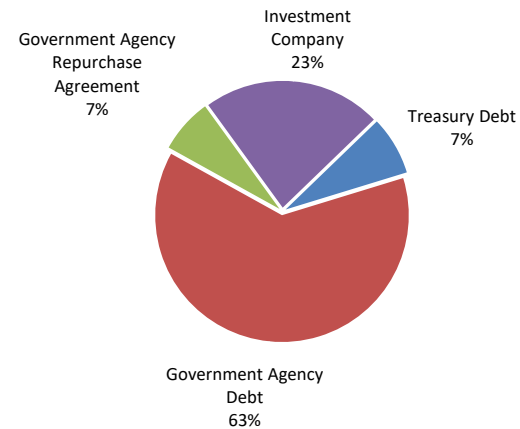
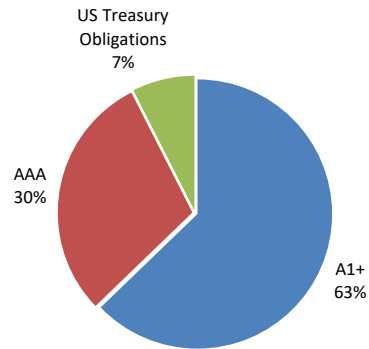
LIMITED TERM POOL RATING AND SECTOR DISTRIBUTIONS
As of April 30, 2023

CREDIT RATING DISTRIBUTION

	Book Value	as % of Total
Short Term Ratings		
A1+	\$1,861,164,760.25	62.79%
A1	\$0.00	0.00%
Subtotal	<u>\$1,861,164,760.25</u>	<u>62.79%</u>
Long Term Ratings		
AAA	\$881,156,693.87	29.73%
AA+	\$0.00	0.00%
AA	\$0.00	0.00%
AA-	\$0.00	0.00%
A+	\$0.00	0.00%
A	\$0.00	0.00%
A-	\$0.00	0.00%
Subtotal	<u>\$881,156,693.87</u>	<u>29.73%</u>
US Treasury Obligations	\$221,958,391.50	7.49%
Grand Total	<u><u>\$2,964,279,845.62</u></u>	<u><u>100.00%</u></u>

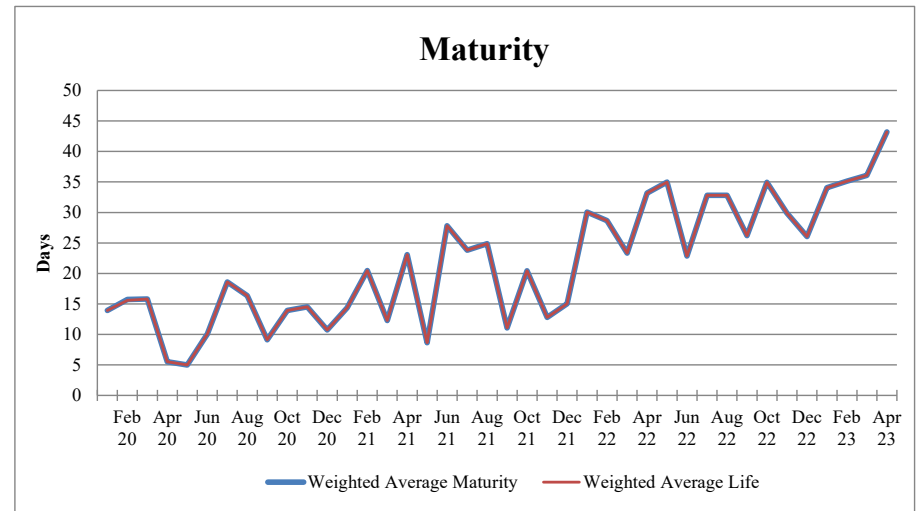
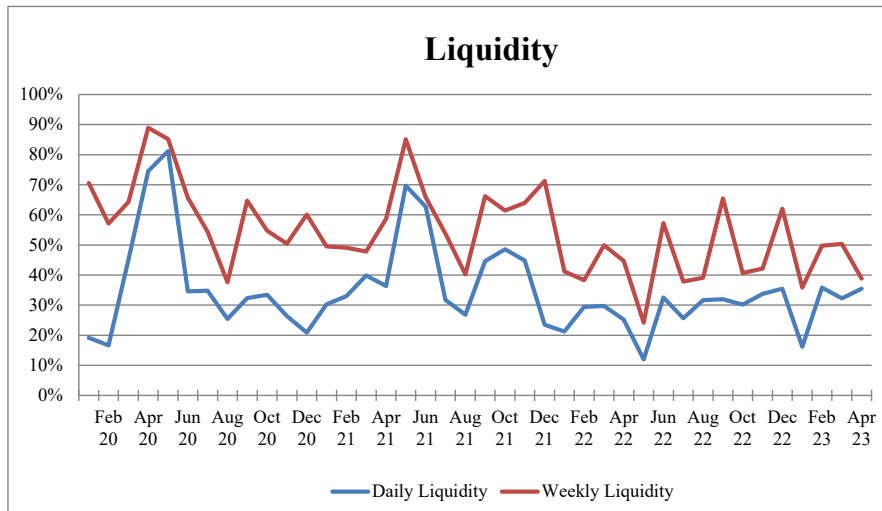
SECTOR DISTRIBUTION

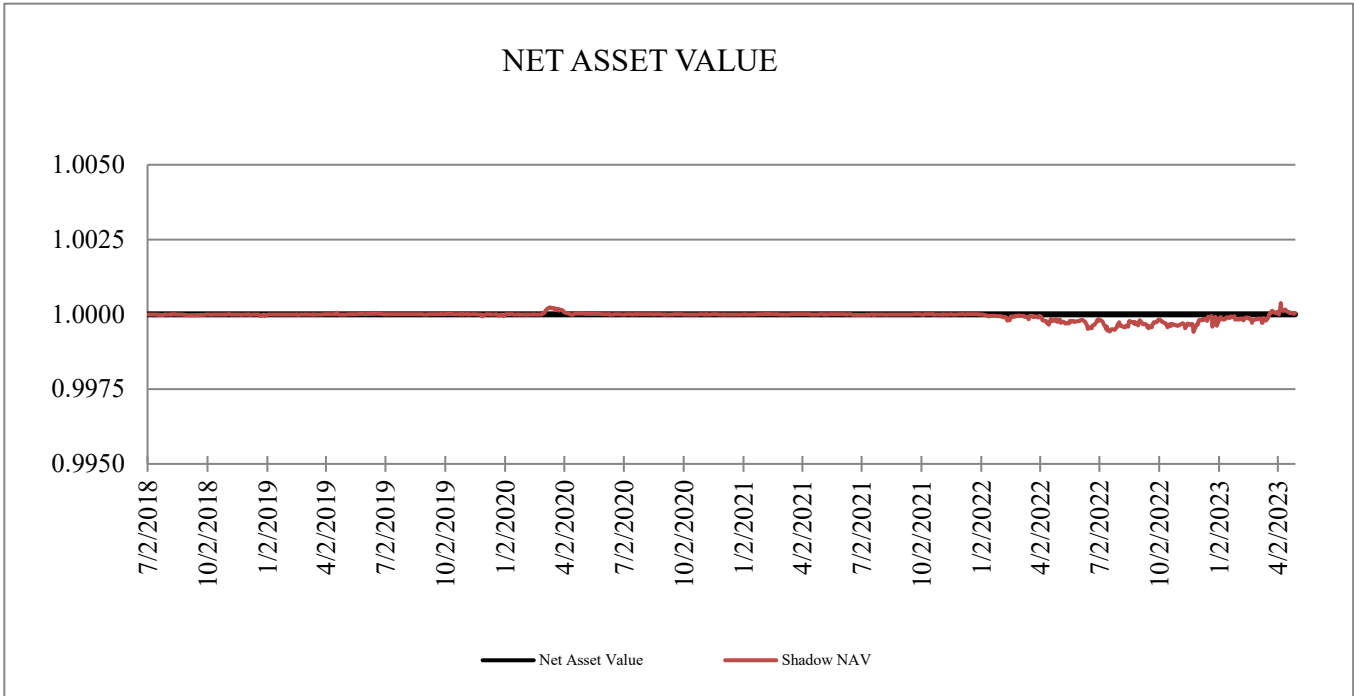
	Book Value	as % of Total
Treasury Debt	\$221,958,391.50	7.49%
Government Agency Debt	\$1,861,164,760.25	62.79%
Variable Rate Demand Note	\$0.00	0.00%
Other Municipal Debt	\$0.00	0.00%
Financial Company Commercial Paper	\$0.00	0.00%
Asset Backed Commercial Paper	\$0.00	0.00%
Other Commercial Paper	\$0.00	0.00%
Certificate of Deposit	\$0.00	0.00%
Structured Investment Vehicle Note	\$0.00	0.00%
Treasury Repurchase Agreement	\$0.00	0.00%
Government Agency Repurchase Agreement	\$206,156,693.87	6.95%
Insurance Company Funding Agreement	\$0.00	0.00%
Investment Company	<u>\$675,000,000.00</u>	<u>22.77%</u>
Grand Total	<u><u>\$2,964,279,845.62</u></u>	<u><u>100.00%</u></u>



LIMITED TERM POOL LIQUIDITY AND MATURITY
As of April 30, 2023

	4/30/2023	Last 3 Months	FYTD	YTD	1 Year	Since Inception
Weighted Average Maturity	43.20	38.14	33.12	37.12	32.42	24.68
Weighted Average Life	43.20	38.14	33.12	37.12	32.42	24.69
Daily Liquidity	35.43%	34.50%	30.83%	29.92%	29.40%	41.59%
Weekly Liquidity	38.78%	46.30%	46.22%	43.69%	45.30%	58.50%





If the divergence between the NAV and the Shadow NAV exceed 0.0025 the SIC will be notified.

If the divergence between the NAV and the Shadow NAV exceeds 0.005, the fund has "broken the buck".

To date, the maximum divergence has been 0.000587