



January 2024

LIMITED TERM POOL MONTHLY REPORT

The Office of Financial Management manages the Limited Term Pool as if it were a Money Market Mutual Fund. This is a report that provides the monthly disclosures required by the rules that are in accordance with such funds.

Commonwealth of Kentucky
Holly M. Johnson, Secretary
FINANCE AND ADMINISTRATION CABINET



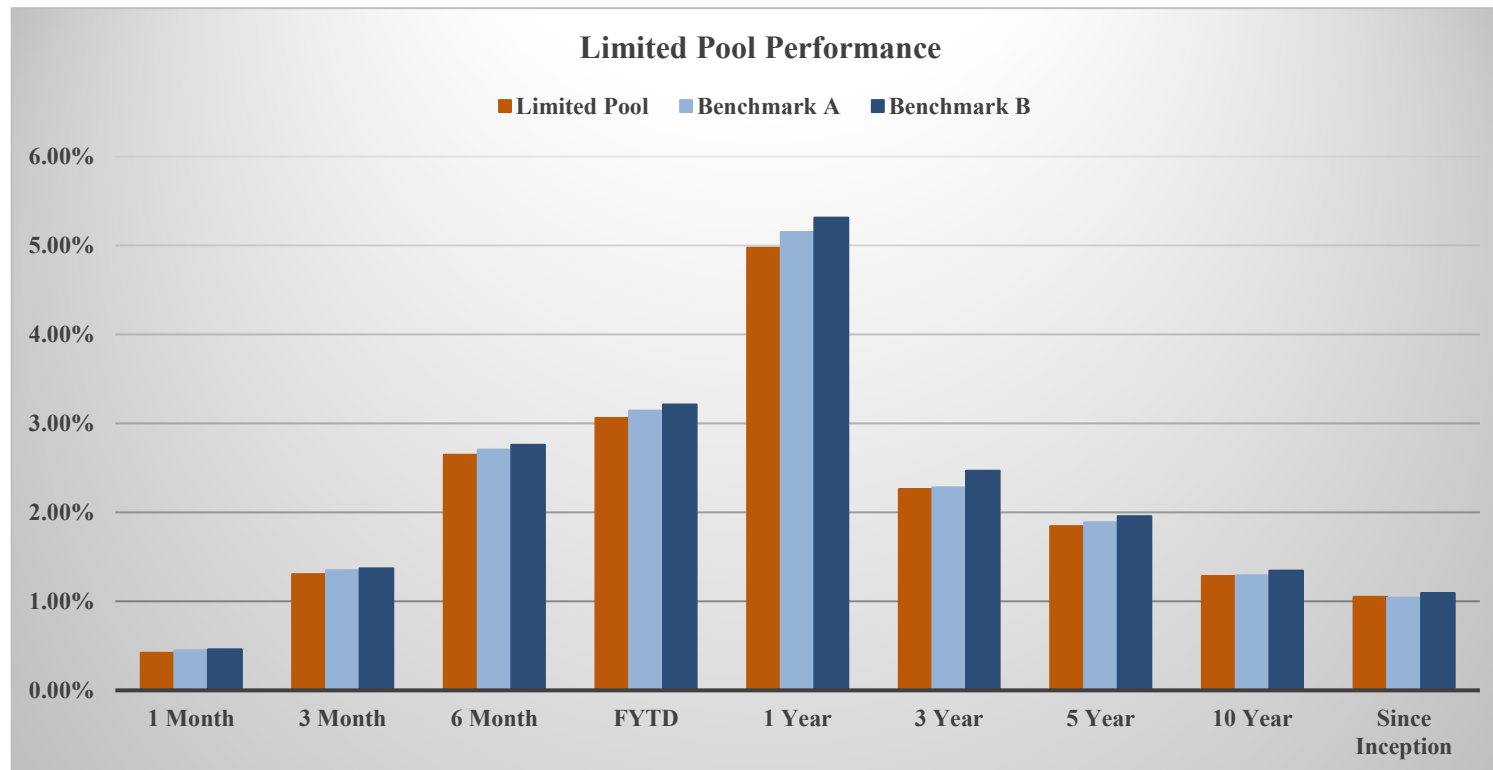
Time Period	Limited Pool	Benchmark A*	Benchmark B**
1 Month	0.422%	0.452%	0.460%
3 Month	1.305%	1.351%	1.371%
6 Month	2.649%	2.705%	2.761%
FYTD	3.060%	3.145%	3.213%
1 Year	4.976%	5.152%	5.312%
3 Year	2.264%	2.280%	2.468%
5 Year	1.848%	1.890%	1.958%
10 Year	1.285%	1.293%	1.348%
Since July 2011	1.050%	1.042%	1.094%

*Benchmark A is S&P AAA & AA Rated GIP All 7 Day Net Yield.

**Benchmark B is Fed Funds Rate Index.

Returns less than a year are unannualized.

Limited Pool returns for all time periods listed are gross of management fee. Management fee is 0.05%, annualized.



Limited Term Pool Holdings Summary
As of January 31, 2024

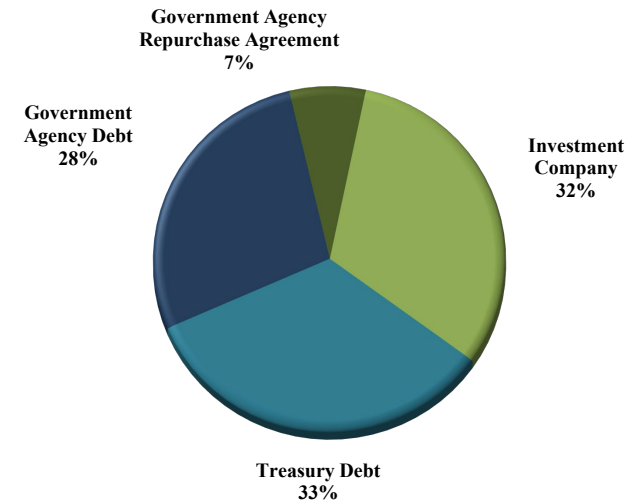
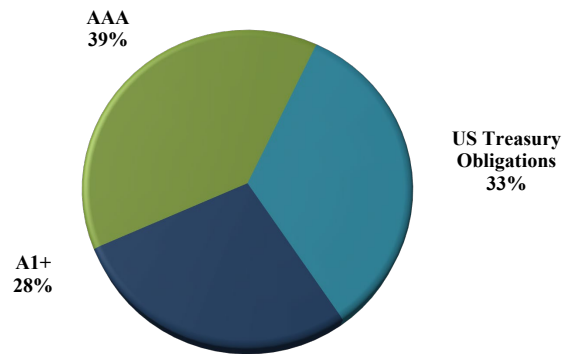
Category	Issuer	Cusip	Coupon	Effective Maturity	Final Maturity	Principal	Amortized Cost
Investment Company	Fidelity Govt Fund	31607A703	5.26	2024-02-01	2024-02-01	\$150,000,000	\$150,000,000
Investment Company	Federated Govt Fund	608919718	5.26	2024-02-01	2024-02-01	\$175,000,000	\$175,000,000
Investment Company	Morgan Stanley Govt Fund	61747C707	5.21	2024-02-01	2024-02-01	\$25,000,000	\$25,000,000
Investment Company	Northern Govt Fund	665279808	5.22	2024-02-01	2024-02-01	\$100,000,000	\$100,000,000
Investment Company	Invesco Govt Fund	825252885	5.25	2024-02-01	2024-02-01	\$75,000,000	\$75,000,000
Investment Company	State Street Govt Fund	857492706	5.30	2024-02-01	2024-02-01	\$150,000,000	\$150,000,000
Investment Company	Allspring Govt Fund	949921126	5.27	2024-02-01	2024-02-01	\$175,000,000	\$175,000,000
Government Agency Debt	Fed Home Loan Disco Note	313384SW0	0.00	2024-02-09	2024-02-09	\$75,000,000	\$74,912,333
Government Agency Debt	Fed Home Loan Disco Note	313384TA7	0.00	2024-02-13	2024-02-13	\$75,000,000	\$74,868,750
Government Agency Debt	Fed Home Loan Disco Note	313384TT6	0.00	2024-03-01	2024-03-01	\$75,000,000	\$74,683,417
Government Agency Debt	Fed Home Loan Disco Note	313384TZ2	0.00	2024-03-07	2024-03-07	\$75,000,000	\$74,617,187
Government Agency Debt	Fed Home Loan Disco Note	313384UA5	0.00	2024-03-08	2024-03-08	\$75,000,000	\$74,607,000
Government Agency Debt	Fed Home Loan Disco Note	313384UD9	0.00	2024-03-11	2024-03-11	\$100,000,000	\$99,431,792
Government Agency Debt	Fed Home Loan Disco Note	313384VE6	0.00	2024-04-05	2024-04-05	\$100,000,000	\$99,069,689
Government Agency Debt	Fed Home Loan Disco Note	313384VK2	0.00	2024-04-10	2024-04-10	\$100,000,000	\$98,999,500
Government Agency Debt	Fed Home Loan Disco Note	313588UA1	0.00	2024-03-08	2024-03-08	\$75,000,000	\$74,608,500
Treasury Debt	Treasury Bill	912797GE1	0.00	2024-02-01	2024-02-01	\$175,000,000	\$175,000,000
Treasury Debt	Treasury Bill	912797GM3	0.00	2024-02-08	2024-02-08	\$75,000,000	\$74,923,219
Treasury Debt	Treasury Bill	912797JC2	0.00	2024-02-06	2024-02-06	\$125,000,000	\$124,907,490
Treasury Debt	Treasury Bill	912797JD0	0.00	2024-02-13	2024-02-13	\$50,000,000	\$49,912,317
Treasury Debt	Treasury Bill	912797JE8	0.00	2024-02-20	2024-02-20	\$75,000,000	\$74,791,970
Treasury Debt	Treasury Bill	912797JF5	0.00	2024-02-27	2024-02-27	\$75,000,000	\$74,711,292
Treasury Debt	Treasury Bill	912797JG3	0.00	2024-03-05	2024-03-05	\$75,000,000	\$74,639,447
Treasury Debt	Treasury Bill	912797JJ7	0.00	2024-03-19	2024-03-19	\$75,000,000	\$74,484,420
Treasury Debt	Treasury Bill	912797JK4	0.00	2024-03-26	2024-03-26	\$175,000,000	\$173,618,575
Government Agency Repurchase Agreement	Scotia	N/A	5.40	2024-02-01	2024-02-01	\$93,964,454	\$93,964,454
Government Agency Repurchase Agreement	Cantor	N/A	5.40	2024-02-01	2024-02-01	\$93,964,454	\$93,964,454
						\$2,687,928,908	\$2,680,715,806

Limited Term Pool Rating and Sector Distributions

As of January 31, 2024

Credit Rating Distribution	Book Value	Percent of Total
Short Term Ratings		
A1+	\$745,798,168	27.8%
A1	\$0	0.0%
Subtotal	\$745,798,168	27.8%
Long Term Ratings		
AAA	\$1,037,928,908	38.7%
AA+	\$0	0.0%
AA	\$0	0.0%
AA-	\$0	0.0%
A+	\$0	0.0%
A	\$0	0.0%
A-	\$0	0.0%
Subtotal	\$1,037,928,908	38.7%
US Treasury Obligations	\$896,988,729	33.5%
Grand Total	\$2,680,715,806	100.0%

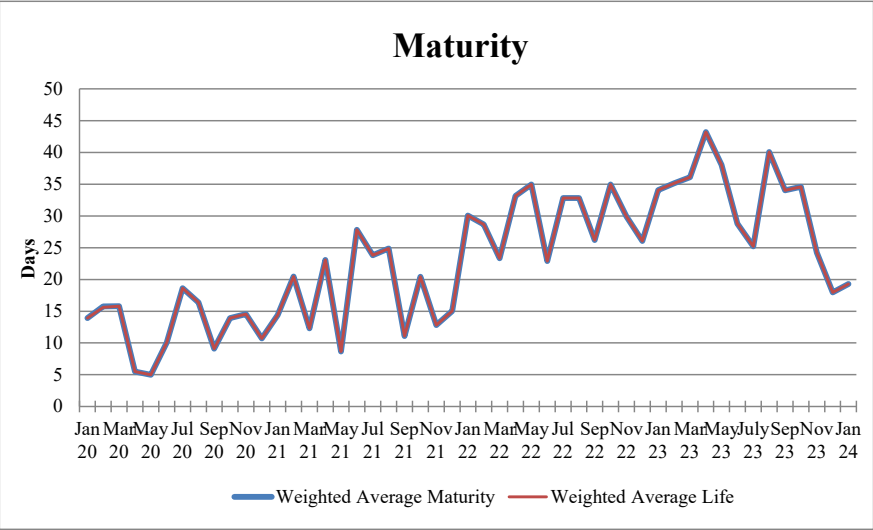
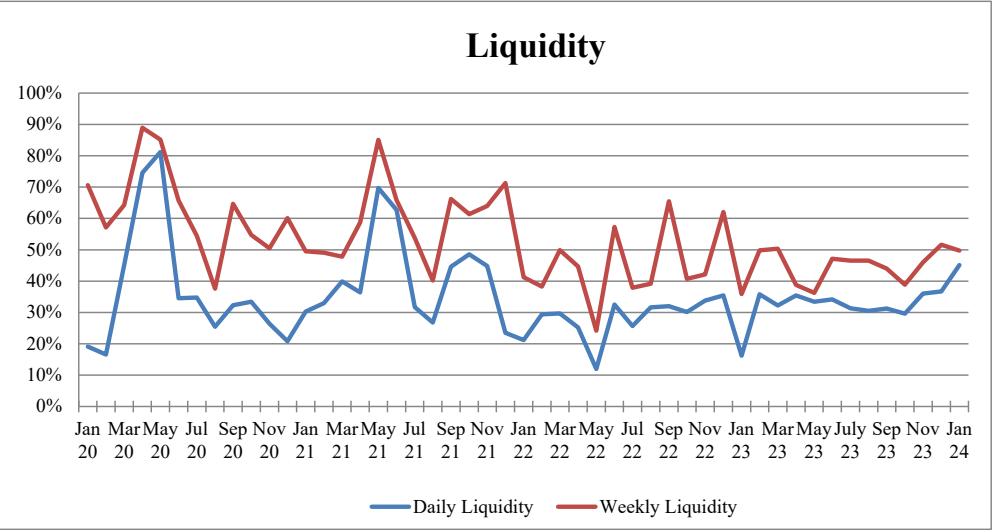
Sector Distribution	Book Value	Percent of Total
Treasury Debt	\$896,988,729	33.5%
Government Agency Debt	\$745,798,168	27.8%
Variable Rate Demand Note	\$0	0.0%
Other Municipal Debt	\$0	0.0%
Financial Company Commercial Paper	\$0	0.0%
Asset Backed Commercial Paper	\$0	0.0%
Other Commercial Paper	\$0	0.0%
Certificate of Deposit	\$0	0.0%
Structured Investment Vehicle Note	\$0	0.0%
Treasury Repurchase Agreement	\$0	0.0%
Government Agency Repurchase Agreement	\$187,928,908	7.0%
Insurance Company Funding Agreement	\$0	0.0%
Investment Company	\$850,000,000	31.7%
Grand Total	\$2,680,715,806	100.0%



Limited Term Pool Liquidity and Maturity

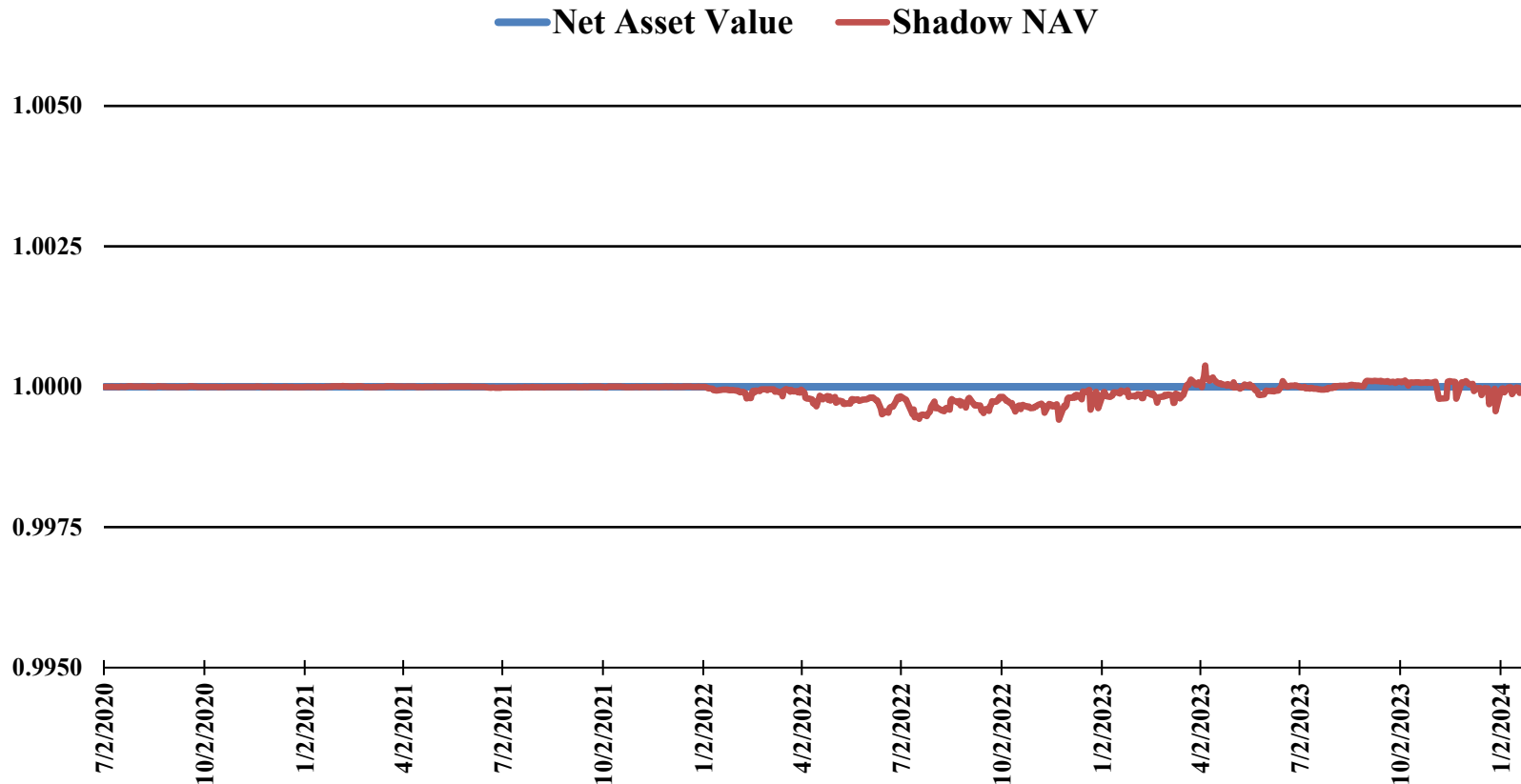
As of January 31, 2024

	1/31/2024	Last 3 Months	FYTD	YTD	1 Year	Since Inception
Weighted Average Maturity	19.3	20.5	27.9	19.3	31.4	25.0
Weighted Average Life	19.3	20.5	27.9	19.3	31.4	25.0
Daily Liquidity	45.1%	39.3%	34.4%	45.1%	34.3%	41.1%
Weekly Liquidity	49.8%	49.1%	46.2%	49.8%	45.5%	57.7%



Limited Pool

Net Asset Value



If the divergence between the NAV and the Shadow NAV exceed 0.0025 the SIC will be notified.

If the divergence between the NAV and the Shadow NAV exceeds 0.005, the fund has "broken the buck".

To date, the maximum divergence has been 0.0005871