

Limited Term Pool

Monthly Report

January 31, 2023

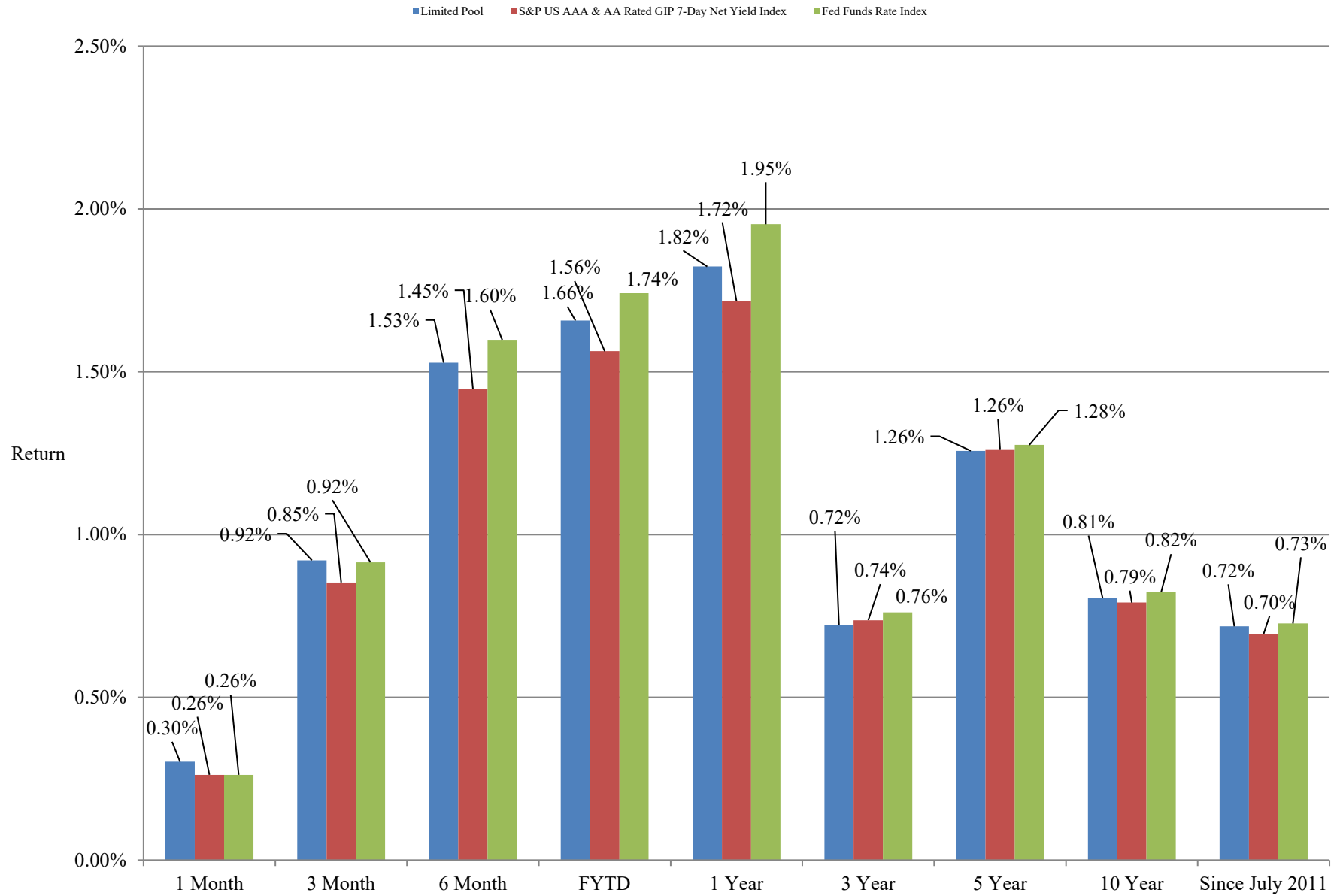


The Office of Financial Management manages the Limited Term Pool as if it were a Money Market Mutual Fund. This is a report that provides the monthly disclosures required by the rules that are in accordance with such funds.



Commonwealth of Kentucky
Holly M. Johnson, Secretary,
Finance and Administration Cabinet

Limited Pool Performance as of January 31, 2023



Returns less than a year are unannualized.

Returns are gross of management fee. Management fee is 0.07%, annualized.

**Limited Term Pool
As of January 31, 2023**

Category of Investment / Issuer	Cusip	Coupon	Effective Maturity	Final Maturity	Principal	Amortized Cost
Financial Company Commercial Paper					0.00	0.00
Certificate of Deposit					0.00	0.00
Government Agency Debt						
Fed Home Loan Disco Note	313384BK4	0.00	2023-02-03	2023-02-03	50,000,000.00	49,988,819.50
Fed Home Loan Disco Note	313384BN8	0.00	2023-02-06	2023-02-06	250,000,000.00	249,859,340.75
Fed Home Loan Disco Note	313384BQ1	0.00	2023-02-08	2023-02-08	75,000,000.00	74,940,062.25
Fed Home Loan Disco Note	313384CP2	0.00	2023-03-03	2023-03-03	50,000,000.00	49,825,000.00
Fed Home Loan Disco Note	313384CS6	0.00	2023-03-06	2023-03-06	150,000,000.00	149,420,437.50
Fed Home Loan Disco Note	313384CU1	0.00	2023-03-08	2023-03-08	100,000,000.00	99,580,972.00
Fed Home Loan Disco Note	313384DW6	0.00	2023-04-03	2023-04-03	125,000,000.00	124,053,228.75
Fed Home Loan Disco Note	313384DX4	0.00	2023-04-04	2023-04-04	75,000,000.00	74,425,208.25
Fed Home Loan Disco Note	313384DZ9	0.00	2023-04-06	2023-04-06	100,000,000.00	99,208,889.00
Fed Home Loan Disco Note	313384FD6	0.00	2023-05-04	2023-05-04	100,000,000.00	98,833,389.00
Fed Home Loan Disco Note	313384FH7	0.00	2023-05-08	2023-05-08	100,000,000.00	98,781,333.00
Fed Home Loan Disco Note	313384FJ3	0.00	2023-05-09	2023-05-09	75,000,000.00	74,056,270.50
Fed Home Loan Disco Note	313588CS2	0.00	2023-03-06	2023-03-06	100,000,000.00	99,615,000.00
Fed Home Loan Disco Note	313588FA8	0.00	2023-05-01	2023-05-01	75,000,000.00	74,174,895.75
					1,425,000,000.00	1,416,762,846.25
Investment Company						
Dreyfus Govt Fund	262006208	0.00	2023-02-02	2023-02-02	150,000,000.00	150,000,000.00
Goldman Govt Fund	38141W273	0.00	2023-02-13	2023-02-13	25,000,000.00	25,000,000.00
Federated Govt Fund	608919718	0.00	2023-02-10	2023-02-10	100,000,000.00	100,000,000.00
Invesco Govt Fund	825252885	0.00	2023-02-24	2023-02-24	125,000,000.00	125,000,000.00
State Street Govt Fund	857492706	0.00	2023-02-07	2023-02-07	25,000,000.00	25,000,000.00
Allspring Govt Fund	949921126	0.00	2023-02-08	2023-02-08	50,000,000.00	50,000,000.00
					475,000,000.00	475,000,000.00
Other Commercial Paper					0.00	0.00
Government Agency Repurchase Agreement						
Scotia	N/A	4.31	2023-02-01	2023-02-01	200,000,000.00	200,000,000.00
Cantor	N/A	4.35	2023-02-01	2023-02-01	200,000,000.00	200,000,000.00
					400,000,000.00	400,000,000.00
Other Municipal Debt						
Inter-Pool Borrowings	N/A	4.33	2023-02-01	2023-02-01	72,806,997.54	72,806,997.54
					72,806,997.54	72,806,997.54
Treasury Debt						
Treasury Bill	912796Y86	0.00	2023-03-07	2023-03-07	125,000,000.00	124,515,382.50
Treasury Bill	912796YN3	0.00	2023-04-06	2023-04-06	200,000,000.00	198,422,756.00
Treasury Bill	912796Z93	0.00	2023-04-04	2023-04-04	125,000,000.00	124,065,478.75
Treasury Bill	912796ZT9	0.00	2023-02-07	2023-02-07	100,000,000.00	99,933,833.00
					550,000,000.00	546,937,450.25
					2,922,806,997.54	2,911,507,294.04

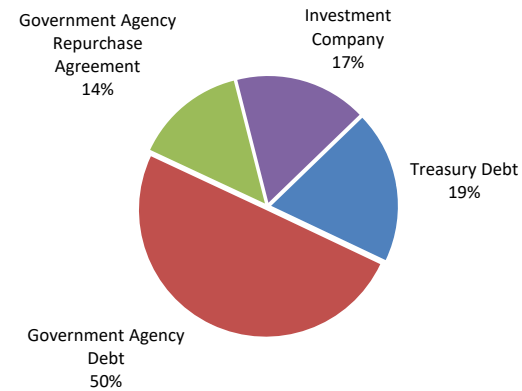
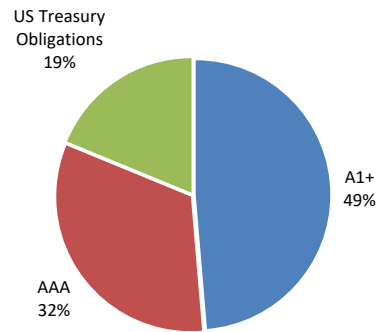
LIMITED TERM POOL RATING AND SECTOR DISTRIBUTIONS
As of January 31, 2023

CREDIT RATING DISTRIBUTION

	Book Value	as % of Total
Short Term Ratings		
A1+	\$1,416,762,846.25	48.66%
A1	\$0.00	0.00%
Subtotal	<u>\$1,416,762,846.25</u>	<u>48.66%</u>
Long Term Ratings		
AAA	\$947,806,997.54	32.55%
AA+	\$0.00	0.00%
AA	\$0.00	0.00%
AA-	\$0.00	0.00%
A+	\$0.00	0.00%
A	\$0.00	0.00%
A-	\$0.00	0.00%
Subtotal	<u>\$947,806,997.54</u>	<u>32.55%</u>
US Treasury Obligations	\$546,937,450.25	18.79%
Grand Total	<u><u>\$2,911,507,294.04</u></u>	<u><u>100.00%</u></u>

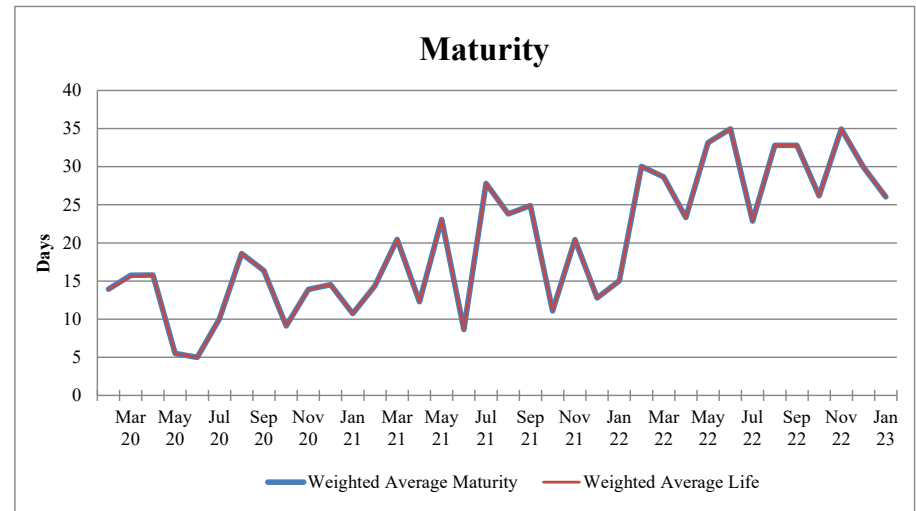
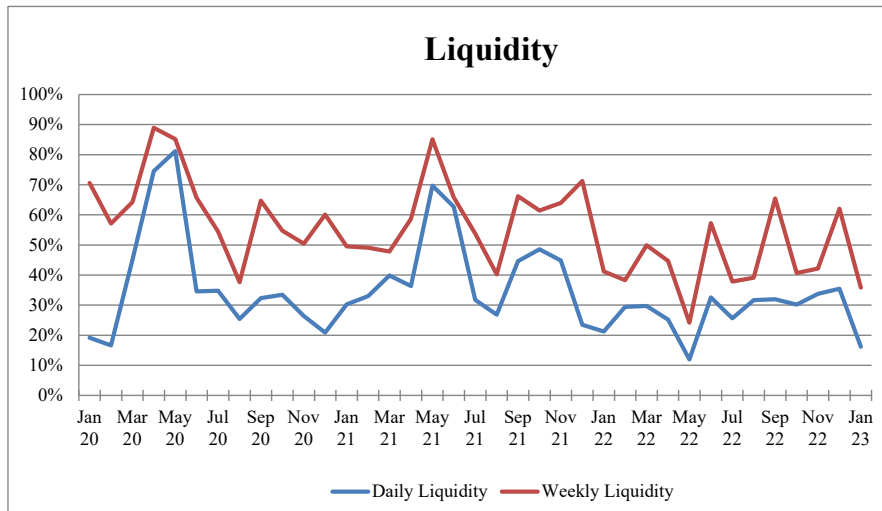
SECTOR DISTRIBUTION

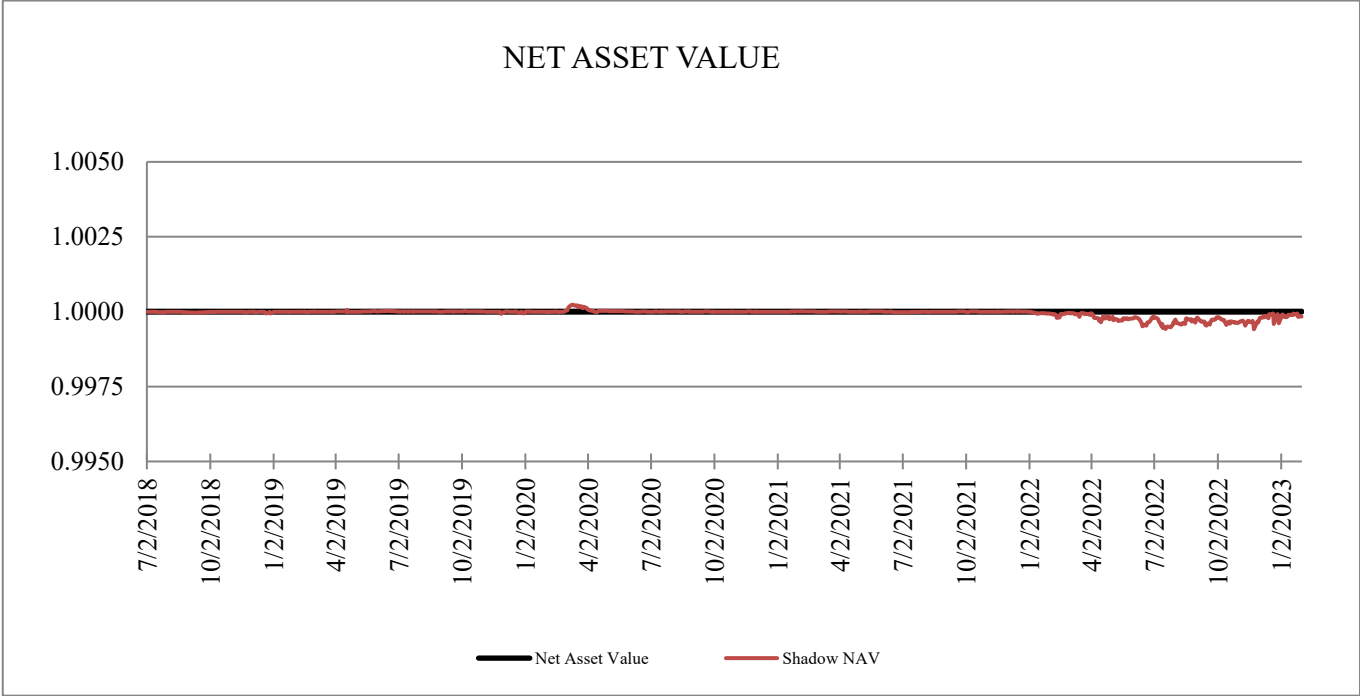
	Book Value	as % of Total
Treasury Debt	\$546,937,450.25	18.79%
Government Agency Debt	\$1,416,762,846.25	48.66%
Variable Rate Demand Note	\$0.00	0.00%
Other Municipal Debt	\$72,806,997.54	2.50%
Financial Company Commercial Paper	\$0.00	0.00%
Asset Backed Commercial Paper	\$0.00	0.00%
Other Commercial Paper	\$0.00	0.00%
Certificate of Deposit	\$0.00	0.00%
Structured Investment Vehicle Note	\$0.00	0.00%
Treasury Repurchase Agreement	\$0.00	0.00%
Government Agency Repurchase Agreement	\$400,000,000.00	13.74%
Insurance Company Funding Agreement	\$0.00	0.00%
Investment Company	<u>\$475,000,000.00</u>	<u>16.31%</u>
Grand Total	<u><u>\$2,911,507,294.04</u></u>	<u><u>100.00%</u></u>



LIMITED TERM POOL LIQUIDITY AND MATURITY
As of January 31, 2023

	1/31/2023	Last 3 Months	FYTD	YTD	1 Year	Since Inception
Weighted Average Maturity	34.08	30.01	30.97	34.08	29.98	24.37
Weighted Average Life	34.08	30.01	30.97	34.08	29.98	24.38
Daily Liquidity	16.18%	28.48%	29.26%	16.18%	27.81%	41.75%
Weekly Liquidity	35.85%	46.70%	46.18%	35.85%	44.80%	58.78%





If the divergence between the NAV and the Shadow NAV exceed 0.0025 the SIC will be notified.

If the divergence between the NAV and the Shadow NAV exceeds 0.005, the fund has "broken the buck".

To date, the maximum divergence has been 0.000587