

UNITED STATES
SECURITIES AND EXCHANGE COMMISSION
Washington, D.C. 20549

FORM 10-K

Annual Report Pursuant to Section 13 or 15(d) of the Securities

Exchange Act of 1934

For the Fiscal Year Ended December 31, 2016

or

Transition Report Pursuant to Section 13 or 15(d) of the Securities

Exchange Act of 1934 Commission file number 000-19364



TIVITY HEALTH, INC.

(Exact name of registrant as specified in its
charter)

Delaware

(State or other jurisdiction of
incorporation or organization)

62-1117144

(I.R.S. Employer
Identification No.)

701 Cool Springs Boulevard, Franklin, TN 37067

(Address of principal executive offices) (Zip code)

(615) 614-4929

(Registrant's telephone number, including area code)

Securities registered pursuant to Section 12(b) of the Act:

Title of each class

Common Stock - \$.001 par value

Name of each exchange on which registered

The NASDAQ Stock Market LLC

Securities registered pursuant to Section 12(g) of the Act: None

Indicate by check mark if the registrant is a well-known seasoned issuer, as defined in Rule 405 of the Securities Act.

Yes

No

Indicate by check mark if the registrant is not required to file reports pursuant to Section 13 or 15(d) of the Act.

Yes

No

Indicate by check mark whether the registrant (1) has filed all reports required to be filed by Section 13 or 15(d) of the Securities Exchange Act of 1934 during the preceding 12 months (or for such shorter period that the registrant was required to file such reports) and (2) has been subject to such filing requirements for the past 90 days.

Yes

No

Indicate by check mark whether the registrant has submitted electronically and posted on its corporate Website, if any, every Interactive Data File required to be submitted and posted pursuant to Rule 405 of Regulation S-T (§ 232.405 of this chapter) during the preceding 12 months (or for such shorter period that the registrant was required to submit and post such files).

Yes

No

Indicate by check mark if disclosure of delinquent filers pursuant to Item 405 of Regulation S-K (§ 229.405 of this chapter) is not contained herein, and will not be contained, to the best of the registrant's knowledge, in definitive proxy or information statements incorporated by reference in Part III of this Form 10-K or any amendment to this Form 10-K.

Indicate by check mark whether the registrant is a large accelerated filer, an accelerated filer, a non-accelerated filer, or a smaller reporting company. See the definitions of "large accelerated filer", "accelerated filer", and "smaller reporting company" in Rule 12b-2 of the Exchange Act.

Large accelerated filer Accelerated filer Non-accelerated filer Smaller reporting company

Indicate by check mark whether the registrant is a shell company (as defined in Rule 12b-2 of the Act).

Yes

No

As of June 30, 2016, the last business day of the registrant's most recently completed second fiscal quarter, the aggregate market value of the voting and non-voting common equity held by non-affiliates of the registrant was approximately \$365.4 million based on the price at which the shares were last sold for such date on The NASDAQ Stock Market LLC.

As of February 28, 2017, 39,127,479 shares of Common Stock were outstanding.

DOCUMENTS INCORPORATED BY REFERENCE

Portions of the registrant's Proxy Statement for the 2017 Annual Meeting of Stockholders are incorporated by reference into Part III of this Form 10-K.

Tivity Health, Inc.
Form 10-K

Table of Contents

		Page
Part I		
Item 1.	Business	4
Item 1A.	Risk Factors	8
Item 1B.	Unresolved Staff Comments	13
Item 2.	Properties	13
Item 3.	Legal Proceedings	13
Item 4.	Mine Safety Disclosures	14
Part II		
Item 5.	Market for Registrant's Common Equity, Related Stockholder Matters and Issuer Purchases of Equity Securities	16
Item 6.	Selected Financial Data	18
Item 7.	Management's Discussion and Analysis of Financial Condition and Results of Operations	20
Item 7A.	Quantitative and Qualitative Disclosures About Market Risk	31
Item 8.	Financial Statements and Supplementary Data	32
Item 9.	Changes in and Disagreements with Accountants on Accounting and Financial Disclosure	65
Item 9A.	Controls and Procedures	65
Item 9B.	Other Information	66
Part III		
Item 10.	Directors, Executive Officers and Corporate Governance	67
Item 11.	Executive Compensation	67
Item 12.	Security Ownership of Certain Beneficial Owners and Management and Related Stockholder Matters	67
Item 13.	Certain Relationships and Related Transactions, and Director Independence	67
Item 14.	Principal Accounting Fees and Services	68
Part IV		
Item 15.	Exhibits, Financial Statement Schedules	69
Item 16.	Form 10-K Summary	74

PART I

As used throughout this Annual Report on Form 10-K (this "Report"), unless the context otherwise indicates, the terms "we," "us," "our," "Tivity Health," or the "Company" refer collectively to Tivity Health, Inc. and its wholly-owned subsidiaries.

Item 1. Business

Overview

Tivity Health, Inc. was founded and incorporated in Delaware in 1981. Through our three programs, SilverSneakers® senior fitness, Prime® fitness and WholeHealth Living™, we are focused on targeted population health for those aged 50 and older. The SilverSneakers senior fitness program is offered to members of Medicare Advantage, Medicare Supplement, and Group Retiree plans. We also offer Prime fitness, a fitness facility access program, through commercial health plans, employers and insurance exchanges. Our national network of fitness centers delivers both SilverSneakers and Prime fitness. Our fitness networks encompass approximately 16,000 participating locations and more than 1,000 alternative locations that provide classes outside of traditional fitness centers. We sell access to our WholeHealth Living network primarily to commercial health plans. Our WholeHealth Living network includes over 88,000 complementary, alternative, and physical medicine practitioners to serve individuals through health plans and employers who seek health services such as physical therapy, occupational therapy, speech therapy, chiropractic care, acupuncture, and more.

Effective July 31, 2016, we sold our total population health services ("TPHS") business to Sharecare, Inc. ("Sharecare"). The TPHS business took a systematic approach to keeping healthy people healthy, eliminating or reducing lifestyle risks and optimizing care for persistent or chronic conditions. The TPHS business included our partnerships with Blue Zones, LLC, and Dr. Dean Ornish (the Blue Zones Project by Healthways™ and Dr. Dean Ornish's Program for Reversing Heart Disease™, respectively), our joint venture with Gallup, Inc. ("Gallup"), Navvis Healthcare, LLC ("Navvis"), MeYou Health, LLC ("MeYou Health"), and our international operations. While Navvis and MeYou Health were part of our TPHS business, they were sold separately to other buyers in November 2015 and June 2016, respectively. Results of operations for the TPHS business have been classified as discontinued operations for all periods presented in the Consolidated Financial Statements.

In January 2017, we rebranded and changed the name of the Company from Healthways, Inc. to Tivity Health, Inc. to better align with our portfolio of fitness and health improvement programs. The Company is headquartered at 701 Cool Springs Boulevard, Franklin, Tennessee 37067.

Customer Contracts

Our fees are generally billed per member per month ("PMPM"), upon member participation, or a combination of both. For PMPM fees, we generally determine our contract fees by multiplying the contractually negotiated PMPM rate by the number of members covered by our services during the month.

Our contracts with health plans generally range from three to five years. Some of our contracts allow the customer to terminate early.

Backlog

Backlog represents the estimated average annualized revenue at target performance over the term of the contract for new contracts that have not yet started. We do not consider backlog at December 31 to be a meaningful predictor of our future revenues as a significant portion of our new revenues come from a combination of expanding revenue from existing customers and new customers with contracts that are signed and started on a non-calendar year basis. Annualized revenue in backlog as of December 31, 2016 and 2015, excluding the TPHS business, was as follows:

(In thousands)	December 31,	December 31,
	2016	2015
Annualized revenue in backlog	\$ 3,800	\$ 3,700

Business Strategy

Beginning in October 2015, we engaged in a comprehensive review of the Company's organization, our business structure, costs, product offerings, and delivery. As a result of this review, effective as of July 31, 2016, we sold our TPHS business to Sharecare, a digital health company helping people manage all their healthcare in one place.

In August 2016, we announced our "A-B-C" strategy designed to (A) add new members in our three existing networks - SilverSneakers, Prime fitness and WholeHealth Living, (B) build engagement among current members, and (C) collaborate with partners to add new products and services that will leverage the value of our brand. In addition to the A-B-C strategy, we are focused on supporting the ability of our health plan customers to meet the needs of their members as well as providing a valuable service to improve the health and well-being of the consumers we serve through our networks and with our products.

We engage and support our members based on the needs and preferences of our customers. Within our fitness networks, we have approximately 16,000 participating locations and more than 1,000 alternative locations that provide classes outside of traditional fitness centers. More than 13,000 of these participating locations within the national network deliver our proprietary SilverSneakers fitness program, and more than 10,000 of these locations offer Prime fitness.

Segment and Major Customer Information

Excluding the TPHS business, during 2016, we had one operating and reportable segment. During 2016, Humana, Inc. ("Humana") and United Healthcare, Inc. ("United Healthcare") each comprised more than 10%, and together comprised approximately 36%, of our revenues from continuing operations. Our primary contract with Humana was renewed in 2015 and continues through 2020. Our primary contract with United Healthcare continues through 2017. No other customer accounted for 10% or more of our revenues from continuing operations in 2016. See Note 19 to Notes to Consolidated Financial Statements included in this Report relating to revenues from external customers and customer concentration.

Competition

The healthcare industry is highly competitive, and the manner in which services are provided is subject to continual change. Other entities, whose financial and marketing resources may exceed our resources, may choose to initiate or expand programs in competition with our offerings.

We believe we have certain advantages over our competitors such as our proprietary class programming; the brand recognition of programs such as SilverSneakers; the depth and breadth of our fitness center network relationships; and the trusting connections with our members developed over 25 years. However, we cannot assure you that we can compete effectively with other entities such as those noted above.

Industry Integration and Consolidation

Consolidation remains an important factor in all aspects of the healthcare industry. While we believe the size of our membership base provides us with the economies of scale to compete even in a consolidating market, we cannot assure you that we can effectively compete with companies formed as a result of industry consolidation or that we can retain existing customers if they are acquired by other entities that already have or contract for programs similar to ours or are not interested in our programs.

Governmental Regulation

Governmental regulation impacts us in a number of ways in addition to those regulatory risks presented under Item 1A. "Risk Factors" below.

Health Reform

In recent years, Congress and certain state governments have passed a large number of laws and regulations intended to result in major changes within the healthcare system. The Patient Protection and

Affordable Care Act, as amended by the Health Care and Education Reconciliation Act of 2010 (collectively, the "ACA"), the most prominent of these efforts, changes how healthcare services are covered, delivered, and reimbursed through, among other things, expanded health insurance coverage, reduced growth in Medicare program spending and the establishment of programs that tie reimbursement to care quality and value. However, there is substantial uncertainty regarding the ongoing effects of the ACA because of the results of the 2016 federal elections, which could result in the repeal of the ACA or significant changes to the ACA, its implementation or its interpretation. For example, President Donald Trump has signed an executive order that directs agencies to minimize "economic and regulatory burdens" of the ACA, but it is unclear how this will be implemented. It is difficult to predict whether, when or how the ACA will be changed, what alternative provisions, if any, will be enacted, the timing of implementation of any alternative provisions, and the impact of alternative provisions on providers and other healthcare industry participants.

The ACA contains provisions that have had, and will (if not revised or repealed) continue to have, an impact on our customers, including commercial health plans and Medicare Advantage programs. The ACA has decreased the number of uninsured individuals and expanded coverage through the expansion of public programs and private sector health insurance. However, the ACA also may increase costs and/or reduce the revenues of our customers or prospective customers. For example, the ACA prohibits commercial health plans from using gender, health status, family history, or occupation to set premium rates, eliminates pre-existing condition exclusions, and bans annual benefit limits. In addition, the ACA mandates minimum medical loss ratios ("MLRs") for health plans such that the percentage of health coverage premium revenue spent on healthcare medical costs and quality improvement expenses must be at least 80% for individual and small group health plans and 85% for large group coverage and Medicare Advantage plans, with policyholders receiving rebates and, in the case of Medicare Advantage plans, the U.S. Department of Health & Human Services ("HHS") receiving refunds if the actual loss ratios fall below these minimums. The ACA also reduces premium payments to Medicare Advantage plans such that the managed care per capita payments paid by HHS to Medicare Advantage plans are, on average, equal to those for traditional Medicare. While the ACA provides for bonuses to Medicare Advantage plans that achieve service benchmarks and quality ratings, overall payments to Medicare Advantage plans are significantly reduced under the ACA.

It is difficult to predict with any reasonable certainty the full impact of the ACA on the Company due to the likelihood of repeal and significant changes to the law as a result of the 2016 federal elections, and other factors such as the law's complexity, lack of implementing regulations or interpretive guidance, and remaining or new court challenges.

Other Laws

While many of the governmental and regulatory requirements affecting healthcare delivery generally do not directly apply to us, our customers must comply with a variety of regulations including those governing Medicare Advantage plans and their marketing and the licensing and reimbursement requirements of federal, state and local agencies. Certain of our services, including health service utilization management and certain claims payment functions, require licensure by state government agencies. We are subject to a variety of legal requirements in order to obtain and maintain such licenses.

Federal privacy regulations issued pursuant to the Health Insurance Portability and Accountability Act of 1996 ("HIPAA") extensively restrict the use and disclosure of individually-identifiable health information by health plans, most healthcare providers, and certain other entities (collectively, "covered entities"). Federal security regulations issued pursuant to HIPAA require covered entities to implement and maintain administrative, physical and technical safeguards to protect the confidentiality, integrity and availability of electronic individually-identifiable health information. Because we handle individually-identifiable health information on behalf of covered entities, we are considered a "business associate" and are required to comply with most aspects of the HIPAA privacy and security regulations.

Violations of HIPAA and its implementing regulations may result in criminal penalties and in civil penalties of up to \$55,010 per violation for a maximum civil penalty of \$1,650,300 million in a calendar year for violations of the same requirement. Beginning in 2017, these penalties will be updated annually based on changes to the consumer price index. In addition, we may be contractually or directly obligated to comply with any applicable state laws or regulations related to the confidentiality and security of confidential personal information. In the event of a data breach involving individually-identifiable health information, we are subject to contractual obligations and state and federal requirements that require us to notify our customers. These

requirements may also require us or our customers to notify affected individuals, regulatory agencies, and the media of the data breach. In addition, non-permitted uses and disclosures of unsecured individually identifiable health information are presumed to be breaches for which notice is required, unless it can be demonstrated that there is a low probability the information has been compromised.

Federal law contains various prohibitions related to false statements and false claims, some of which apply to private payors as well as federal programs. Our contracts with Medicare Advantage plans may subject us to a number of obligations, including billing and reimbursement requirements, prohibitions on fraudulent and abusive conduct and fraud and abuse training and screening obligations. Actions may be brought under the federal False Claims Act by the government as well as by private individuals, known as "whistleblowers," who are permitted to share in any settlement or judgment. Liability under the federal False Claims Act arises when an entity knowingly submits a false claim for reimbursement to the federal government. The federal False Claims Act defines the term "knowingly" broadly. There are many other potential bases for liability under the federal False Claims Act, including knowingly and improperly avoiding repayment of an overpayment received from the government and the knowing failure to report and return an overpayment within 60 days of identifying the overpayment. The submission of claims for services or items generated in violation of certain "fraud and abuse" provisions of the Social Security Act, including the anti-kickback provisions, constitutes a false or fraudulent claim under the federal False Claims Act. In some cases, whistleblowers, the federal government, and some courts have taken the position that entities that allegedly have violated other statutes, such as the federal self-referral prohibition commonly known as the Stark Law, have thereby submitted false claims under the federal False Claims Act.

From time to time, participants in the healthcare industry, including our company and our customers, may be subject to actions under the federal False Claims Act or other fraud and abuse laws, including similar state statutes, and it is not possible to predict the impact of such actions. Violations of applicable laws may result in significant civil and criminal penalties. For example, violations of the federal False Claims Act may result in penalties of three times the actual damages sustained by the government, plus mandatory civil penalties of between \$10,781 and \$21,563 for each separate false claim. Beginning in 2017, most federal civil penalties, including penalties under the federal False Claims Act, will be updated annually based on change to the consumer price index.

Because of the international operations previously conducted as part of our TPHS business that we sold to Sharecare in July 2016, we were subject to the U.S. Foreign Corrupt Practices Act (the "FCPA") and similar anti-bribery laws of other countries in which we provided services prior to the sale. The FCPA and similar anti-bribery laws generally prohibit companies and their intermediaries from making improper payments to government officials or other third parties for the purpose of obtaining or retaining business or gaining any business advantage. Failure to comply with the FCPA and similar legislation prior to the sale of our TPHS business could result in the imposition of civil or criminal fines and penalties.

Employees

As of February 28, 2017, we had approximately 500 employees. Our employees are not subject to any collective bargaining agreements. We believe we have good relationships with our employees.

Available Information

Our Internet address is www.tivityhealth.com. We make available free of charge, on or through our Internet website, our annual report on Form 10-K, quarterly reports on Form 10-Q, current reports on Form 8-K, and amendments to those reports filed or furnished pursuant to Section 13(a) or 15(d) of the Securities Exchange Act of 1934, as amended (the "Exchange Act"), as soon as reasonably practicable after we electronically file such material with, or furnish it to, the Securities and Exchange Commission (the "SEC"). The public may read and copy any materials that we file with the SEC at the SEC's Public Reference Room at 100 F Street NE, Washington DC 20549. The public may obtain information on the operation of the Public Reference Room by calling the SEC at 1-800-SEC-0330. The SEC maintains an Internet site that contains reports, proxy and information statements, and other information regarding issuers that file electronically with the SEC at www.sec.gov.

Item 1A. Risk Factors

In the execution of our business strategy, our operations and financial condition are subject to certain risks. A summary of certain material risks is provided below, and you should take such risks into account in evaluating any investment decision involving the Company. This section does not describe all risks applicable to us and is intended only as a summary of certain material factors that could impact our operations in the industry in which we operate. Other sections of this Report contain additional information concerning these and other risks.

A significant percentage of our revenues is derived from health plan customers.

A significant percentage of our revenues is derived from health plan customers. The health plan industry may continue to consolidate, and we cannot assure you that we will be able to retain health plan customers, or continue to provide our products and services to such health plan customers on terms at least as favorable to us as currently provided, if they are acquired by other health plans that already participate in competing programs or are not interested in our programs. Further, consolidation among our customers, particularly our health plan customers that are part of larger healthcare enterprises, could provide these organizations with greater bargaining power, which may lead to further pressure on the prices for our products and services. In addition, a reduction in the number of covered lives enrolled with our health plan customers or in the payments we receive could adversely affect our results of operations. Our health plan customers are subject to continuing competition and reduced reimbursement rates from governmental and private sources, which could lead current or prospective customers to seek reduced fees or choose to reduce or delay the purchase of our services. Finally, health plan customers could attempt to offer services themselves that compete directly with our offerings or stop providing our offerings to their members.

Reductions in Medicare Advantage health plan reimbursement rates may negatively impact our business and results of operations.

A significant portion of our revenue is indirectly derived from the monthly premium payments paid by HHS to health plans, who are our customers, for services provided to Medicare Advantage beneficiaries. As a result, our results of operations are, in part, dependent on government funding levels for Medicare Advantage programs. Any changes that limit or reduce Medicare Advantage reimbursement levels, such as reductions in or limitations of reimbursement amounts or rates under these programs, reductions in funding of these programs, expansion of benefits without adequate funding, elimination of coverage for certain benefits, or elimination of coverage affecting the services that we provide, could have a material adverse effect on our customers, and as a result, on our business and results of operations.

We currently derive a significant percentage of our revenues from two customers.

For the year ended December 31, 2016, Humana and United Healthcare each comprised more than 10%, and together comprised approximately 36%, of our revenues from continuing operations. Our primary contract with Humana was renewed in 2015 and continues through 2020. The term of our contract with United Healthcare continues through 2017. The loss or restructuring of a contract with Humana, United Healthcare or our other significant customers could have a material adverse effect on our business and results of operations.

Our business strategy relating to the development and introduction of new products and services exposes us to risks such as limited customer acceptance and additional expenditures that may not result in additional net revenue.

An important component of our business strategy is to focus on new products and services that enable us to provide immediate value to our customers. Customer acceptance of these new products and services cannot be predicted with certainty, and if we fail to execute properly on this strategy or to adapt this strategy as market conditions evolve, our ability to grow revenue and our results of operations may be adversely affected.

If we fail to successfully implement our business strategy, our financial performance and our growth could be materially and adversely affected.

Our future financial performance and success are dependent in large part upon our ability to implement our business strategy successfully. Implementation of our strategy will require effective management of our operational, financial and human resources and will place significant demands on those resources. See Item 1. "Business – Business Strategy" for more information regarding our business strategy. There are risks involved in pursuing our strategy, including the ability to hire or retain the personnel necessary to manage our strategy effectively.

In addition to the risks set forth above, implementation of our business strategy could be affected by a number of factors beyond our control, such as increased competition, legal developments, government regulation, general economic conditions, increased operating costs or expenses, and changes in industry trends. We may decide to alter or discontinue certain aspects of our business strategy at any time. If we are not able to implement our business strategy successfully, our long-term growth and profitability may be adversely affected. Even if we are able to implement some or all of the initiatives of our business strategy successfully, our operating results may not improve to the extent we anticipate, or at all.

Our inability to renew and/or maintain contracts with our customers could adversely affect our business and results of operations.

If our customers choose not to renew their contracts with us, our business and results of operations could be materially adversely affected.

Changes in macroeconomic conditions may adversely affect our business.

Economic difficulties and other macroeconomic conditions could reduce the demand and/or the timing of purchases for certain of our services from customers and potential customers. Loss of a significant customer or a reduction in a customer's enrolled lives could have a material adverse effect on our business and results of operations. In addition, changes in economic conditions could create liquidity and credit constraints. We cannot assure you that we would be able to secure additional financing if needed and, if such funds were available, that the terms and conditions would be acceptable to us.

We may experience difficulties associated with the implementation and/or integration of new businesses, services (including outsourced services), technologies, solutions, or products.

We may face difficulties, costs, and delays in effectively implementing and/or integrating acquired businesses, services (including outsourced services), or technologies into our business. Implementing internally-developed solutions and/or integrating newly acquired businesses, services (including outsourced services), and technologies could be time-consuming and may strain our resources. Consequently, we may not be successful in implementing and/or integrating these new businesses, services, or technologies and may not achieve anticipated revenue and cost benefits.

The performance of our business and the level of our indebtedness could prevent us from meeting the obligations under our credit agreement or the cash convertible senior notes or have an adverse effect on our future financial condition, our ability to raise additional capital, or our ability to react to changes in the economy or our industry.

On June 8, 2012, we entered into the Fifth Amended and Restated Revolving Credit and Term Loan Agreement (as amended, the "Fifth Amended Credit Agreement"). On July 16, 2013, we completed the issuance of \$150.0 million aggregate principal amount of cash convertible senior notes due 2018 (the "Cash Convertible Notes"). As of December 31, 2016, our long-term debt under these arrangements, including the current portion but excluding the debt discount, was \$223.5 million.

Our ability to service our indebtedness (including the debt outstanding under the Fifth Amended Credit Agreement and the Cash Convertible Notes) will depend on our ability to generate cash in the future. We cannot assure you that our business will generate sufficient cash flow from operations or that future borrowings will be available in an amount sufficient to enable us to service our indebtedness or to fund other liquidity needs.

The Fifth Amended Credit Agreement contains various financial covenants, restricts the payment of dividends, and limits the amount of repurchases of our common stock. A breach of any of these covenants could result in a default under the Fifth Amended Credit Agreement in which all amounts outstanding under the Fifth

Amended Credit Agreement may become immediately due and payable and all commitments under the Fifth Amended Credit Agreement to extend further credit may be terminated. In addition, a payment default, including an acceleration following an event of default, under the Fifth Amended Credit Agreement or under our indenture for the Cash Convertible Notes could each trigger an event of default under the other debt instrument, which could result in the principal of and the accrued and unpaid interest on such debt becoming due and payable.

Our indebtedness could adversely affect our future financial condition or our ability to react to changes in the economy or industry by, among other things:

- increasing our vulnerability to a downturn in general economic conditions, loss of revenue and/or profit margins in our business, or to increases in interest rates, particularly with respect to the portion of our outstanding debt that is subject to variable interest rates;
- potentially limiting our ability to obtain additional financing or to obtain such financing on favorable terms;
- causing us to dedicate a portion of future cash flow from operations to service or pay down our debt, which reduces the cash available for other purposes, such as operations, capital expenditures, and future business opportunities; and
- possibly limiting our ability to adjust to changing market conditions and placing us at a competitive disadvantage compared to our competitors who may be less leveraged.

The conditional cash conversion feature of the Cash Convertible Notes, if triggered, may adversely affect our liquidity, financial condition and operating results.

In the event the Cash Conversion Derivative is triggered, holders of Cash Convertible Notes will be entitled to convert the Cash Convertible Notes at any time during specified periods at their option. Although the Cash Convertible Notes are not currently convertible, the Cash Convertible Notes will become convertible into cash during any calendar quarter (and only during such calendar quarter) if the last reported sale price of our common stock for at least 20 trading days (whether or not consecutive) during a period of 30 consecutive trading days ending on the last trading day of the immediately preceding calendar quarter is greater than or equal to approximately \$25.30 per share. The last reported sale price of our common stock as reported on Nasdaq on March 1, 2017 was \$28.95 per share. If one or more holders elect to convert their Cash Convertible Notes, we would be required to pay cash to settle any such conversion, which could adversely affect our liquidity. In addition, even if holders do not elect to convert their Cash Convertible Notes, we would be required under applicable accounting rules to reclassify the outstanding principal of the Cash Convertible Notes that are convertible as a current rather than long-term liability, which could result in a material reduction of our net working capital and result in a material adverse effect on our financial condition and results of operations.

The accounting for the Cash Convertible Notes and related cash convertible notes hedge transactions may result in volatility to our consolidated statements of comprehensive income (loss).

The Cash Conversion Derivative that is part of the Cash Convertible Notes is accounted for as a derivative liability pursuant to Accounting Standards Codification ("ASC") Topic 470, Debt, relating to derivative instruments and hedging activities. In general, the initial valuation of the conversion option was bifurcated from the debt component of the Cash Convertible Notes and is measured at fair value each reporting period. For each financial statement period after issuance of the Cash Convertible Notes, a hedge gain (or loss) will be reported in our consolidated statements of comprehensive income (loss) to the extent the valuation of the Cash Conversion Derivative changes from the previous period. In connection with the issuance of the Cash Convertible Notes, we entered into privately negotiated convertible note hedge transactions (the "Cash Convertible Notes Hedges"), which are cash-settled, recorded and carried at fair value as a derivative asset and intended to offset the gain (or loss) associated with changes to the valuation of the Cash Conversion Derivative. Although we do not expect there to be a material net impact to our consolidated statements of comprehensive income (loss) as a result of our issuing the Cash Convertible Notes and entering into the Cash Convertible Notes Hedges, we cannot assure you these transactions will be completely offset, which may result in volatility to our consolidated statements of comprehensive income (loss).

We are subject to counterparty risk with respect to the Cash Convertible Notes Hedges.

The counterparties to the Cash Convertible Notes Hedges (the "Counterparties") are financial institutions

or affiliates of financial institutions, and we will be subject to the risk that these Counterparties may default or otherwise fail to perform, or may exercise certain rights to terminate their obligations, under the Cash Convertible Notes Hedges. Our exposure to the credit risk of the Counterparties will not be secured by any collateral. If one or more of the Counterparties to one or more of the Cash Convertible Notes Hedges becomes subject to insolvency proceedings, we will become an unsecured creditor in those proceedings with a claim equal to our exposure at the time under those transactions. Our exposure will depend on many factors but, generally, the increase in our exposure will be correlated to the increase in the market price of our common stock and in volatility of our common stock. In addition, upon a default or other failure to perform, or a termination of obligations by one of the Counterparties we may suffer adverse tax consequences and dilution with respect to our common stock. We can provide no assurances as to the financial stability or viability of any of the Counterparties.

We have a significant amount of goodwill and intangible assets, the value of which could become impaired.

We have recorded significant portions of the purchase price of certain acquisitions as goodwill and/or intangible assets. At December 31, 2016, we had approximately \$334.7 million and \$29.0 million of goodwill and intangible assets, respectively. We review goodwill and intangible assets not subject to amortization for impairment on an annual basis (during the fourth quarter) or more frequently whenever events or circumstances indicate that the carrying value may not be recoverable. If we determine that the carrying values of our goodwill and/or intangible assets are impaired, we may incur a non-cash charge to earnings, which could have a material adverse effect on our results of operations for the period in which the impairment occurs.

A failure of our information systems could adversely affect our business.

Our ability to deliver our services depends on effectively using information technology.

We rely upon our information systems for operating and monitoring all major aspects of our business. These systems and, therefore, our operations could be damaged or interrupted by natural disasters, power loss, network failure, improper operation by our employees, data privacy or security breaches, computer viruses, computer hacking, network penetration or other illegal intrusions or other unexpected events. Any disruption in the operation of our information systems, regardless of the cause, could adversely impact our operations, which may adversely affect our financial condition, results of operations and cash flows.

A cybersecurity incident could result in the loss of confidential data, give rise to remediation and other expenses, expose us to liability under HIPAA, consumer protection laws, or common law theories, subject us to litigation and federal and state governmental inquiries, damage our reputation, and otherwise be disruptive to our business.

The nature of our business involves the receipt and storage of individually identifiable health information about the participants in our programs. The secure maintenance of this confidential information is critical to our business operations. To protect our information systems from attack, damage and unauthorized use, we have implemented multiple layers of security, including technical safeguards, processes, and our people. Our defenses are monitored and routinely tested internally and by external parties. Despite these efforts, threats from malicious persons and groups, new vulnerabilities, and advanced attacks against information systems create risk of cybersecurity incidents. There can be no assurance that we will not be subject to cybersecurity incidents that bypass our security measures, result in loss of personal health information or other data subject to privacy laws or disrupt our information systems or business. As a result, cybersecurity and the continued development and enhancement of our controls, processes and practices remain a priority for us. We may be required to expend significant additional resources in our efforts to modify or enhance our protective measures against evolving threats or to investigate and remediate any cybersecurity vulnerabilities. The occurrence of a breach in security of our systems or those of our third-party vendors and other service providers could result in interruptions, delays, the loss, access, misappropriation, disclosure or corruption of data, liability under privacy, security and consumer protection laws or litigation under these or other laws, including common law theories, and subject us to federal and state governmental inquiries, any of which could have a material adverse effect on our financial condition and results of operations and harm our business reputation.

In order to be successful, we must attract, engage, retain and integrate key employees and have adequate succession plans in place, and failure to do so could have an adverse effect on our ability to

manage our business.

Our success depends, in large part, on our ability to attract, engage, retain and integrate qualified executives and other key employees throughout all areas of our business. Identifying, developing internally or hiring externally, training and retaining highly-skilled managerial and other personnel are critical to our future, and competition for experienced employees can be intense. Failure to successfully hire executives and key employees or the loss of any executives and key employees could have a significant impact on our operations. The loss of services of any key personnel, the inability to retain and attract qualified personnel in the future, or delays in hiring may harm our business and results of operations. Further, changes in our management team may be disruptive to our business, and any failure to successfully integrate key new hires could adversely affect our business and results of operations.

We face competition for staffing, which may increase our labor costs and reduce profitability.

We compete with other healthcare and services providers in recruiting qualified management, including executives with the required skills and experience to operate and grow our business, and staff personnel for the day-to-day operations of our business. These challenges may require us to enhance wages and benefits to recruit and retain qualified management and other professionals. Difficulties in attracting and retaining qualified management and other professionals, or in controlling labor costs, could have a material adverse effect on our profitability.

We are or may become a party to litigation that could potentially force us to pay significant damages and/or harm our reputation.

We are subject to certain legal proceedings that arise in the ordinary course of business. These legal proceedings and any other claims that we may face in the future, whether with or without merit, could result in costly litigation, and divert the time, attention, and resources of our management. Although we currently maintain various types of liability insurance, there can be no assurance that the coverage limits of such insurance policies will be adequate or that all such claims will be covered by insurance. Although we believe that we have conducted our operations in full compliance with applicable statutory and contractual requirements and that we have meritorious defenses to outstanding claims, it is possible that resolution of these legal matters could have a material adverse effect on our results of operations. In addition, legal expenses associated with the defense of these matters may be material to our results of operations in a particular financial reporting period.

We could be adversely affected by violations of the FCPA and similar anti-bribery laws of other countries in which we provided services prior to the sale of our TPHS business.

Because of the international operations that we previously conducted as part of our TPHS business that we sold to Sharecare in July 2016, we could be adversely affected by violations of the FCPA and similar anti-bribery laws of other countries in which we provided services prior to the sale. The FCPA and similar anti-bribery laws generally prohibit companies and their intermediaries from making improper payments to government officials or other third parties for the purpose of obtaining or retaining business or gaining any business advantage. While our policies mandated compliance with these anti-bribery laws, we cannot provide assurance that our internal control policies and procedures always protected us from reckless or criminal acts committed by our employees, contractors or agents. Failure to comply with the FCPA and similar legislation prior to the sale of our TPHS business could result in the imposition of civil or criminal fines and penalties and could disrupt our business and adversely affect our results of operations, cash flows and financial condition.

Compliance with existing or newly adopted federal and state laws and regulations or new or revised interpretations of such requirements could adversely affect our results of operations or may require us to spend substantial amounts, and the failure to comply with applicable laws and regulations could subject us to penalties or negatively impact our ability to provide services.

Our customers are subject to considerable state and federal government regulation, and a substantial majority of our business involves providing services to Medicare Advantage beneficiaries. As a result, we are subject directly to various federal laws and regulations, including the federal False Claims Act, billing and reimbursement requirements and other provisions related to fraud and abuse. Further, our contracts with Medicare Advantage plans require us to comply with a number of regulatory provisions and permit these

customers to perform compliance audits. Many of these regulations are vaguely written and subject to differing interpretations that may, in certain cases, result in unintended consequences that could impact our ability to effectively deliver services. Further, we are required to comply with most requirements of the HIPAA privacy and security laws and regulations and may be subject to criminal or civil penalties for violations of these regulations. Certain of our services, including health utilization management and certain claims payment functions, require licensure and may be regulated by government agencies. We are subject to a variety of legal requirements in order to obtain and maintain such licenses, but little guidance is available to determine the scope of some of these requirements.

We continually monitor the extent to which federal and state legislation and regulations govern our operations. New federal or state laws or regulations or new interpretations of existing requirements that affect our operations could have a material adverse effect on our results of operations. If we are found to have violated applicable laws, to have caused any of our customers to submit false claims or make false statements, or to have failed to comply with our contractual compliance obligations, we could be required to restructure our operations, be subject to contractual penalties, including termination of our customer agreements, and be subject to significant civil and criminal penalties.

Healthcare reform efforts may result in a reduction to our revenues from government health programs and private insurance companies or otherwise directly or indirectly impact our business.

The healthcare industry is subject to various political, regulatory, scientific, and technological influences. Efforts at federal and state levels of government have resulted in laws and regulations intended to effect significant change within the healthcare system. The ACA, the most prominent of these efforts, affects coverage, delivery, and reimbursement of healthcare services. It has decreased the number of uninsured individuals, but may increase the costs and/or reduce the revenues of our customers or prospective customers. For example, the ACA eliminates pre-existing condition exclusions by commercial health plans, bans annual benefit limits, mandates minimum MLRs for health plans, and provides for reductions in funding to Medicare Advantage programs.

However, there is substantial uncertainty regarding the net effect and future impact of the ACA because of the results of the 2016 federal elections, which will likely result in the repeal of the ACA or significant changes to the ACA, its implementation and its interpretation. It is possible that the reforms imposed by the ACA or uncertainty regarding its repeal or significant changes to the law will adversely affect the profitability of our customers and cause our customers or prospective customers to reduce or delay the purchase of our services or to demand reduced fees. Because of this uncertainty and many other variables, including the ACA 's complexity, lack of implementing regulations or interpretive guidance and the outcome of court challenges, we are unable to predict all of the ways in which the ACA could impact the Company. Furthermore, we could also be impacted by future healthcare reform legislative and regulatory initiatives.

Item 1B. Unresolved Staff Comments

Not applicable.

Item 2. Properties

We lease approximately 264,000 square feet of office space for our corporate headquarters in Franklin, Tennessee, approximately 221,000 square feet of which is subleased, pursuant to an agreement that expires in February 2023. We also lease approximately 92,000 square feet of office space in Chandler, Arizona (pursuant to an agreement that expires in April 2020), and approximately 13,000 square feet of office space in Sterling, Virginia.

Item 3. Legal Proceedings

We are subject to contractual disputes, claims and legal proceedings that arise from time to time in the ordinary course of our business. While we are unable to estimate a range of potential losses, we do not believe that any of the legal proceedings pending against us as of the date of this Report, some of which are expected to be covered by insurance policies, will have a material adverse effect on our financial statements. As these matters are subject to inherent uncertainties, our view of these matters may change in the future.

Item 4. Mine Safety Disclosures

Not applicable.

Executive Officers of the Registrant

The following table sets forth certain information regarding our executive officers as of March 6, 2017. Executive officers of the Company serve at the pleasure of the Board.

<u>Officer</u>	<u>Age</u>	<u>Position</u>
Donato Tramuto	60	Chief Executive Officer of the Company since November 2015. Chief Executive Officer and Chairman of the Board of Physicians Interactive Holdings from July 2013 to October 2015. Chief Executive Officer, Founder and Vice Chairman of Physicians Interactive Holdings from October 2008 to July 2013. Chief Executive Officer of i3 from 2004 to 2006. Chief Executive Officer and Co-Founder of Constella Health Strategies from 1998 to 2003.
Glenn Hargreaves	50	Interim Chief Financial Officer since November 2016. Chief Accounting Officer of the Company since July 2012 and Controller since January 2011. Director of Tax of the Company from April 2005 until January 2011.
Mary Flipse	50	Chief Legal Officer since November 2015. General Counsel of the Company from July 2012 to March 2016. Director, Corporate Counsel of the Company from February 2012 to July 2012. Operations Counsel of the Company from August 2011 until February 2012. Assistant General Counsel of King Pharmaceuticals from May 2005 to July 2011.

PART II

Item 5. Market for Registrant's Common Equity, Related Stockholder Matters and Issuer Purchases of Equity Securities

Market Information

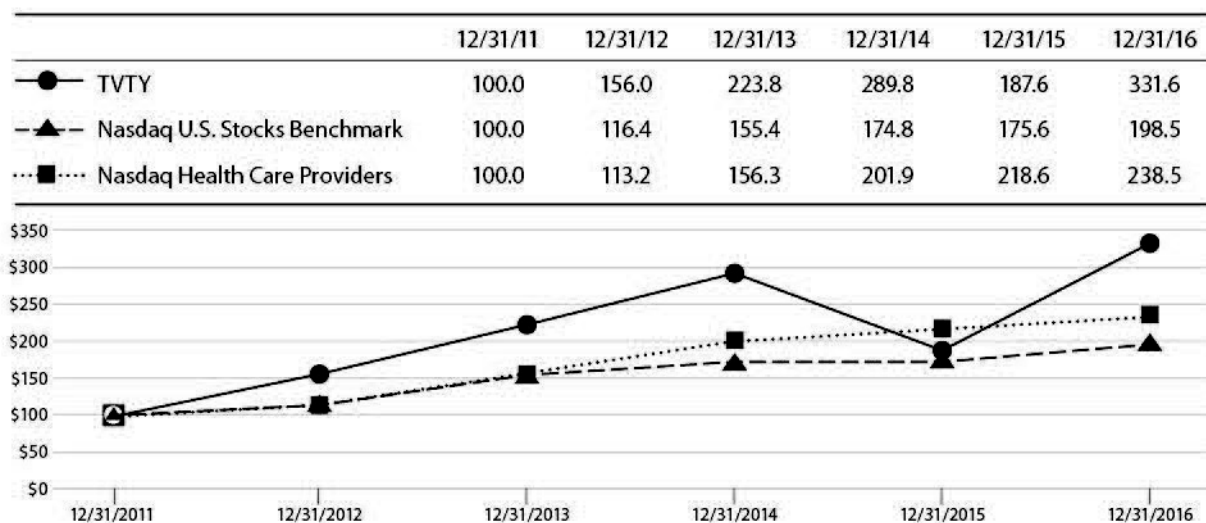
Our common stock is traded on The NASDAQ Stock Market ("NASDAQ") under the symbol "TVTY".

The following table sets forth the high and low sales prices per share of our common stock as reported by NASDAQ for the relevant periods.

	High	Low
Year ended December 31, 2016		
First quarter	\$ 13.27	\$ 9.18
Second quarter	12.79	9.54
Third quarter	27.30	11.48
Fourth quarter	26.92	19.25
Year ended December 31, 2015		
First quarter	\$ 23.30	\$ 18.12
Second quarter	20.71	11.86
Third quarter	14.22	10.84
Fourth quarter	13.72	9.93

Performance Graph

The following graph compares the total stockholder return of \$100 invested on December 31, 2011 in (a) the Company, (b) the NASDAQ U.S. Stocks Benchmark index and (c) the NASDAQ Health Care Providers index, assuming the reinvestment of all dividends.



The stock price performance shown on this graph is not necessarily indicative of future price performance.

Notes:

- A. The lines represent annual index levels derived from compounded daily returns that include all dividends.
- B. The indexes are reweighted daily, using the market capitalization on the previous trading day.
- C. If the annual interval, based on the fiscal year end, is not a trading day, the preceding trading day is used.
- D. The index level for all series was set to \$100.00 on December 31, 2011.

Unregistered Sales of Equity Securities

Pursuant to the Investment Agreement with CareFirst Holdings, LLC ("CareFirst") (as described in Note 7 of the Notes to Consolidated Financial Statements included in this Report), CareFirst had an opportunity to earn warrants based on achievement of certain quarterly thresholds for revenue. On April 8, 2016, we issued to CareFirst warrants to purchase 22,895 shares of our common stock at an exercise price of \$11.94 per share, and on June 13, 2016, we issued to CareFirst warrants to purchase 17,008 shares of our common stock at an exercise price of \$12.97 per share. The issuance of these warrants was exempt from registration under Section 4(a)(2) of the Securities Act of 1933, as amended, because it was a transaction not involving a public offering.

In accordance with the terms of the Investment Agreement (as further discussed in Note 7 to Notes to Consolidated Financial Statements in this Report), in September 2016, CareFirst exercised its right to convert 590,683 CareFirst warrants for a total of 218,162 shares of our common stock. In December 2016, CareFirst exercised its right to convert 39,903 CareFirst Warrants for a total of 18,104 shares of our common stock. The issuance of shares of our common stock as a result of the conversion of the CareFirst Warrants was exempt from registration under Section 4(a)(2) of the Securities Act of 1933, as amended, because it was a transaction not involving a public offering.

Holdings

At February 24, 2017, there were approximately 7,050 holders of our common stock, including 216 stockholders of record.

Dividends

We have never declared or paid a cash dividend on our common stock. We intend to retain any earnings to finance the growth and development of our business and do not expect to declare or pay any cash dividends in the foreseeable future. Our Board will review our dividend policy from time to time and may declare dividends at its discretion; however, our Fifth Amended Credit Agreement places restrictions on the payment of dividends. For further discussion of the Fifth Amended Credit Agreement, see Item 7. "Management's Discussion and Analysis of Financial Condition and Results of Operation - Liquidity and Capital Resources."

Securities Authorized for Issuance Under Equity Compensation Plans

See Part III, Item 12. "Security Ownership of Certain Beneficial Owners and Management and Related Stockholder Matters," for information regarding securities authorized for issuance under our equity compensation plans, which is incorporated by reference herein.

Annual Report

A copy of the Tivity Health, Inc. Annual Report on Form 10-K for 2016 filed with the Securities and Exchange Commission is available on the Company's website, www.tivityhealth.com. It is also available from the Company (without exhibits) at no charge. These requests should be directed to Chip Wochomurka, Vice President – Investor Relations, at the Company's corporate office.

Item 6. Selected Financial Data

The following table represents selected financial data. The table should be read in conjunction with Item 7. "Management's Discussion and Analysis of Financial Condition and Results of Operations" and Item 8. "Financial Statements and Supplementary Data" of this Report. As further discussed in Note 1 to Notes to Consolidated Financial Statements included in this Report, our results from continuing operations do not include the results of the TPHS business, which we sold effective July 31, 2016.

(In thousands, except per share data)

	Year Ended December 31,				
	2016	2015	2014	2013	2012
Operating Results:					
Revenues	\$ 500,998	\$ 452,092	\$ 405,263	\$ 359,434	\$ 314,032
Cost of services (exclusive of depreciation and amortization included below)	357,120	318,060	272,400	248,312	216,570
Selling, general and administrative expenses	39,478	35,546	32,075	29,584	32,389
Depreciation and amortization	4,085	6,869	7,035	6,403	5,413
Restructuring and related charges	4,933	702	—	—	487
Legal settlement charges	—	—	5,910	—	—
Operating income (loss)	\$ 95,382	\$ 90,915	\$ 87,843	\$ 75,135	\$ 59,173
Interest expense	17,318	17,996	17,449	15,748	14,081
Income (loss) before income taxes	\$ 78,064	\$ 72,919	\$ 70,394	\$ 59,387	\$ 45,092
Income tax expense (benefit)	21,973	29,285	27,558	24,096	18,197
Net income from continuing operations	\$ 56,091	\$ 43,634	\$ 42,836	\$ 35,291	\$ 26,895
Loss from discontinued operations, net of income tax benefit	(184,706)	(74,952)	(48,397)	(43,832)	(18,871)
Net income (loss)	\$ (128,615)	\$ (31,318)	\$ (5,561)	\$ (8,541)	\$ 8,024
Less: net income (loss) attributable to non-controlling interest	496	(371)	—	—	—
Net income (loss) attributable to Tivity Health, Inc.	<u>\$ (129,111)</u>	<u>\$ (30,947)</u>	<u>\$ (5,561)</u>	<u>\$ (8,541)</u>	<u>\$ 8,024</u>
Basic income (loss) per share attributable to Tivity Health, Inc.:					
Continuing operations	\$ 1.52	\$ 1.22	\$ 1.21	\$ 1.02	\$ 0.80
Discontinued operations	(5.01)	(2.08)	(1.37)	(1.27)	(0.56)
Net loss	<u>\$ (3.49)</u>	<u>\$ (0.86)</u>	<u>\$ (0.16)</u>	<u>\$ (0.25)</u>	<u>\$ 0.24</u>
Diluted income (loss) per share attributable to Tivity Health, Inc.:					
Continuing operations	\$ 1.47	\$ 1.18	\$ 1.18	\$ 1.00	\$ 0.79
Discontinued operations	(4.86)	(2.02)	(1.33)	(1.24)	(0.56)
Net loss ⁽¹⁾	<u>\$ (3.39)</u>	<u>\$ (0.84)</u>	<u>\$ (0.15)</u>	<u>\$ (0.24)</u>	<u>\$ 0.24</u>
Weighted average common shares and equivalents:					
Basic	36,999	35,832	35,302	34,489	33,597
Diluted	38,075	36,854	36,346	35,237	33,836

Selected Balance Sheet Data:

Total assets ^{(2) (3)}	544,782	712,924	806,207	741,845	744,681
---------------------------------	---------	---------	---------	---------	---------

Long-term debt ⁽³⁾	164,297	208,289	225,411	230,416	274,947
-------------------------------	---------	---------	---------	---------	---------

- (1) Figures may not add due to rounding.
- (2) Includes assets held for sale within discontinued operations.
- (3) Reflects the impact of the adoption of Accounting Standards Update (“ASU”) No. 2015-03, “Simplifying the Presentation of Debt Issuance Costs” in fiscal 2016 related to balance sheet classification of debt issuance costs, which was applied retrospectively to all periods presented.

Item 7. Management's Discussion and Analysis of Financial Condition and Results of Operations

Please read the following discussion and analysis of our financial condition and results of operations together with our Consolidated Financial Statements and related notes included under Item 8 of this Report.

Overview

Tivity Health, Inc. was founded and incorporated in Delaware in 1981. Through our three programs, SilverSneakers® senior fitness, Prime® fitness and WholeHealth Living™, we are focused on targeted population health for those aged 50 and older. The SilverSneakers senior fitness program is offered to members of Medicare Advantage, Medicare Supplement, and Group Retiree plans. We also offer Prime fitness, a fitness facility access program, through commercial health plans, employers and insurance exchanges. Our national network of fitness centers delivers both SilverSneakers and Prime fitness. Our fitness networks encompass approximately 16,000 participating locations and more than 1,000 alternative locations that provide classes outside of traditional fitness centers. We sell access to our WholeHealth Living network primarily to commercial health plans. Our WholeHealth Living network includes over 88,000 complementary, alternative, and physical medicine practitioners to serve individuals through health plans and employers who seek health services such as physical therapy, occupational therapy, speech therapy, chiropractic care, acupuncture and more.

Effective July 31, 2016, we sold our TPHS business to Sharecare. The TPHS business took a systematic approach to keeping healthy people healthy, eliminating or reducing lifestyle risks and optimizing care for persistent or chronic conditions. The TPHS business included our partnerships with Blue Zones, LLC and Dr. Dean Ornish (the Blue Zones Project by Healthways™ and Dr. Dean Ornish's Program for Reversing Heart Disease™, respectively), our joint venture with Gallup, Navvis, MeYou Health, and our international operations. While Navvis and MeYou Health were part of our TPHS business, they were sold separately to other buyers in November 2015 and June 2016, respectively. Results of operations for the TPHS business have been classified as discontinued operations for all periods presented in the Consolidated Financial Statements.

In January 2017, we rebranded and changed the name of the company from Healthways, Inc. to Tivity Health, Inc. to better align with our portfolio of fitness and health improvement programs. The Company is headquartered at 701 Cool Springs Boulevard, Franklin, Tennessee 37067.

Forward-Looking Statements

This Report contains forward-looking statements, which are based upon current knowledge, assumptions, beliefs, estimates and expectations, involve a number of risks and uncertainties, and are subject to the "safe harbor" provisions of the Private Securities Litigation Reform Act of 1995. Forward-looking statements include all statements that are not historical statements of fact and those regarding the intent, belief, or expectations of the Company, including, without limitation, all statements regarding the Company's future earnings and results of operations, and can be identified by the use of words like "may," "believe," "will," "can," "expect," "project," "estimate," "anticipate," "plan," or "continue" and similar expressions. Readers are cautioned that any such forward-looking statements are not guarantees of future performance and involve significant risks and uncertainties, and that actual results may vary from those in the forward-looking statements as a result of various factors, including, but not limited to:

- our ability to implement and realize the anticipated benefits of the sale of the TPHS business;
- the effectiveness of management's strategies and decisions, including the decision to sell the TPHS business and focus exclusively on the retained business;
- the effectiveness of the ongoing reorganization of our business;
- the risks associated with recent changes to our senior management team;
- our ability to sign and implement new contracts for our solutions;

- our ability to accurately forecast the costs required to successfully implement new contracts;
- our ability to renew and/or maintain contracts with our customers under existing terms or restructure these contracts on terms that would not have a material negative impact on our results of operations;
- our ability to effectively compete against other entities, whose financial, research, staff, and marketing resources may exceed our resources;
- our ability to accurately forecast our revenues, margins, earnings and net income, as well as any potential charges that we may incur as a result of changes in our business and leadership;
- the impact of the Patient Protection and Affordable Care Act, as amended by the Health Care and Education Reconciliation Act of 2010 (the “ACA”), on our operations and/or the demand for our services;
- our ability to anticipate change and respond to emerging trends for healthcare and the impact of the same on demand for our services;
- the risks associated with deriving a significant concentration of our revenues from a limited number of customers;
- our ability and/or the ability of our customers to enroll participants and to accurately forecast their level of enrollment and participation in our programs in a manner and within the timeframe anticipated by us;
- the ability of our customers to maintain the number of covered lives enrolled in the plans during the terms of our agreements;
- our ability to service our debt, make principal and interest payments as those payments become due, and remain in compliance with our debt covenants;
- the risks associated with changes in macroeconomic conditions, which may reduce the demand and/or the timing of purchases for our services from customers or potential customers, reduce the number of covered lives of our existing customers, or restrict our ability to obtain additional financing;
- the risks associated with the conditional cash conversion feature of the Cash Convertible Notes, which, if triggered, may adversely affect our liquidity, financial condition and results of operations;
- counterparty risk associated with the Cash Convertible Notes Hedges;
- the risks associated with valuation of the Cash Convertible Notes Hedges and the Cash Conversion Derivative, which may result in volatility to our consolidated statements of comprehensive income (loss) if these transactions do not completely offset one another;
- our ability to integrate new or acquired businesses, services, or technologies into our business and to accurately forecast the related costs;
- our ability to anticipate and respond to strategic changes, opportunities, and emerging trends in our industry and/or business and to accurately forecast the related impact on our revenues and earnings;
- the impact of any impairment of our goodwill, intangible assets, or other long-term assets;
- our ability to develop new products;
- our ability to obtain adequate financing to provide the capital that may be necessary to support our operations;

- the risks associated with data privacy or security breaches, computer hacking, network penetration and other illegal intrusions of our information systems or those of third-party vendors or other service providers, which may result in unauthorized access by third parties to customer, employee or our information or patient health information and lead to enforcement actions, fines and other litigation against us;
- the impact of any new or proposed legislation, regulations and interpretations relating to Medicare or Medicare Advantage;
- the impact of future state and federal legislation and regulations applicable to our business, including ACA, on our ability to deliver our services and on the financial health of our customers and their willingness to purchase our services;
- current geopolitical turmoil, the continuing threat of domestic or international terrorism, and the potential emergence of a health pandemic or infectious disease outbreak;
- the impact of legal proceedings involving us and/or our subsidiaries;
- other risks detailed in this Report, including those set forth in Item 1A. "Risk Factors."

We undertake no obligation to update or revise any such forward-looking statements.

Critical Accounting Policies

We describe our significant accounting policies in Note 1 to the Consolidated Financial Statements. We prepare the Consolidated Financial Statements in conformity with generally accepted accounting principles in the United States ("U.S. GAAP"), which requires us to make estimates and judgments that affect the reported amounts of assets and liabilities and related disclosures at the date of the financial statements and the reported amounts of revenues and expenses during the reporting period. Actual results may differ from those estimates.

Following the sale of the TPHS business, we believe the following accounting policies are the most critical in understanding the estimates and judgments that are involved in preparing our financial statements and the uncertainties that could impact our results of operations, financial condition and cash flows.

Revenue Recognition

We recognize revenue as services are performed when persuasive evidence of an arrangement exists, collectability is reasonably assured, and amounts are fixed or determinable.

Our fees are generally billed per member per month ("PMPM"), upon member participation, or a combination of both. For PMPM fees, we generally determine our contract fees by multiplying the contractually negotiated PMPM rate by the number of members eligible for or receiving our services during the month. Some of our contracts, predominantly within the now-disposed TPHS business, were performance-based and placed a portion of our fees at risk based on achieving certain performance metrics, cost savings, and/or clinical outcomes improvements.

We generally bill our customers each month for the entire amount of the fees contractually due for the prior month's enrollment, which typically includes the amount, if any, that is performance-based and may be subject to refund should we not meet performance targets. Fees for participation are typically billed in the month after the services are provided.

We recognize revenue as follows: (1) we recognize the fixed portion of PMPM fees and fees for service as revenue during the period we perform our services; and (2) we recognize performance-based revenue based on the most recent assessment of our performance, which represents the amount that the customer would legally be obligated to pay if the contract were terminated as of the latest balance sheet date.

We are currently evaluating the impact that the adoption of ASU No. 2014-09, (as discussed under "Recent Relevant Accounting Standards" below) will have on our revenue recognition policies and procedures,

financial position, result of operations, cash flows, financial disclosures and control framework.

Impairment of Intangible Assets and Goodwill

We review goodwill for impairment at the reporting unit level (operating segment or one level below an operating segment) on an annual basis (during the fourth quarter of our fiscal year) or more frequently whenever events or circumstances indicate that the carrying value may not be recoverable. Following the sale of the TPHS business, a single reporting unit remains.

We may elect to perform a qualitative assessment to determine whether it is more likely than not that the fair value of a reporting unit is less than its carrying value. If we conclude during the qualitative assessment that this is the case or if we elect not to perform a qualitative assessment, we perform a quantitative review as described below.

During a quantitative review of goodwill, we estimate the fair value of a reporting unit using a combination of a discounted cash flow model and a market-based approach, and in the event we were to have multiple reporting units, we reconcile the aggregate fair value of our reporting units to our consolidated market capitalization. Estimating fair value requires significant judgments, including management's estimate of future cash flows, which is dependent on internal forecasts, estimation of the long-term growth rate for our business, the useful life over which cash flows will occur, and determination of our weighted average cost of capital, as well as relevant comparable company earnings multiples for the market-based approach. Changes in these estimates and assumptions could materially affect the estimate of fair value and potential goodwill impairment for each reporting unit.

If we determine that the carrying value of goodwill is impaired based upon an impairment review, we calculate any impairment using a fair-value-based goodwill impairment test as required by U.S. GAAP. The fair value of a reporting unit is the price that would be received upon a sale of the unit as a whole in an orderly transaction between market participants at the measurement date.

Except for a tradename that has an indefinite life and is not subject to amortization, we amortize identifiable intangible assets over their estimated useful lives using the straight-line method. We assess the potential impairment of intangible assets subject to amortization whenever events or changes in circumstances indicate that the carrying values may not be recoverable. If we determine that the carrying value of other identifiable intangible assets may not be recoverable, we calculate any impairment using an estimate of the asset's fair value based on the estimated price that would be received to sell the asset in an orderly transaction between market participants. We estimated the fair value of our indefinite-lived intangible asset, a tradename, using a present value technique, which requires management's estimate of future revenues attributable to this tradename, estimation of the long-term growth rate and royalty rate for this revenue, and determination of our weighted average cost of capital. Changes in these estimates and assumptions could materially affect the estimate of fair value for the tradename.

Income Taxes

The objectives of accounting for income taxes are to recognize the amount of taxes payable or refundable for the current year and deferred tax liabilities and assets for the future tax consequences of events that have been recognized in an entity's financial statements or tax returns. Accounting for income taxes requires significant judgment in evaluating tax positions and in determining income tax provisions, including determination of deferred tax assets, deferred tax liabilities, and any valuation allowances that might be required against deferred tax assets.

Valuation allowances are established when necessary to reduce deferred tax assets to the amounts that are expected to be realized. When we determine that it is more likely than not that we will be able to realize our deferred tax assets in the future, an adjustment to the deferred tax asset is made and reflected in income. This determination will be made by considering various factors, including the reversal and timing of existing temporary differences, tax planning strategies and estimates of future taxable income exclusive of the reversal of temporary differences.

We recognize the tax benefit from an uncertain tax position only if it is more likely than not that the tax position will be sustained on examination by the taxing authorities, based on the technical merits of the position.

The tax benefits recognized in the financial statements from such a position should be measured based on the largest benefit that has a greater than 50% likelihood of being realized upon ultimate settlement. U.S. GAAP also provides guidance on derecognition of income tax assets and liabilities, classification of current and deferred income tax assets and liabilities, accounting for interest and penalties associated with tax positions, and income tax disclosures. Judgment is required in assessing the future tax consequences of events that have been recognized in our financial statements or tax returns. Variations in the actual outcome of these future tax consequences could materially impact our consolidated financial position, results of operations, and cash flows.

Share-Based Compensation

We measure and recognize compensation expense for all share-based payment awards over the required vesting period based on estimated fair values at the date of grant. Determining the fair value of stock options at the grant date requires judgment in developing assumptions, which involve a number of variables. These variables include, but are not limited to, the expected stock price volatility over the term of the awards and expected stock option exercise behavior. In addition, we also use judgment in estimating the number of share-based awards that are expected to be forfeited. These assumptions and judgments are further described in Note 13 to the Consolidated Financial Statements.

Executive Overview of Results

The key financial results for the year ended December 31, 2016 are:

- Revenues from continuing operations of \$501.0 million, up 10.8% from \$452.1 million for 2015;
- Net income from continuing operations of \$56.1 million, up 28.5% from \$43.6 million for 2015;
- Restructuring charges of \$4.9 million; and
- Loss from discontinued operations, net of income tax benefit, of \$184.7 million compared to \$75.0 million for 2015.

Results of Operations

The following table sets forth the components of the consolidated statements of operations for the years ended December 31, 2016, 2015, and 2014 expressed as a percentage of revenues for continuing operations.

	Year Ended December 31,		
	2016	2015	2014
Revenues	100.0%	100.0%	100.0%
Cost of services (exclusive of depreciation and amortization included below)	71.3%	70.4%	67.2%
Selling, general and administrative expenses	7.9%	7.9%	7.9%
Depreciation and amortization	0.8%	1.5%	1.7%
Restructuring and related charges	1.0%	0.2%	—%
Legal settlement charges	—%	—%	1.5%
Operating income ⁽¹⁾	19.0%	20.1%	21.7%
Interest expense	3.5%	4.0%	4.3%
Income before income taxes ⁽¹⁾	15.6%	16.1%	17.4%
Income tax expense	4.4%	6.5%	6.8%
Net income from continuing operations ⁽¹⁾	11.2%	9.7%	10.6%
Loss from discontinued operations, net of income tax benefit	(36.9)%	(16.6)%	(11.9)%
Net loss	(25.7)%	(6.9)%	(1.4)%
Net income (loss) attributable to non-controlling interest	0.1%	(0.1)%	—%
Net loss attributable to Tivity Health, Inc. ⁽¹⁾	(25.8)%	(6.8)%	(1.4)%

⁽¹⁾ Figures may not add due to rounding.

Revenues

Revenues from continuing operations for 2016 increased \$48.9 million, or 10.8%, over 2015, primarily as a result of the following: an increase of \$49.0 million due to both a net increase in the number of members eligible to participate in our fitness solutions as well as a net increase in the average participation per member in such solutions, an increase of \$5.4 million due to contracts with new customers or expanded contracts with existing customers, and a decrease of \$5.5 million due to contract terminations.

Revenues from continuing operations for 2015 increased \$46.8 million, or 11.6%, over 2014, primarily as a result of the following: an increase of \$61.1 million due to both a net increase in the number of members eligible to participate in our fitness solutions as well as a net increase in the average participation per member in such solutions, an increase of \$7.5 million due to contracts with new customers or expanded contracts with existing customers, and a decrease of \$21.7 million due to contract terminations.

Cost of Services

Cost of services from continuing operations (excluding depreciation and amortization) as a percentage of revenues did not materially change from 2015 (70.4%) to 2016 (71.3%). Overall, this slight increase is primarily attributable to an increase in short-term incentive compensation due to the Company's financial performance against established targets.

Cost of services from continuing operations (excluding depreciation and amortization) as a percentage of revenues increased from 67.2% for 2014 to 70.4% for 2015 primarily due to a change in the mix of customer contracts, with a greater number of contracts containing a somewhat fixed revenue structure, while the related contract costs remained variable.

Selling, General and Administrative Expenses

Selling, general and administrative expenses from continuing operations as a percentage of revenues remained consistent at 7.9% for 2016, 2015, and 2014.

Depreciation and Amortization

Depreciation and amortization expense from continuing operations decreased \$2.8 million from 2015 to 2016, primarily due to a decrease in the amount of depreciable assets.

Depreciation and amortization expense from continuing operations remained relatively consistent for 2015 compared to 2014.

Restructuring and Related Charges

During 2016, we incurred restructuring charges from continuing operations of \$4.9 million, primarily in connection with the reorganization of our corporate support infrastructure (the "2016 Restructuring Plan"), which we began implementing in the third quarter of 2016. We expect to incur a total of approximately \$6.0 million in restructuring charges related to the 2016 Restructuring Plan, with the majority incurred in 2016 and the remainder expected to be incurred in the first quarter of 2017 and to consist of severance and other employee-related costs. The 2016 Restructuring Plan is expected to create cost savings beginning in 2017, with total annualized savings of approximately \$15.0 million to \$16.0 million, approximately half of which we expect to be reinvested into business initiatives during 2017 intended to drive increased growth in 2018.

During 2015, we incurred restructuring charges from continuing operations of \$0.7 million in connection with our reorganization and cost rationalization plan (the "2015 Restructuring Plan"), which primarily consisted of one-time termination benefits.

We did not incur any restructuring charges from continuing operations in 2014.

Legal Settlement Charges

During 2014, we incurred legal settlement charges from continuing operations of \$5.9 million in connection with the Company's settlement of two legal matters.

Interest Expense

Interest expense from continuing operations remained relatively consistent for 2016, 2015 and 2014.

Income Tax Expense

For the year ended December 31, 2016, we had an effective income tax rate from continuing operations of 28.1%, compared to an effective income tax rate of 40.2% for the year ended December 31, 2015, primarily due to an income tax benefit of \$9.6 million recognized during 2016 related to the reversal of a domestic deferred tax asset valuation allowance initially recorded in the fourth quarter of 2015.

Our effective income tax rate from continuing operations remained relatively consistent from 2014 to 2015.

Liquidity and Capital Resources

Overview

As of December 31, 2016, we had a working capital deficit of \$74.3 million, including outstanding aggregate borrowings under our credit facility of \$44.8 million due by December 31, 2017. As of February 28, 2017, we had cash of \$20.1 million, and, based upon the pro-forma calculations of compliance with the restrictive covenants under our credit agreement, we anticipate the ability to borrow under the revolving credit facility up to a maximum of \$125.0 million through June 8, 2017 and up to a maximum of \$79.7 million for the period beginning on June 9, 2017 and ending on June 8, 2018. We believe our cash on hand, cash flows from operations and available borrowings are sufficient to fund our operations, debt payments and capital expenditures for the next twelve months and the foreseeable future.

Cash Flows Provided by Operating Activities

Operating activities during 2016 provided cash of \$37.9 million compared to \$61.0 million during 2015. The decrease in operating cash flow resulted primarily from the following:

- a decrease in cash collections on accounts receivable;
- payments associated with the sale of the TPHS business, including consulting and transaction fees and certain employee-related payments; and
- increased payments related to restructuring activities, such as severance and lease costs.

These decreases were partially offset by an increase in operating cash flows related to legal settlement payments in 2015 that did not recur in 2016.

Operating activities during 2015 provided cash of \$61.0 million compared to \$52.1 million during 2014. The increase in operating cash flows resulted primarily from the following:

- a decrease in day sales outstanding in accounts receivable from 58 days at December 31, 2014 to 53 days at December 31, 2015; and
- the timing of several significant vendor payments.

Cash Flows Used in Investing Activities

Investing activities during 2016 used \$38.9 million in cash, as compared to \$37.4 million during 2015, which was primarily due to decreased capital expenditures in 2016 associated with our technology platform, offset by payments made to Sharecare related to the sale of the TPHS business.

Investing activities during 2015 used \$37.4 million in cash, as compared to \$51.2 million during 2014, which, in each case, primarily consisted of capital expenditures associated with our technology platform.

Cash Flows Provided By/Used in Financing Activities

Financing activities during 2016 provided \$1.0 million in cash, while financing activities during 2015 used \$21.9 million in cash. This change is primarily due to a decrease in net payments under the Fifth Amended Credit Agreement during 2016 and increased proceeds from the exercise of stock options.

Financing activities during 2015 used \$21.9 million in cash, as compared to \$0.2 million during 2014, primarily due to an increase in net payments under the Fifth Amended Credit Agreement during 2015 and the change in our cash overdraft position.

Credit Facility

For a detailed description of the Fifth Amended Credit Agreement, refer to Note 7 of the Notes to Consolidated Financial Statements in this Report. The Fifth Amended Credit Agreement contains financial covenants that require us to maintain specified ratios or levels at December 31, 2016 of (1) a maximum total

funded debt to EBITDA of 3.50 and (2) a minimum total fixed charge coverage of 1.50. We were in compliance with all of the financial covenant requirements of the Fifth Amended Credit Agreement as of December 31, 2016.

Cash Convertible Senior Notes

For a detailed description of the Cash Convertible Notes, Cash Convertible Notes Hedges, Cash Conversion Derivative, and Warrants (as such terms are defined in Note 7 of the Notes to Consolidated Financial Statements) entered into in July 2013, refer to Note 7 of the Notes to Consolidated Financial Statements included in this Report. Aside from the initial premium paid, we will not be required to make any cash payments under the Cash Convertible Notes Hedges and could be entitled to receive an amount of cash from the option counterparties generally equal to the amount by which the market price per share of common stock exceeds the strike price of the Cash Convertible Note Hedges during the relevant valuation period. The strike price under the Cash Convertible Notes Hedges is initially equal to the conversion price of the Cash Convertible Notes. Although the Cash Convertible Notes are not currently convertible, the Cash Convertible Notes will become convertible into cash during any calendar quarter (and only during such calendar quarter) if the last reported sale price of our common stock for at least 20 trading days (whether or not consecutive) during a period of 30 consecutive trading days ending on the last trading day of the immediately preceding calendar quarter is greater than or equal to approximately \$25.30 per share. The last reported sale price of our common stock as reported on Nasdaq on March 1, 2017 was \$28.95 per share.

The estimated fair value based on the last traded price of the Cash Convertible Note at December 31, 2016 was \$187.7 million (as discussed in Note 9 of the Notes to Consolidated Financial Statements included in this Report). Additionally, if the market price per share of our common stock exceeds the strike price of the Warrants on any warrant exercise date, we will be obligated to issue to the option counterparties a number of shares based on the amount by which the then-current market price per share of our common stock exceeds the then-effective strike price of each Warrant. We will not receive any additional proceeds if the Warrants are exercised.

CareFirst Convertible Note

For a description of the CareFirst Convertible Note and CareFirst Warrants, refer to Note 7 of the Notes to Consolidated Financial Statements included in this Report.

General

We believe that cash flows from operating activities, our available cash, and our anticipated available credit under the Fifth Amended Credit Agreement will continue to enable us to meet our contractual obligations and fund our current operations and debt payments for at least the next 12 months. We cannot assure you that we would always be able to secure additional financing if needed and, if such funds were available, whether the terms or conditions would be acceptable to us.

If contract development accelerates or acquisition opportunities arise, we may need to issue additional debt or equity securities to provide the funding for these increased growth opportunities. We may also issue debt or equity securities in connection with future acquisitions or strategic alliances. We cannot assure you that we would be able to issue additional debt or equity securities on terms that would be acceptable to us.

Any material commitments for capital expenditures are included in the "Contractual Obligations" table below.

Contractual Obligations

The following schedule summarizes our contractual cash obligations as of December 31, 2016:

(in thousands)	Payments due by year ended December 31,				
	2017	2018-2019	2020-2021	2022 and After	Total
Deferred compensation plan payments ⁽¹⁾	\$ 6,023	\$ 148	\$ 203	\$ 1,239	\$ 7,613
Long-term debt and related interest ⁽²⁾	49,213	179,794	—	—	229,007
Operating lease obligations ⁽³⁾	5,699	10,763	3,858	963	21,283
Capital lease obligations ⁽⁴⁾	95	56	—	—	151
Severance and related obligations	4,942	3,539	—	—	8,481
Other contractual cash obligations ⁽⁵⁾	3,623	—	—	—	3,623
Total Contractual Cash Obligations	\$ 69,595	\$ 194,300	\$ 4,061	\$ 2,202	\$ 270,158

⁽¹⁾ Consists of payments under a non-qualified deferred compensation plan and long-term incentive cash awards.

⁽²⁾ Consists of scheduled principal payments and estimated interest payments on outstanding borrowings under the Fifth Amended Credit Agreement. Also includes payments in respect of the Cash Convertible Notes and payments of cash interest thereon. The Cash Convertible Notes will mature on July 1, 2018, unless earlier repurchased or converted into cash in accordance with their terms prior to such date (see Note 7 of the Notes to Consolidated Financial Statements included in this Report). Total estimated interest payments included in the table above are \$4.4 million for 2017 and \$1.1 million for 2018 and 2019 combined.

⁽³⁾ Excludes cash receipts from sublease contracts of \$4.6 million, \$11.2 million, \$11.4 million, and \$6.7 million, respectively.

⁽⁴⁾ Consists of scheduled principal payments on capital lease obligations. Estimated interest payments are zero.

⁽⁵⁾ Other contractual cash obligations primarily include payments related to a joint venture with Gallup that was transferred to Sharecare but for which we agreed to be responsible for two-thirds of the remaining payment obligations in respect of the purchase price to be paid in connection with Sharecare's acquisition of additional membership interest in the joint venture.

Off-Balance Sheet Arrangements

We do not have any off-balance sheet arrangements as of December 31, 2016.

Recent Relevant Accounting Standards

In May 2014, the Financial Accounting Standards Board ("FASB") issued ASU No. 2014-09, which creates Accounting Standards Codification ("ASC") Topic 606, "Revenue from Contracts with Customers" ("ASC Topic 606") and supersedes ASC Topic 605, "Revenue Recognition." The provisions of ASC Topic 606 provide for a single comprehensive principles-based standard for the recognition of revenue across all industries and expanded disclosure about the nature, amount, timing and uncertainty of revenue, as well as certain additional quantitative and qualitative disclosures. The standard is effective for annual periods beginning after December 15, 2017, including interim periods within those years. The guidance permits the use of either a retrospective or cumulative effect transition method. We have not yet selected a transition method. We are currently conducting analysis to quantify the adoption impact of the provisions of the new standard and evaluating our current contracts and revenue streams. The FASB has issued, and may issue in the future, interpretive guidance which may cause our evaluation to change. We believe we are following an appropriate timeline to allow for proper recognition, presentation and disclosure upon adoption effective the beginning of fiscal year 2018.

In August 2014, the FASB issued ASU No. 2014-15, "Presentation of Financial Statements – Going Concern: Disclosure of Uncertainties about an Entity's Ability to Continue as a Going Concern," which requires management to evaluate whether there is substantial doubt about the entity's ability to continue as a going concern and, if so, provide certain footnote disclosures. This ASU is effective for annual periods ending after

December 15, 2016, including interim reporting periods thereafter. This ASU was adopted in the fourth quarter of 2016 and did not have an impact on our financial statements or footnote disclosures.

In April 2015, the FASB issued ASU No. 2015-03, "Simplifying the Presentation of Debt Issuance Costs," which requires that debt issuance costs related to a recognized debt liability be presented in the balance sheet as a direct deduction from the carrying amount of the related debt liability, consistent with debt discounts. This ASU was adopted in the first quarter of 2016 and has been applied on a retrospective basis to all periods presented. The adoption of this standard resulted in debt issuance costs being presented as a direct deduction from the carrying amount of the related debt liability and totaled \$2.3 million and \$4.1 million as of December 31, 2016 and December 31, 2015, respectively.

In November 2015, the FASB issued ASU No. 2015-17, "Income Taxes: Balance Sheet Classification of Deferred Taxes" ("ASU 2015-17"), which simplifies the presentation of deferred income taxes by eliminating the separate classification of deferred income tax liabilities and assets into current and noncurrent amounts in the consolidated balance sheet. The amendments in ASU 2015-17 require that all deferred tax liabilities and assets be classified as noncurrent in the consolidated balance sheet. This ASU was adopted in the first quarter of 2016 and is presented prospectively.

In February 2016, the FASB issued ASU No. 2016-02, "Leases" ("ASU 2016-02"), which requires that lessees recognize assets and liabilities for leases with lease terms greater than twelve months in the statement of financial position. ASU 2016-02 also requires improved disclosures to help users of financial statements better understand the amount, timing and uncertainty of cash flows arising from leases. The update is effective for fiscal years beginning after December 15, 2018, including interim reporting periods within those years. We are currently evaluating the impact the adoption of ASU 2016-02 will have on our financial position, results of operations and cash flows.

In March 2016, the FASB Issued ASU No. 2016-09, "Compensation-Stock Compensation (Topic 718): Improvements to Employee Share-Based Payment Accounting" ("ASU 2016-09"), which we adopted on January 1, 2017. ASU 2016-09 requires all income tax effects of share-based awards to be recognized in the income statement, which were previously presented as a component of shareholders' equity, on a prospective basis. In addition, any excess tax benefits that were not previously recognized because the related tax deduction had not reduced current taxes payable are to be recorded on a modified retrospective basis through a cumulative-effect adjustment to retained earnings as of the beginning of the period of adoption, which resulted in an increase of \$6.5 million to our retained earnings as of January 1, 2017. Regarding the statement of cash flows, the standard (a) requires the presentation of excess tax benefits as an operating activity rather than as a financing activity and (b) that cash paid by the Company when directly withholding shares for tax withholding purposes be classified as a financing activity on a retrospective basis. The standard also allows for an accounting policy election to estimate the number of awards that are expected to vest or to account for forfeitures when they occur. We elected to account for forfeitures as they occur, which did not result in a material cumulative effect adjustment to our retained earnings as of January 1, 2017. Finally, the standard no longer allows windfall tax benefits to be included in the assumed proceeds when applying the treasury stock method for computing diluted earnings per share ("EPS"), which will result in share-based awards having a more dilutive effect on EPS.

In August 2016, the FASB issued ASU No. 2016-15, "Statement of Cash Flows" (Topic 230) ("ASU 2016-15"). ASU 2016-15 addresses how certain cash receipts and cash payments are presented and classified in the statement of cash flows. ASU 2016-15 is effective in the first quarter of 2018, with early adoption permitted, and is to be applied using a retrospective approach. We are currently evaluating the potential effects of adopting the provisions of ASU 2016-15.

In January 2017, the FASB issued ASU No. 2017-04, "Intangibles - Goodwill and Other", which simplifies the subsequent measurement of goodwill by eliminating step two from the goodwill impairment test. ASU No. 2017-04 is effective for annual and interim impairment tests in fiscal years beginning after December 15, 2019 and is required to be applied prospectively. Early adoption is allowed for annual goodwill impairment tests performed on testing dates after January 1, 2017. We have not yet determined the effect of the standard on our consolidated financial statements and related disclosures.

Item 7A. Quantitative and Qualitative Disclosures About Market Risk

Interest Rate Risk

We are subject to market risk related to interest rate changes, primarily as a result of the Fifth Amended Credit Agreement. Borrowings under the Fifth Amended Credit Agreement generally bear interest at variable rates based on a margin or spread in excess of either (1) one-month, two-month, three-month or six-month (or with the approval of affected lenders, nine-month or twelve-month) LIBOR or (2) the greatest of (a) the SunTrust Bank prime lending rate, (b) the federal funds rate plus 0.50% and (c) one-month LIBOR plus 1.00% (the "Base Rate"), as selected by the Company. The LIBOR margin varies between 1.75% and 3.00%, and the Base Rate margin varies between 0.75% and 2.00%, depending on our leverage ratio.

We estimate that a one-point interest rate change in our floating rate debt would have resulted in a change in interest expense of approximately \$0.6 million for the year ended December 31, 2016.

Item 8. Financial Statements and Supplementary Data

Report of Independent Registered Public Accounting Firm

To the Board of Directors and Stockholders of Tivity Health, Inc.

In our opinion, the accompanying consolidated balance sheets and the related consolidated statements of operations, comprehensive (income) loss, changes in stockholders' equity, and cash flows present fairly, in all material respects, the financial position of Tivity Health, Inc. and its subsidiaries at December 31, 2016 and December 31, 2015, and the results of their operations and their cash flows for each of the three years in the period ended December 31, 2016 in conformity with accounting principles generally accepted in the United States of America. Also in our opinion, the Company maintained, in all material respects, effective internal control over financial reporting as of December 31, 2016, based on criteria established in *Internal Control - Integrated Framework (2013)* issued by the Committee of Sponsoring Organizations of the Treadway Commission (COSO). The Company's management is responsible for these financial statements, for maintaining effective internal control over financial reporting and for its assessment of the effectiveness of internal control over financial reporting, included in Management's Annual Report on Internal Control over Financial Reporting appearing under Item 9A. Our responsibility is to express opinions on these financial statements and on the Company's internal control over financial reporting based on our integrated audits. We conducted our audits in accordance with the standards of the Public Company Accounting Oversight Board (United States). Those standards require that we plan and perform the audits to obtain reasonable assurance about whether the financial statements are free of material misstatement and whether effective internal control over financial reporting was maintained in all material respects. Our audits of the financial statements included examining, on a test basis, evidence supporting the amounts and disclosures in the financial statements, assessing the accounting principles used and significant estimates made by management, and evaluating the overall financial statement presentation. Our audit of internal control over financial reporting included obtaining an understanding of internal control over financial reporting, assessing the risk that a material weakness exists, and testing and evaluating the design and operating effectiveness of internal control based on the assessed risk. Our audits also included performing such other procedures as we considered necessary in the circumstances. We believe that our audits provide a reasonable basis for our opinions.

A company's internal control over financial reporting is a process designed to provide reasonable assurance regarding the reliability of financial reporting and the preparation of financial statements for external purposes in accordance with generally accepted accounting principles. A company's internal control over financial reporting includes those policies and procedures that (i) pertain to the maintenance of records that, in reasonable detail, accurately and fairly reflect the transactions and dispositions of the assets of the company; (ii) provide reasonable assurance that transactions are recorded as necessary to permit preparation of financial statements in accordance with generally accepted accounting principles, and that receipts and expenditures of the company are being made only in accordance with authorizations of management and directors of the company; and (iii) provide reasonable assurance regarding prevention or timely detection of unauthorized acquisition, use, or disposition of the company's assets that could have a material effect on the financial statements.

Because of its inherent limitations, internal control over financial reporting may not prevent or detect misstatements. Also, projections of any evaluation of effectiveness to future periods are subject to the risk that controls may become inadequate because of changes in conditions, or that the degree of compliance with the policies or procedures may deteriorate.

/s/ PricewaterhouseCoopers LLP
Nashville, Tennessee
March 6, 2017

TIVITY HEALTH, INC.
CONSOLIDATED BALANCE SHEETS
(In thousands)
ASSETS

	<u>December 31,</u> <u>2016</u>	<u>December 31,</u> <u>2015</u>
Current assets:		
Cash and cash equivalents	\$ 1,602	\$ 233
Accounts receivable, net	50,424	50,608
Prepaid expenses	3,409	7,662
Other current assets	2,250	2,508
Income taxes receivable	426	257
Deferred tax asset	—	7,717
Current assets held for sale within discontinued operations	—	65,802
Total current assets	<u>58,111</u>	<u>134,787</u>
Property and equipment:		
Leasehold improvements	10,144	10,009
Computer equipment and related software	23,024	21,832
Furniture and office equipment	8,670	10,136
Capital projects in process	2,079	1,089
	<u>43,917</u>	<u>43,066</u>
Less accumulated depreciation	<u>(35,586)</u>	<u>(33,470)</u>
	8,331	9,596
Other assets	6,688	509
Cash convertible notes hedges	48,361	12,632
Long-term deferred tax asset	59,562	—
Intangible assets, net	29,049	29,526
Goodwill, net	334,680	336,974
Long-term assets held for sale within discontinued operations	—	188,900
Total assets	<u>\$ 544,782</u>	<u>\$ 712,924</u>

See accompanying notes to the Consolidated Financial Statements.

TIVITY HEALTH, INC.
CONSOLIDATED BALANCE SHEETS
(In thousands, except share and per share data)
LIABILITIES AND STOCKHOLDERS' EQUITY

	December 31, 2016	December 31, 2015
Current liabilities:		
Accounts payable	\$ 26,029	\$ 21,184
Accrued salaries and benefits	18,686	7,240
Accrued liabilities	33,623	28,384
Other current liabilities	397	226
Current portion of long-term debt	46,046	23,308
Current portion of long-term liabilities	7,582	6,204
Current liabilities held for sale within discontinued operations	—	75,644
Total current liabilities	<u>132,363</u>	<u>162,190</u>
Long-term debt	164,297	208,289
Long-term deferred tax liability	—	23,617
Cash conversion derivative	48,361	12,632
Other long-term liabilities	10,463	25,606
Stockholders' equity:		
Preferred stock \$.001 par value, 5,000,000 shares authorized, none outstanding	—	—
Common stock \$.001 par value, 120,000,000 shares authorized, 38,933,580 and 36,079,446 shares outstanding	39	36
Additional paid-in capital	341,270	303,687
(Accumulated deficit) retained earnings	(119,327)	9,288
Treasury stock, at cost, 2,254,953 shares in treasury	(28,182)	(28,182)
Accumulated other comprehensive loss	(4,502)	(4,239)
Total stockholders' equity	<u>189,298</u>	<u>280,590</u>
Total liabilities and stockholders' equity	<u>\$ 544,782</u>	<u>\$ 712,924</u>

See accompanying notes to the Consolidated Financial Statements.

TIVITY HEALTH, INC.
CONSOLIDATED STATEMENTS OF OPERATIONS
(In thousands, except earnings per share data)

	Year Ended December 31,		
	2016	2015	2014
Revenues	\$ 500,998	\$ 452,092	\$ 405,263
Cost of services (exclusive of depreciation and amortization of \$3,468, \$5,440, and \$4,974, respectively, included below)	357,120	318,060	272,400
Selling, general and administrative expenses	39,478	35,546	32,075
Depreciation and amortization	4,085	6,869	7,035
Restructuring and related charges	4,933	702	—
Legal settlement charges	—	—	5,910
Operating income	95,382	90,915	87,843
Interest expense	17,318	17,996	17,449
Income before income taxes	78,064	72,919	70,394
Income tax expense	21,973	29,285	27,558
Net income from continuing operations	\$ 56,091	\$ 43,634	\$ 42,836
Loss from discontinued operations, net of income tax benefit	(184,706)	(74,952)	(48,397)
Net loss	\$ (128,615)	\$ (31,318)	\$ (5,561)
Less: net income (loss) attributable to non-controlling interest	496	(371)	—
Net loss attributable to Tivity Health, Inc.	\$ (129,111)	\$ (30,947)	\$ (5,561)
Earnings (loss) per share attributable to Tivity Health, Inc. - basic:			
Continuing operations	\$ 1.52	\$ 1.22	\$ 1.21
Discontinued operations	\$ (5.01)	\$ (2.08)	\$ (1.37)
Net loss	\$ (3.49)	\$ (0.86)	\$ (0.16)
Earnings (loss) per share attributable to Tivity Health, Inc. - diluted:			
Continuing operations	\$ 1.47	\$ 1.18	\$ 1.18
Discontinued operations	\$ (4.86)	\$ (2.02)	\$ (1.33)
Net loss	\$ (3.39)	\$ (0.84)	\$ (0.15)
Comprehensive loss	\$ (128,878)	\$ (33,509)	\$ (7,202)
Weighted average common shares and equivalents:			
Basic	36,999	35,832	35,302
Diluted	38,075	36,854	36,346

See accompanying notes to the Consolidated Financial Statements.

TIVITY HEALTH, INC.
CONSOLIDATED STATEMENTS OF COMPREHENSIVE INCOME (LOSS)
(In thousands)

	Year Ended December 31,		
	2016	2015	2014
Net loss	\$ (128,615)	\$ (31,318)	\$ (5,561)
Other comprehensive income (loss), net of tax			
Net change in fair value of interest rate swaps, net of income tax of \$157, \$1, and \$44, respectively	239	103	171
Foreign currency translation adjustment	(502)	(2,294)	(1,812)
Total other comprehensive loss, net of tax	\$ (263)	\$ (2,191)	\$ (1,641)
Comprehensive loss	\$ (128,878)	\$ (33,509)	\$ (7,202)

See accompanying notes to the Consolidated Financial Statements.

TIVITY HEALTH, INC.
CONSOLIDATED STATEMENT OF CHANGES IN STOCKHOLDERS' EQUITY
(In thousands)

	Preferred Stock	Common Stock	Additional Paid-in Capital	Retained Earnings (Accumulated Deficit)	Treasury Stock	Accumulated Other Comprehensive Income (Loss)	Total
Balance, December 31, 2013	\$ —	\$ 35	\$ 283,244	\$ 48,000	(28,182)	\$ (407)	\$ 302,690
Comprehensive loss	—	—	—	(5,561)	—	(1,641)	(7,202)
Exercise of stock options	—	—	2,851	—	—	—	2,851
Tax effect of stock options and restricted stock units	—	—	(3,737)	—	—	—	(3,737)
Share-based employee compensation expense	—	—	8,349	—	—	—	8,349
Issuance of CareFirst Warrants	—	—	1,639	—	—	—	1,639
Balance, December 31, 2014	<u>\$ —</u>	<u>\$ 35</u>	<u>\$ 292,346</u>	<u>\$ 42,439</u>	<u>\$ (28,182)</u>	<u>\$ (2,048)</u>	<u>\$ 304,590</u>
Comprehensive loss	—	—	—	(31,318)	—	(2,191)	(33,509)
Exercise of stock options	—	1	2,466	—	—	—	2,467
Repurchase of common stock	—	—	—	(1,833)	—	—	(1,833)
Tax effect of stock options and restricted stock units	—	—	(5,617)	—	—	—	(5,617)
Share-based employee compensation expense	—	—	10,469	—	—	—	10,469
Issuance of CareFirst Warrants	—	—	2,408	—	—	—	2,408
Proceeds from non-controlling interest	—	—	1,615	—	—	—	1,615
Balance, December 31, 2015	<u>\$ —</u>	<u>\$ 36</u>	<u>\$ 303,687</u>	<u>\$ 9,288</u>	<u>\$ (28,182)</u>	<u>\$ (4,239)</u>	<u>\$ 280,590</u>
Comprehensive loss	—	—	—	(128,615)	—	(263)	(128,878)
Exercise of stock options	—	2	10,000	—	—	—	10,002
Tax effect of stock options and restricted stock units	—	—	(8,947)	—	—	—	(8,947)
Share-based employee compensation expense	—	—	17,538	—	—	—	17,538
Issuance of CareFirst Warrants	—	—	192	—	—	—	192
Conversion of CareFirst note	—	1	19,999	—	—	—	20,000
Settlement of non-controlling interest	—	—	(1,199)	—	—	—	(1,199)
Balance, December 31, 2016	<u>\$ —</u>	<u>\$ 39</u>	<u>\$ 341,270</u>	<u>\$ (119,327)</u>	<u>\$ (28,182)</u>	<u>\$ (4,502)</u>	<u>\$ 189,298</u>

See accompanying notes to the Consolidated Financial Statements.

TIVITY HEALTH, INC.
CONSOLIDATED STATEMENTS OF CASH FLOWS
(in thousands)

	Year Ended December 31,		
	2016	2015	2014
Cash flows from operating activities:			
Net income from continuing operations	\$ 56,091	\$ 43,634	\$ 42,836
Net loss from discontinued operations	(184,706)	(74,952)	(48,397)
Adjustments to reconcile net income (loss) to net cash provided by operating activities, net of business acquisitions:			
Depreciation and amortization	31,292	49,855	53,378
Amortization of deferred loan costs	2,209	2,520	1,855
Amortization of debt discount	7,564	7,148	6,757
Share-based employee compensation expense	17,538	10,469	8,349
Loss on sale of MeYou Health	5,325	—	—
Loss on sale of TPHS business	192,034	—	—
Gain on sale of Navvis business	—	(1,873)	—
Equity in (income) loss from joint ventures	(271)	20,229	—
Deferred income taxes	(75,942)	(5,916)	(6,972)
Excess tax benefits from share-based payment arrangements	—	—	(525)
Decrease (increase) in accounts receivable, net	8,330	16,971	(38,130)
Decrease in other current assets	2,819	2,796	1,589
(Decrease) increase in accounts payable	(3,376)	5,248	(9,343)
(Decrease) increase in accrued salaries and benefits	(8,755)	(4,345)	3,165
(Decrease) increase in other current liabilities	(4,825)	(11,764)	26,990
Other	(7,425)	940	10,546
Net cash flows provided by operating activities	\$ 37,902	\$ 60,960	\$ 52,098
Cash flows from investing activities:			
Acquisition of property and equipment	\$ (14,474)	\$ (34,730)	\$ (42,991)
Investment in joint ventures	(1,298)	(5,881)	(7,050)
Proceeds from sale of MeYou Health	5,156	—	—
Proceeds from sale of Navvis	—	4,369	—
Payments related to sale of TPHS business	(27,469)	—	—
Other	(787)	(1,121)	(1,164)
Net cash flows used in investing activities	\$ (38,872)	\$ (37,363)	\$ (51,205)
Cash flows from financing activities:			
Proceeds from issuance of long-term debt	515,666	572,981	467,126
Payments of long-term debt	(527,115)	(597,837)	(481,515)
Excess tax benefits from share-based payment arrangements	—	—	525
Exercise of stock options	10,002	2,467	2,851
Repurchase of common stock	—	(1,833)	—
Deferred loan costs	(424)	(892)	(391)
Proceeds from non-controlling interest	—	1,615	—
Change in cash overdraft and other	2,834	1,648	11,227
Net cash flows provided by (used in) financing activities	\$ 963	\$ (21,851)	\$ (177)
Effect of exchange rate changes on cash	\$ (261)	\$ (1,641)	\$ (1,535)
Less: net (decrease) increase in discontinued operations cash and cash equivalents	\$ (1,637)	\$ 388	\$ (347)

Net increase (decrease) in cash and cash equivalents	<u>\$ 1,369</u>	<u>\$ (283)</u>	<u>\$ (472)</u>
Cash and cash equivalents, beginning of period	<u>233</u>	<u>516</u>	<u>988</u>
Cash and cash equivalents, end of period	<u>\$ 1,602</u>	<u>\$ 233</u>	<u>\$ 516</u>
Supplemental disclosure of cash flow information:			
Cash paid during the period for interest	<u>\$ 7,474</u>	<u>\$ 8,303</u>	<u>\$ 9,503</u>
Cash paid during the period for income taxes	<u>\$ 1,458</u>	<u>\$ 262</u>	<u>\$ 2,399</u>
Noncash Activities:			
Issuance of CareFirst Warrants	<u>\$ 192</u>	<u>\$ 2,408</u>	<u>\$ 1,639</u>
Assets acquired through capital lease obligation	<u>\$ —</u>	<u>\$ 898</u>	<u>\$ 6,702</u>
Conversion of CareFirst Convertible Note	<u>\$ 20,000</u>	<u>\$ —</u>	<u>\$ —</u>

See accompanying notes to the Consolidated Financial Statements.

NOTES TO CONSOLIDATED FINANCIAL STATEMENTS
Years Ended December 31, 2016, 2015, and 2014

1. Summary of Significant Accounting Policies

Tivity Health, Inc. was founded and incorporated in Delaware in 1981. Through our three programs, SilverSneakers® senior fitness, Prime® fitness and WholeHealth Living™, we are focused on targeted population health for those aged 50 and older. In January 2017, we rebranded and changed the name of the Company from Healthways, Inc. to Tivity Health, Inc. to better align with our portfolio of fitness and health improvement programs.

Our results from continuing operations do not include the results of the total population health services ("TPHS") business, which we sold effective July 31, 2016. The TPHS business included our partnerships with Blue Zones, LLC and Dr. Dean Ornish (the Blue Zones Project by Healthways™ and Dr. Dean Ornish's Program for Reversing Heart Disease™, respectively), our joint venture with Gallup, Inc. ("Gallup"), Navvis Healthcare, LLC ("Navvis"), MeYou Health, LLC ("MeYou Health"), and our international operations, including our joint venture with SulAmérica. While Navvis and MeYou Health were part of our TPHS business, they were sold separately to other buyers in November 2015 and June 2016, respectively. Results of operations for the TPHS business have been classified as discontinued operations for all periods presented in the accompanying Consolidated Financial Statements.

On March 11, 2015, we formed a joint venture with SulAmérica, one of the largest independent insurers in Brazil, to sell total population health services to the Brazilian market. With its contribution, SulAmérica acquired a 49% interest in the joint venture, Healthways Brasil Servicos de Consultoria LTDA ("Healthways Brazil"). We determined that our interest in Healthways Brazil represented a controlling financial interest and, therefore, prior to selling the TPHS business, consolidated the financial statements of Healthways Brazil and presented a non-controlling interest for the portion owned by SulAmérica. The net assets and results of operations of Healthways Brazil are included within discontinued operations in the accompanying Consolidated Financial Statements.

We have reclassified certain items in prior periods to conform to current classifications. As used throughout these notes to the Consolidated Financial Statements, unless the context otherwise indicates, the terms "we," "us," "our," or the "Company" refer collectively to Tivity Health, Inc. and its wholly-owned subsidiaries.

- a. Principles of Consolidation – See discussion above regarding the TPHS business, including a non-controlling interest. We have eliminated all intercompany profits, transactions and balances.
- b. Cash and Cash Equivalents - Cash and cash equivalents primarily include cash on deposit.
- c. Accounts Receivable, net - Accounts receivable includes billed and unbilled amounts. Billed receivables represent fees that are contractually due for services performed, net of contractual allowances (reflected as a reduction of revenue) and allowances for doubtful accounts (reflected as selling, general and administrative expenses). These combined allowances totaled \$0.7 million at both December 31, 2016 and December 31, 2015. Unbilled receivables primarily represent fees recognized for monthly member utilization of fitness facilities under our SilverSneakers fitness solution, billed one month in arrears. Historically, we have experienced minimal instances of customer non-payment and therefore consider our accounts receivable to be collectible; however, we provide reserves, when appropriate, for doubtful accounts and for contractual allowances (such as data reconciliation differences) on a specific identification basis.
- d. Property and Equipment - Property and equipment is carried at cost and includes expenditures that increase value or extend useful lives. We recognize depreciation using the straight-line method over useful lives of three to seven years for computer software and hardware and four to seven years for furniture and other office equipment. Leasehold improvements are depreciated over the shorter of the estimated life of the asset or the life of the lease, which ranges from two to fifteen years. Depreciation expense for the years ended December 31, 2016, 2015, and 2014 was \$3.6 million, \$6.3 million, and \$6.5 million, respectively, including depreciation of assets recorded under capital leases.
- e. Other Assets - Other assets consist primarily of an adjustable convertible equity right (see Note 3).

f. Intangible Assets - Intangible assets subject to amortization include customer contracts, acquired technology, and distributor and provider networks, which we amortized on a straight-line basis over estimated useful lives ranging from three to ten years. All intangible assets subject to amortization were fully amortized at December 31, 2016.

We assess the potential impairment of intangible assets subject to amortization whenever events or changes in circumstances indicate that the carrying values may not be recoverable. If we determine that the carrying value of identifiable intangible assets may not be recoverable, we calculate any impairment using an estimate of the asset's fair value based on the estimated price that would be received to sell the asset in an orderly transaction between market participants.

Intangible assets not subject to amortization at December 31, 2016 and 2015 consist of a trade name of \$29.0 million. We review intangible assets not subject to amortization on an annual basis or more frequently whenever events or circumstances indicate that the assets might be impaired. See Note 5 for further information on intangible assets.

g. Goodwill - We recognize goodwill for the excess of the purchase price over the fair value of tangible and identifiable intangible net assets of businesses that we acquire.

We review goodwill for impairment at the reporting unit level (operating segment or one level below an operating segment) on an annual basis (during the fourth quarter the fiscal year) or more frequently whenever events or circumstances indicate that the carrying value may not be recoverable. Following the sale of the TPHS business effective July 31, 2016, a single reporting unit remains.

We may elect to perform a qualitative assessment to determine whether it is more likely than not that the fair value of the reporting unit is less than its carrying value. If we conclude during the qualitative assessment that this is the case or if we elect not to perform a qualitative assessment, we perform a quantitative review as described below.

During a quantitative review of goodwill, we estimate the fair value of a reporting unit using a combination of a discounted cash flow model and a market-based approach, and in the event we were to have multiple reporting units, we reconcile the aggregate fair value of our reporting units to our consolidated market capitalization. Estimating fair value requires significant judgments, including management's estimate of future cash flows, which is dependent on internal forecasts, estimation of the long-term growth rate for our business, the useful life over which cash flows will occur, and determination of our weighted average cost of capital, as well as relevant comparable company earnings multiples for the market-based approach. Changes in these estimates and assumptions could materially affect the estimate of fair value and potential goodwill impairment for a reporting unit.

If we determine that the carrying value of goodwill is impaired, we calculate any impairment using a fair-value based goodwill impairment test as required by U.S. GAAP. The fair value of a reporting unit is the price that would be received upon a sale of the unit as a whole in an orderly transaction between market participants at the measurement date.

h. Accounts Payable - Accounts payable consists of short-term trade obligations and includes cash overdrafts attributable to disbursements not yet cleared by the bank.

i. Income Taxes - We file a consolidated federal income tax return that includes all of our wholly-owned subsidiaries. U.S. GAAP generally require that we record deferred income taxes for the tax effect of differences between the book and tax bases of our assets and liabilities. We recognize the tax benefit from an uncertain tax position only if it is more likely than not that the tax position will be sustained on examination by the taxing authorities, based on the technical merits of the position. The tax benefits recognized in the financial statements from such a position are measured based on the largest benefit that has a greater than 50% likelihood of being realized upon ultimate settlement.

Valuation allowances are established when necessary to reduce deferred tax assets to the amounts that are expected to be realized. When we determine that it is more likely than not that we will be able to realize our deferred tax assets in the future, an adjustment to the deferred tax asset is made and reflected in income.

j. Revenue Recognition - We recognize revenue as services are performed when persuasive evidence of an arrangement exists, collectability is reasonably assured, and amounts are fixed or determinable.

Our fees are generally billed per member per month ("PMPM"), upon member participation, or a combination of both. For PMPM fees, we generally determine our contract fees by multiplying the contractually negotiated PMPM rate by the number of members eligible for or receiving our services during the month. Some of our contracts, predominantly within the now disposed TPHS business, were performance-based and placed a portion of our fees at risk based on achieving certain performance metrics, cost savings, and/or clinical outcomes improvements.

We generally bill our customers each month for the entire amount of the fees contractually due for the prior month's enrollment, which typically includes the amount, if any, that is performance-based and may be subject to refund should we not meet performance targets. Fees for participation are typically billed in the month after the services are provided.

We recognize revenue as follows: (1) we recognize the fixed portion of PMPM fees and fees for service as revenue during the period we perform our services; and (2) we recognize performance-based revenue based on the most recent assessment of our performance, which represents the amount that the customer would legally be obligated to pay if the contract were terminated as of the latest balance sheet date.

We are currently evaluating the impact that the adoption of ASU No. 2014-09 (as discussed under "Recent Relevant Accounting Standards" below) will have on our revenue recognition policies and procedures, financial position, results of operations, cash flows, financial disclosures, and control framework.

k. Earnings (Loss) Per Share – We calculate basic earnings (loss) per share using weighted average common shares outstanding during the period. We calculate diluted earnings (loss) per share using weighted average common shares outstanding during the period plus the effect of all dilutive potential common shares outstanding during the period unless the impact would be anti-dilutive. See Note 15 for a reconciliation of basic and diluted earnings (loss) per share.

l. Share-Based Compensation – We recognize all share-based payments to employees in the consolidated statements of operations over the required vesting period based on estimated fair values at the date of grant. See Note 13 for further information on share-based compensation.

m. Derivative Instruments and Hedging Activities – We use derivative instruments to manage risks related to interest expense and the cash convertible senior notes (as discussed in Note 7). We account for derivatives in accordance with Financial Accounting Standards Board ("FASB") Accounting Standard Codification ("ASC") Topic 815, which establishes accounting and reporting standards requiring that certain derivative instruments be recorded on the balance sheet as either an asset or liability measured at fair value. Additionally, changes in the derivative's fair value will be recognized currently in earnings unless specific hedge accounting criteria are met. As permitted under our master netting arrangements, the fair value amounts of our interest rate swaps are presented on a net basis by counterparty in the consolidated balance sheets. See Note 10 for further information on derivative instruments and hedging activities.

n. Management Estimates – In preparing our consolidated financial statements in conformity with U.S. GAAP, management must make estimates and assumptions that affect: (1) the reported amounts of assets and liabilities and disclosure of contingent assets and liabilities at the date of the financial statements; and (2) the reported amounts of revenues and expenses during the reporting period. Actual results could differ from those estimates.

2. Recent Relevant Accounting Standards

In May 2014, the Financial Accounting Standards Board ("FASB") issued Accounting Standard Update ("ASU") No. 2014-09, which creates Accounting Standards Codification ("ASC") Topic 606, "Revenue from Contracts with Customers" ("ASC Topic 606") and supersedes ASC Topic 605, "Revenue Recognition." The provisions of ASC Topic 606 provide for a single comprehensive principles-based standard for the recognition of revenue across all industries and expanded disclosure about the nature, amount, timing and uncertainty of revenue, as well as certain additional quantitative and qualitative disclosures. The standard is effective for annual periods beginning after December 15, 2017, including interim periods within those years. The guidance permits the use of either a retrospective or cumulative effect transition method. We have not yet selected a transition method. We are currently conducting analysis to quantify the adoption impact of the provisions of the new standard and evaluating our current contracts and revenue streams. The FASB has issued, and may issue in the

future, interpretive guidance which may cause our evaluation to change. We believe we are following an appropriate timeline to allow for proper recognition, presentation and disclosure upon adoption effective the beginning of fiscal year 2018.

In August 2014, the FASB issued ASU No. 2014-15, "Presentation of Financial Statements – Going Concern: Disclosure of Uncertainties about an Entity's Ability to Continue as a Going Concern," which requires management to evaluate whether there is substantial doubt about the entity's ability to continue as a going concern and, if so, provide certain footnote disclosures. This ASU is effective for annual periods ending after December 15, 2016, including interim reporting periods thereafter. This ASU was adopted in the fourth quarter of 2016 and did not have an impact on our financial statements or footnote disclosures.

In April 2015, the FASB issued ASU No. 2015-03, "Simplifying the Presentation of Debt Issuance Costs," which requires that debt issuance costs related to a recognized debt liability be presented in the balance sheet as a direct deduction from the carrying amount of the related debt liability, consistent with debt discounts. This ASU was adopted in the first quarter of 2016 and has been applied on a retrospective basis to all periods presented. The adoption of this standard resulted in debt issuance costs being presented as a direct deduction from the carrying amount of the related debt liability and totaled \$2.3 million and \$4.1 million as of December 31, 2016 and December 31, 2015, respectively.

In November 2015, the FASB issued ASU No. 2015-17, "Income Taxes: Balance Sheet Classification of Deferred Taxes" ("ASU 2015-17"), which simplifies the presentation of deferred income taxes by eliminating the separate classification of deferred income tax liabilities and assets into current and noncurrent amounts in the consolidated balance sheet. The amendments in ASU 2015-17 require that all deferred tax liabilities and assets be classified as noncurrent in the consolidated balance sheet. This ASU was adopted in the first quarter of 2016 and is presented prospectively.

In February 2016, the FASB issued ASU No. 2016-02, "Leases" ("ASU 2016-02"), which requires that lessees recognize assets and liabilities for leases with lease terms greater than twelve months in the statement of financial position. ASU 2016-02 also requires improved disclosures to help users of financial statements better understand the amount, timing and uncertainty of cash flows arising from leases. The update is effective for fiscal years beginning after December 15, 2018, including interim reporting periods within those years. We are currently evaluating the impact the adoption of ASU 2016-02 will have on our financial position, results of operations and cash flows.

In March 2016, the FASB Issued ASU No. 2016-09, "Compensation-Stock Compensation (Topic 718): Improvements to Employee Share-Based Payment Accounting" ("ASU 2016-09"), which we adopted on January 1, 2017. ASU 2016-09 requires all income tax effects of share-based awards to be recognized in the income statement, which were previously presented as a component of shareholders' equity, on a prospective basis. In addition, any excess tax benefits that were not previously recognized because the related tax deduction had not reduced current taxes payable are to be recorded on a modified retrospective basis through a cumulative-effect adjustment to retained earnings as of the beginning of the period of adoption, which will result in an increase of \$6.5 million to our retained earnings as of January 1, 2017. Regarding the statement of cash flows, the standard requires the presentation of excess tax benefits as an operating activity rather than as a financing activity and that cash paid by the Company when directly withholding shares for tax withholding purposes be classified as a financing activity on a retrospective basis. The standard also allows for an accounting policy election to estimate the number of awards that are expected to vest or to account for forfeitures when they occur. We elected to account for forfeitures as they occur, which did not result in a material cumulative effect adjustment to our retained earnings as of January 1, 2017. Finally, the standard no longer allows windfall tax benefits to be included in the assumed proceeds when applying the treasury stock method for computing diluted earnings per share ("EPS"), which will result in share-based awards having a more dilutive effect on EPS.

In August 2016, the FASB issued ASU No. 2016-15, "Statement of Cash Flows" (Topic 230) ("ASU 2016-15"). ASU No. 2016-15 addresses how certain cash receipts and cash payments are presented and classified in the statement of cash flows. ASU 2016-15 is effective in the first quarter of 2018, with early adoption permitted, and is to be applied using a retrospective approach. The company is currently evaluating the potential effects of adopting the provisions of ASU 2016-15.

In January 2017, the FASB issued ASU No. 2017-04, "Intangibles - Goodwill and Other", which simplifies the subsequent measurement of goodwill by eliminating step two from the goodwill impairment test. ASU No. 2017-04 is effective for annual and interim impairment tests in fiscal years beginning after December 15, 2019 and is required to be applied prospectively. Early adoption is allowed for annual goodwill impairment tests performed on testing dates after January 1, 2017. We have not yet determined the effect of the standard on our consolidated financial statements and related disclosures.

3. Discontinued Operations

On July 27, 2016, we entered into a Membership Interest Purchase Agreement (the "Purchase Agreement") with Sharecare, Inc. ("Sharecare"), and Healthways SC, LLC ("Healthways SC"), a newly formed Delaware limited liability company and wholly owned subsidiary of the Company, pursuant to which Sharecare acquired the TPHS business, which closed effective July 31, 2016 ("Closing").

At Closing, Sharecare delivered to the Company an Adjustable Convertible Equity Right (the "ACER") with an initial face value of \$30.0 million, which will be convertible into shares of common stock of Sharecare 24 months after the Closing, at an initial conversion price of \$249.87 per share, subject to customary adjustment for stock splits, stock dividends and other reorganizations of Sharecare. Additionally, pursuant to the Purchase Agreement, we paid Sharecare \$25.0 million in cash at the Closing to fund projected losses of the TPHS business during the year following the Closing (the "Transition Year"). Pursuant to Sharecare's acquisition of the TPHS business, our ownership interest in the joint venture with Gallup was transferred to Sharecare. We agreed with Sharecare to be responsible for two-thirds of the remaining payment obligations in respect of the purchase price to be paid in connection with Sharecare's acquisition of additional membership interest in the joint venture. This obligation is currently expected to result in aggregate payments by us of approximately \$4.2 million, payable in five equal quarterly installments that began in the fourth quarter of the 2016 calendar year and end in the fourth quarter of the 2017 calendar year. As of December 31, 2016, this obligation totaled \$3.3 million and was included in accrued liabilities.

The Purchase Agreement provided for post-closing adjustments based on (i) net working capital (which is expected to result in an increase in the face amount of the ACER due to a net working capital surplus, as further discussed below), (ii) negative cash flows of the TPHS business during the Transition Year in excess of \$25.0 million (which may result in a reduction in the face amount of the ACER up to a maximum reduction of \$20.0 million), and (iii) any successful claims for indemnification by Sharecare (which may result in a reduction in the face amount of the ACER, unless the Company elects, in its sole discretion, to satisfy any such successful claims with cash payments).

We recorded the ACER net of the \$20.0 million face value maximum negative cash flow adjustment, or \$10.0 million face value, at its estimated fair value of \$2.7 million as of the Closing. We have classified this amount as an equity receivable included in other assets. We will record the \$20.0 million face value contingent portion of the ACER at its estimated fair value as of the date the contingency is resolved, expected to be approximately 12 months from Closing. As of December 31, 2016, we recorded an estimate of the net working capital adjustment (a surplus), which resulted in an estimated fair value of the ACER of \$5.7 million. The working capital adjustment is subject to the review process set forth in the Purchase Agreement.

The terms of the Purchase Agreement also impacted other existing contractual commitments, including the elimination of the minimum fee requirements under our technology services outsourcing agreement with HP Enterprise Services, LLC ("HP").

Effective July 31, 2016, in connection with the Closing, the Company and CareFirst Holdings, LLC ("CareFirst"), agreed to terminate the Investment Agreement between them (see Note 7). Also in connection with the Closing, all of the Commercial Agreements (defined in Note 7) between the Company and CareFirst relating to the TPHS business were transferred to Healthways SC that, effective at the Closing, became a wholly-owned subsidiary of Sharecare. As a result, CareFirst no longer has the opportunity to earn CareFirst Warrants in respect of the periods following the Closing. The Convertible Note, the Registration Rights Agreement and the CareFirst Warrants previously issued to CareFirst were not affected by the termination of the Investment Agreement.

The following table presents the aggregate carrying amounts of the major classes of assets and liabilities related to the disposition of the TPHS business:

(In thousands)	December 31, 2015	
Cash and cash equivalents	\$	1,637
Accounts receivable, net		57,587
Prepaid expenses		2,545
Other current assets		2,722
Income taxes receivable		819
Deferred tax asset		492
Property and equipment, net		146,404
Other assets		10,705
Intangible assets, net		31,791
Total assets	\$	254,702
Accounts payable	\$	19,851
Accrued salaries and benefits		14,380
Accrued liabilities		21,690
Deferred revenue		6,931
Contract billings in excess of earned revenue		12,792
Total liabilities	\$	75,644

The following table presents financial results of the TPHS business included in "loss from discontinued operations" for the years ended December 31, 2016, 2015, and 2014.

(In thousands)	Year Ended December 31,		
	2016	2015	2014
Revenues	\$ 151,780	\$ 318,506	\$ 336,920
Cost of services	173,302	317,849	325,243
Selling, general & administrative expenses	18,594	32,928	33,434
Depreciation and amortization	27,207	42,986	46,343
Restructuring and related charges	8,626	14,395	—
Legal settlement charges	—	—	11,805
Equity in income (loss) from joint ventures	243	(20,229)	(637)
Pretax loss on discontinued operations	(75,706)	(109,881)	(80,542)
Pretax gain on sale of Navvis business	—	1,873	—
Pretax loss on sale of MeYou Health business	(4,826)	—	—
Pretax loss on sale of TPHS business	(202,095)	—	—
Total pretax loss on discontinued operations	(282,627)	(108,008)	(80,542)
Income tax benefit	(97,921)	(33,056)	(32,145)
Loss from discontinued operations, net of income tax benefit	\$ (184,706)	\$ (74,952)	\$ (48,397)

The depreciation, amortization and significant operating and investing non-cash items of the discontinued operations were as follows:

(In thousands)	Year Ended December 31,		
	2016	2015	2014
Depreciation and amortization on discontinued operations	\$ 27,207	\$ 42,986	\$ 46,343
Capital expenditures on discontinued operations	10,258	29,984	38,669
Assets acquired through capital lease obligations	—	898	6,321
Share-based compensation on discontinued operations	10,144	3,404	3,359

4. Goodwill

The change in carrying amount of goodwill during the years ended December 31, 2016, 2015, and 2014 is shown below:

(In thousands)	
Balance, December 31, 2013	\$ 338,800
Other adjustments	—
Balance, December 31, 2014	<u>338,800</u>
Navvis sale	(1,826)
Balance, December 31, 2015	<u>336,974</u>
MeYou Health sale	(2,294)
Balance, December 31, 2016	<u><u>\$ 334,680</u></u>

On November 1, 2015, we sold Navvis, a provider of healthcare consulting and advisory services, for \$4.4 million in cash, which resulted in a gain of \$1.9 million.

In June 2016, we sold the assets of MeYou Health, a wholly-owned subsidiary of the Company that was engaged in the business of developing and delivering certain digital health applications, for \$5.5 million in cash and additional contingent consideration up to \$1.5 million, which resulted in a loss of \$4.8 million. This loss is included in loss from discontinued operations in our consolidated statement of comprehensive income (loss) for the year ended December 31, 2016.

No goodwill was allocated to the disposal group in connection with the sale of the TPHS business.

As of December 31, 2016 and December 31, 2015, the gross amount of goodwill totaled \$517.0 million and \$519.3 million, respectively, and we had accumulated impairment losses of \$182.4 million.

5. Intangible Assets

Intangible assets subject to amortization at December 31, 2016 consisted of the following.

(In thousands)	Gross Carrying Amount	Accumulated Amortization	Net
Acquired technology	\$ 6,422	\$ (6,422)	—
Distributor and provider networks	8,709	(8,709)	—
Total	<u>\$ 15,131</u>	<u>\$ (15,131)</u>	<u>\$ —</u>

Intangible assets subject to amortization at December 31, 2015 consisted of the following:

(In thousands)	Gross Carrying Amount	Accumulated Amortization	Net
Acquired technology	\$ 6,422	\$ (6,422)	—
Distributor and provider networks	8,709	(8,232)	477
Total	<u>\$ 15,131</u>	<u>\$ (14,654)</u>	<u>\$ 477</u>

As all intangible assets subject to amortization were fully amortized as of December 31, 2016, no amortization expense is expected over the next five years and thereafter. Total amortization expense for the years ended December 31, 2016, 2015, and 2014 was \$0.5 million for each of these years.

Intangible assets not subject to amortization at December 31, 2016 and 2015 consist of a tradename of \$29.0 million.

Intangible assets related to the disposition of the TPHS business include the following:

(In thousands)	<u>Gross Carrying Amount</u>	<u>Accumulated Amortization</u>	<u>Net</u>
Customer contracts	\$ 12,170	\$ (12,044)	\$ 126
Acquired technology	12,126	(11,525)	601
Patents	24,832	(19,121)	5,711
Perpetual license to survey-based data	32,000	(6,695)	25,305
Other	530	(482)	48
Total	<u>\$ 81,658</u>	<u>\$ (49,867)</u>	<u>\$ 31,791</u>

6. Income Taxes

Income tax expense is comprised of the following:

(In thousands)	<u>Year Ended December 31,</u>		
	<u>2016</u>	<u>2015</u>	<u>2014</u>
Current taxes			
Federal	\$ (426)	\$ 457	\$ 483
State	311	670	263
Deferred taxes			
Federal	18,910	23,342	22,936
State	3,178	4,816	3,876
Total	<u>\$ 21,973</u>	<u>\$ 29,285</u>	<u>\$ 27,558</u>

Deferred income taxes reflect the net tax effects of temporary differences between the carrying amounts of assets and liabilities for financial reporting purposes and the amounts used for income tax purposes. The following table sets forth the significant components of our net deferred tax asset and liability as of December 31, 2016 and 2015:

(In thousands)	<u>December 31, 2016</u>	<u>December 31, 2015</u>
Deferred tax asset:		
Accruals and reserves	\$ 4,085	\$ 9,809
Deferred compensation	4,344	6,010
Share-based payments	5,818	8,344
Net operating loss carryforwards	68,271	30,545
Capital loss carryforwards	11,861	—
Cash conversion derivative and cash convertible notes hedge, respectively	4,592	9,539
Basis difference on joint ventures	1,621	6,466
Other assets	4,297	3,933
	<u>104,889</u>	<u>74,646</u>
Valuation allowance	(15,176)	(13,594)
	<u>\$ 89,713</u>	<u>\$ 61,052</u>
Deferred tax liability:		
Property and equipment	\$ (2,386)	\$ (49,645)
Intangible assets	(21,520)	(17,666)
Cash convertible notes hedge and cash conversion derivative, respectively	(4,592)	(9,539)
Other liabilities	(1,653)	(102)
	<u>(30,151)</u>	<u>(76,952)</u>
Net deferred tax asset (liability)	<u>\$ 59,562</u>	<u>\$ (15,900)</u>

Net current deferred tax asset	\$	—	\$	7,717
Net long-term deferred tax asset (liability)		59,562		(23,617)
	\$	<u>59,562</u>	\$	<u>(15,900)</u>

At December 31, 2016, we provided valuation allowances for \$3.3 million of deferred tax assets associated with our international net operating loss carryforwards and \$11.9 million for deferred tax assets related to capital loss carryforwards incurred in the sale of the TPHS business. As a result, we recorded a total increase in our valuation allowance of \$1.6 million for the year ended December 31, 2016. Of the change in valuation allowance for 2016, \$9.6 million of income tax benefit was allocated to continuing operations that related to the reversal of a valuation allowance on domestic deferred tax assets initially recorded at December 31, 2015. We believe that the projected core earnings of the remaining business will be sufficient to utilize the net operating losses within the expiration period. The \$11.2 million offsetting increase in valuation allowance for 2016 related to international net operating loss and capital loss carryforwards and was allocated to discontinued operations. Our valuation allowance as of December 31, 2016 is \$15.2 million.

At December 31, 2016, we had international net operating loss carryforwards totaling approximately \$12.8 million with an indefinite carryforward period, approximately \$177.6 million of federal net operating loss carryforwards, approximately \$207.2 million of state net operating loss carryforwards expiring between 2017 and 2036, and approximately \$30.0 million of capital loss carryforwards expiring in 2021. Of the federal loss carryforwards, \$6.9 million originating from acquired entities is subject to an annual limitation under Internal Revenue Code Section 382 and expire in 2021, if not utilized. The remainder of the federal net operating loss carryforwards will expire between 2035 and 2036.

Pursuant to ASC Topic 718-740, "Stock Compensation", we are tracking in a separate memo account the portion of our cumulative net operating losses attributable to excess tax deductions from share-based payment awards, which totaled \$16.5 million and \$4.0 million at December 31, 2016 and December 31, 2015, respectively. The tax benefits related to these amounts were not included in our gross or net deferred tax assets and were not recorded to additional paid-in capital since the related tax deduction would not have reduced cash taxes payable. Upon the adoption of ASU 2016-09 on January 1, 2017, these previously unrecognized excess tax benefits will be recorded as a cumulative-effect adjustment to retained earnings as of January 1, 2017. For 2014, the tax benefit of share-based compensation, excluding the tax benefit related to the deferred tax asset for share-based payments, was recorded as additional paid-in capital.

We recorded a tax effect of \$157,000, \$1,000, and \$44,000 in 2016, 2015 and 2014, respectively, related to our interest rate swap agreements to stockholders' equity as a component of accumulated other comprehensive income (loss).

After the sale of the TPHS business, we determined that the undistributed earnings of the Company's remaining foreign subsidiaries were not permanently reinvested. As a result, we recorded a \$1.6 million deferred tax liability on \$13.9 million of undistributed earnings at December 31, 2016. At December 31, 2015, the undistributed earnings were considered to be indefinitely reinvested, and no U.S. federal or state income taxes were recorded thereon.

The difference between income tax expense computed using the statutory federal income tax rate and the effective rate is as follows:

(In thousands)

	Year Ended December 31,		
	2016	2015	2014
Statutory federal income tax	\$ 27,321	\$ 25,522	\$ 24,638
State income taxes, less federal income tax benefit	3,801	3,488	3,334
Permanent items	954	167	230
Change in valuation allowance	(9,615)	—	—
Prior year tax adjustments	(444)	108	6
State income tax credits	(44)	—	(650)
Income tax expense	<u>\$ 21,973</u>	<u>\$ 29,285</u>	<u>\$ 27,558</u>

Uncertain Tax Positions

As of December 31, 2016, we had no unrecognized tax benefits that would affect our effective tax rate. Our policy is to include interest and penalties related to unrecognized tax benefits in income tax expense. During 2015, we included an immaterial amount of net interest related to uncertain tax positions as a component of income tax expense. During 2016 and 2014, there were no interest and penalties related to unrecognized tax benefits recorded as income tax expense.

The aggregate changes in the balance of unrecognized tax benefits, exclusive of interest, were as follows:

(In thousands)

Unrecognized tax benefits at December 31, 2014	\$ 253
Decreases based upon settlements with taxing authorities	(253)
Unrecognized tax benefits at December 31, 2015	\$ —
Increases (decreases) in 2016	—
Unrecognized tax benefits at December 31, 2016	<u>\$ —</u>

We file income tax returns in the U.S. Federal jurisdiction and in various state and foreign jurisdictions. Our 2014 federal income tax return is currently under IRS examination. Tax years remaining subject to examination in the U.S. Federal jurisdiction include 2013 to present.

7. Long-Term Debt

The Company's long-term debt, net of unamortized deferred loan costs, consists of the following at December 31, 2016 and 2015:

(In thousands)	December 31, 2016	December 31, 2015
Cash Convertible Notes, net of unamortized discount	\$ 137,859	\$ 130,296
CareFirst Convertible Note	—	20,000
Fifth Amended Credit Agreement:		
Term Loan	60,000	80,000
Revolver	13,500	—
Capital lease obligations and other	1,270	5,374
	<u>212,629</u>	<u>235,670</u>
Less: deferred loan costs	(2,286)	(4,073)
	<u>210,343</u>	<u>231,597</u>
Less: current portion	(46,046)	(23,308)
	<u>\$ 164,297</u>	<u>\$ 208,289</u>

Credit Facility

On June 8, 2012, we entered into the Fifth Amended and Restated Revolving Credit and Term Loan Agreement (as amended, the "Fifth Amended Credit Agreement"). As amended in August 2016 and further described below, the Fifth Amended Credit Agreement provides us with a \$125 million revolving credit facility that includes a swingline sub facility of \$20 million and a \$75 million sub facility for letters of credit. The Fifth Amended

Credit Agreement also provides a \$200 million term loan facility, \$60 million of which remained outstanding at December 31, 2016, and an uncommitted incremental accordion facility of \$100 million.

Borrowings under the Fifth Amended Credit Agreement generally bear interest at variable rates based on a margin or spread in excess of either (1) the one-month, two-month, three-month or six-month rate (or with the approval of affected lenders, nine-month or twelve-month rate) for Eurodollar deposits ("LIBOR", which may not be less than zero), or (2) the greatest of (a) the SunTrust Bank prime lending rate, (b) the federal funds rate plus 0.50% and (c) one-month LIBOR plus 1.00% (the "Base Rate"), as selected by the Company. The LIBOR margin varies between 1.75% and 3.00%, and the Base Rate margin varies between 0.75% and 2.00%, depending on our leverage ratio. The Fifth Amended Credit Agreement also provides for an annual fee ranging between 0.30% and 0.50% of the unused commitments under the revolving credit facility. Extensions of credit under the Fifth Amended Credit Agreement are secured by guarantees from all of the Company's active domestic subsidiaries and by security interests in substantially all of the Company's and such subsidiaries' assets.

On August 4, 2016, we entered into the Eighth Amendment to the Fifth Amended Credit Agreement (the "Eighth Amendment"). The Eighth Amendment (1) extends the expiration date of the Company's revolving credit facility and the maturity date of the Company's term loan facility under the Fifth Amended Credit Agreement from June 8, 2017 to June 8, 2018 (the "Extended Maturity Date") and (2) amends the definition of "Consolidated EBITDA" to include an add-back for certain non-cash gains and losses and to take into account certain financial consequences of the sale by the Company of its TPHS business to Sharecare pursuant to the terms of the Purchase Agreement. The Eighth Amendment contemplates that some lenders might not agree to the Extended Maturity Date and preserved June 8, 2017 as the non-extended maturity date (the "Non-Extended Maturity Date") for such lenders. Lenders holding \$45.3 million of the revolving commitments and \$25.4 million of outstanding term loans as of August 4, 2016 did not consent to the Extended Maturity Date. On the Non-Extended Maturity Date, the revolving commitments of non-consenting revolving lenders will terminate and any outstanding term loans and revolving loans owed to non-consenting lenders must be paid in full. The outstanding revolving loans under the revolving credit facility held by consenting lenders must be paid in full on June 8, 2018. We are required to repay term loans in quarterly principal installments aggregating 2.500% of the original aggregate principal amount of the term loans (\$5.0 million) during each of the remaining quarters prior to maturity on June 8, 2018, at which time the entire unpaid principal balance of the term loans held by consenting lenders is due and payable.

The impact of the Eighth Amendment on the maturity of our debt is reflected in our balance sheet. As of December 31, 2016, availability under the revolving credit facility totaled \$103.8 million. Based upon the pro-forma calculations of compliance with the restrictive covenants under our credit agreement, we anticipate the ability to borrow under the revolving credit facility up to a maximum of \$125.0 million through June 8, 2017 and up to a maximum of \$79.7 million for the period beginning on June 9, 2017 and ending on June 8, 2018.

The Fifth Amended Credit Agreement contains financial covenants that require us to maintain, as defined, specified ratios or levels of (1) total funded debt to EBITDA and (2) fixed charge coverage. The Fifth Amended Credit Agreement contains various other affirmative and negative covenants that are typical for financings of this type. Among other things, the Fifth Amended Credit Agreement limits repurchases of our common stock and the amount of dividends that we can pay to holders of our common stock.

1.50% Cash Convertible Senior Notes Due 2018

On July 16, 2013, we completed the issuance of \$150.0 million aggregate principal amount of cash convertible senior notes due 2018 (the "Cash Convertible Notes"), which bear interest at a rate of 1.50% per year, payable semiannually in arrears on January 1 and July 1 of each year, beginning on January 1, 2014. The Cash Convertible Notes will mature on July 1, 2018, unless earlier repurchased or converted into cash in accordance with their terms prior to such date. At the option of the holders, the Cash Convertible Notes are convertible into cash based on the conversion rate set forth below only upon occurrence of certain triggering events as defined in the Indenture dated as of July 8, 2013 by and between the Company and U.S. Bank National Association, none of which had occurred as of December 31, 2016. Accordingly, we have classified the Cash Convertible Notes as long-term debt at December 31, 2016 and December 31, 2015. The Cash Convertible Notes are not convertible into our common stock or any other securities under any circumstances. The initial cash conversion rate is approximately 51.38 shares of our common stock per \$1,000 principal amount of Cash Convertible Notes (equivalent to an initial conversion price of approximately \$19.46 per share of common stock). The Cash Convertible Notes are our senior unsecured obligations and rank senior in right of payment to any of our indebtedness that is expressly subordinated in right of payment to the Cash Convertible Notes. As a result of this transaction, we recognized deferred loan costs

of approximately \$3.9 million, which are being amortized over the term of the Cash Convertible Notes using the effective interest method.

Although the Cash Convertible Notes are not currently convertible, the Cash Convertible Notes will become convertible into cash during any calendar quarter (and only during such calendar quarter) if the last reported sale price of our common stock for at least 20 trading days (whether or not consecutive) during a period of 30 consecutive trading days ending on the last trading day of the immediately preceding calendar quarter is greater than or equal to approximately \$25.30 per share. Even if holders do not elect to convert their Cash Convertible Notes, we would be required under applicable accounting rules to reclassify the outstanding principal of the Cash Convertible Notes that are convertible as a current rather than long-term liability.

The cash conversion feature of the Cash Convertible Notes (the "Cash Conversion Derivative") requires bifurcation from the Cash Convertible Notes in accordance with FASB ASC Topic 815, "Derivatives and Hedging" ("ASC Topic 815"), and is recorded in other long-term liabilities as a derivative liability and carried at fair value. The fair value of the Cash Conversion Derivative at the time of issuance of the Cash Convertible Notes was \$36.8 million, which was recorded as a debt discount for purposes of accounting for the debt component of the Cash Convertible Notes. The debt discount is being amortized over the term of the Cash Convertible Notes using the effective interest method. For the year ended December 31, 2016, we recorded \$7.6 million of interest expense related to the amortization of the debt discount based upon an effective interest rate of 5.7%. The net carrying amount of the Cash Convertible Notes at December 31, 2016 and December 31, 2015 was \$137.9 million and \$130.3 million, respectively, net of the unamortized discount of \$12.1 million and \$19.7 million, respectively.

In connection with the issuance of the Cash Convertible Notes, we entered into privately negotiated convertible note hedge transactions (the "Cash Convertible Notes Hedges"), which are cash-settled and are intended to reduce our exposure to potential cash payments that we would be required to make if holders elect to convert the Cash Convertible Notes at a time when our stock price exceeds the conversion price. The initial cost of the Cash Convertible Notes Hedges was \$36.8 million. The Cash Convertible Notes Hedges are recorded in other assets as a derivative asset under ASC Topic 815 and are carried at fair value. See Note 10 for additional information regarding the Cash Convertible Notes Hedges and the Cash Conversion Derivative and their fair values as of December 31, 2016.

In July 2013, we also sold separate privately negotiated warrants (the "Warrants") initially relating, in the aggregate, to a notional number of shares of our common stock underlying the Cash Convertible Notes Hedges. The Warrants have an initial strike price of approximately \$25.95 per share, which effectively increases the conversion price of the Cash Convertible Notes to a 60% premium to our stock price on July 1, 2013. The Warrants will be net share settled by issuing a number of shares of our common stock per Warrant corresponding to the excess of the market price per share of our common stock (as measured on each warrant exercise date under the terms of the Warrants) over the applicable strike price of the Warrants. The Warrants meet the definition of derivatives under the guidance in ASC Topic 815; however, because these instruments have been determined to be indexed to our own stock and meet the criteria for equity classification under ASC Topic 815, the Warrants have been accounted for as an adjustment to our additional paid-in-capital.

If the market value per share of our common stock exceeds the strike price of the Warrants, the Warrants will have a dilutive effect on net income per share, and the "treasury stock" method will be used in calculating the dilutive effect on earnings per share.

CareFirst Convertible Note

On October 1, 2013, we entered into an Investment Agreement (the "Investment Agreement") with CareFirst Holdings, LLC ("CareFirst"), which was in addition to certain commercial agreements between us and CareFirst relating to, among other things, disease management and care coordination services (the "Commercial Agreements"). Pursuant to the Investment Agreement, we issued to CareFirst a convertible subordinated promissory note in the aggregate original principal amount of \$20 million (the "CareFirst Convertible Note") for a purchase price of \$20 million. The CareFirst Convertible Note bore interest at a rate of 4.75% per year, payable quarterly in arrears on March 31, June 30, September 30, and December 31 of each calendar year, beginning on December 31, 2013. The CareFirst Convertible Note could be prepaid only under limited circumstances and upon the terms and conditions specified therein. If the CareFirst Convertible Note had not been fully converted or redeemed in accordance with its terms, it would have matured on October 1, 2019. The CareFirst Convertible Note was subordinate in right of payment to the prior payment in full of (a) all of our indebtedness under the Fifth

Amended Credit Agreement (as defined below) and (b) any other of our senior debt, which currently includes only the Cash Convertible Notes.

The CareFirst Convertible Note was convertible into shares of our common stock at the conversion rate determined by dividing (a) the sum of the portion of the principal to be converted and accrued and unpaid interest with respect to such principal by (b) the conversion price equal to \$22.41 per share of our common stock. The conversion price was subject to adjustment for stock splits, stock dividends, recapitalizations, reorganizations, reclassifications and similar events. In October 2016, CareFirst elected to convert the full amount of the CareFirst Convertible Note into 892,458 shares of our common stock with a conversion price equal to \$22.41 per share.

CareFirst had an opportunity to earn warrants to purchase shares of our common stock ("CareFirst Warrants") based on achievement of certain quarterly thresholds (the "Revenue Thresholds") for revenue derived from both the Commercial Agreements and from new business to us from third parties as a result of an introduction or referral to us by CareFirst (collectively, the "Quarterly Revenue"). If the Quarterly Revenue was greater than or equal to the applicable Revenue Threshold for any quarter ending on or prior to September 30, 2017, then we would issue to CareFirst a certain number of warrants exercisable for the number of shares of our common stock ("CareFirst Warrant Shares") determined in accordance with the terms of the Investment Agreement unless (i) CareFirst elected to receive a cash payment in accordance with the terms of the Investment Agreement or (ii) there was a change of control. The aggregate number of CareFirst Warrant Shares in any single 12-month period beginning on October 1, 2013 could not exceed 400,000, and the aggregate number of CareFirst Warrant Shares issuable pursuant to the Investment Agreement could not exceed 1,600,000.

Also on October 1, 2013, in connection with the execution of the Investment Agreement, we entered into a Registration Rights Agreement (the "Registration Rights Agreement") with CareFirst, pursuant to which we agreed to use commercially reasonable efforts to cause any registration statement covering an underwritten offering of our common stock for our own account or for the account of any holder of our common stock (other than a registration statement on Form S-4 or Form S-8 or any successor thereto) to include those registrable common shares that any holder of such registrable common shares has requested to be registered.

Effective July 31, 2016, in connection with the consummation of the sale of the TPHS business (as discussed in Note 3), the Investment Agreement was terminated, and all of the Commercial Agreements between the Company and CareFirst relating to the TPHS business were transferred to an entity that, effective at the Closing, became a wholly-owned subsidiary of Sharecare, the buyer of the TPHS business. As a result, CareFirst no longer has the opportunity to earn the CareFirst Warrants in respect of the periods following the Closing. The Convertible Note, the Registration Rights Agreement and the CareFirst Warrants previously issued to CareFirst were not affected by the termination of the Investment Agreement. As of July 31, 2016, we had issued 630,586 CareFirst Warrants at a weighted average exercise price of \$15.61, 39,903 of which were issued in 2016. In September 2016, CareFirst exercised its right to convert 590,683 CareFirst Warrants for a total of 218,162 shares of our common stock in accordance with the terms of the Investment Agreement. In December 2016, CareFirst exercised its right to convert the remaining 39,903 CareFirst Warrants for a total of 18,104 shares of our common stock in accordance with the terms of the Investment Agreement.

The following table summarizes the minimum annual principal payments and repayments of the revolving advances under the Fifth Amended Credit Agreement and the Cash Convertible Notes for each of the next five years and thereafter:

(In thousands)	
Year ending December 31,	
2017	\$ 44,831
2018	178,669
2019	—
2020	—
2021	—
2022 and thereafter	—
Total	\$ 223,500

8. Commitments and Contingencies

Summary

We are subject to contractual disputes, claims and legal proceedings that arise from time to time in the ordinary course of our business. While we are unable to estimate a range of potential losses, we do not believe that any of the legal proceedings pending against us as of the date of this report, some of which are expected to be covered by insurance policies, will have a material adverse effect on our financial statements. As these matters are subject to inherent uncertainties, our view of these matters may change in the future.

Contractual Commitments

In October 2012, we entered into a joint venture agreement with Gallup (the "Gallup Joint Venture") that required us to make payments over a five year period beginning January 2013. Pursuant to Sharecare's acquisition of the TPHS business, our ownership interest in the Gallup Joint Venture was transferred to Sharecare. We agreed with Sharecare to be responsible for two-thirds of the remaining payment obligations in respect of the purchase price to be paid in connection with Sharecare's acquisition of additional membership interest in the joint venture. This obligation is currently expected to result in aggregate payments by us of approximately \$4.2 million, payable in five equal quarterly installments that began in the fourth quarter of the 2016 calendar year and end in the fourth quarter of 2017. As of December 31, 2016, this obligation totaled \$3.3 million and was included in accrued liabilities. The financial impact of the strategic relationship with Gallup and the Gallup Joint Venture are reflected in discontinued operations for all periods presented as each of these are a part of the TPHS business that we sold.

In May 2011, we entered into a ten-year applications and technology services outsourcing agreement with HP that contained minimum fee requirements. As a result of the sale of the TPHS business, the minimum fee requirements under our technology services outsourcing agreement with HP were eliminated.

9. Fair Value Measurements

We account for certain assets and liabilities at fair value. Fair value is defined as the price that would be received upon sale of an asset or paid upon transfer of a liability in an orderly transaction between market participants at the measurement date, assuming the transaction occurs in the principal or most advantageous market for that asset or liability.

Fair Value Hierarchy

The hierarchy below lists three levels of fair value based on the extent to which inputs used in measuring fair value are observable in the market. We categorize each of our fair value measurements in one of these three levels based on the lowest level input that is significant to the fair value measurement in its entirety. These levels are:

- Level 1: Quoted prices in active markets for identical assets or liabilities;
- Level 2: Quoted prices for similar instruments in active markets; quoted prices for identical or similar instruments in markets that are not active; and model-based valuation techniques in which all significant assumptions are observable in the market or can be corroborated by observable market data for substantially the full term of the assets or liabilities; and
- Level 3: Unobservable inputs that are supported by little or no market activity and typically reflect management's estimates of assumptions that market participants would use in pricing the asset or liability.

Assets and Liabilities Measured at Fair Value on a Non-Recurring Basis

Based on our estimate of fair value prior to the disposition of the TPHS business, we determined in 2015 that the present value of our remaining contractual cash obligations in the Gallup Joint Venture exceeded the estimated fair value, resulting in the recognition of a liability associated with the forward option to acquire additional membership interest (the "Gallup Derivative"). Prior to July 31, 2016 and the sale of the TPHS business, the Gallup

Derivative was recorded as a derivative liability in accordance with FASB ASC Topic 815 and was carried at fair value. Upon the sale of the TPHS business, we remain obligated to Sharecare for two-thirds of the remaining payment obligations in respect of the purchase price to be paid in connection with Sharecare's acquisition of additional membership interest in the Gallup Joint Venture as discussed in Note 8 above. These payment obligations are recorded as a liability at December 31, 2016 but not as a derivative; since the Gallup Joint Venture was transferred to Sharecare, the Gallup Derivative was written off to discontinued operations.

Further, we measure certain assets at fair value on a nonrecurring basis in the fourth quarter of the year, including the following:

- reporting units measured at fair value as part of a goodwill impairment test; and
- indefinite-lived intangible assets measured at fair value for impairment assessment.

Each of these assets above is classified as Level 3 within the fair value hierarchy.

During the fourth quarter of 2016, we reviewed goodwill for impairment at the reporting unit level (operating segment or one level below an operating segment). Following the sale of the TPHS business effective July 31, 2016, a single reporting unit remains. The fair value of a reporting unit is the price that would be received to sell the unit as a whole in an orderly transaction between market participants at the measurement date. We elected to perform a qualitative assessment to determine whether it was more likely than not that the fair value of the reporting unit was less than its carrying value. Based on our qualitative assessment, we determined that the carrying value of goodwill was not impaired.

Also during the fourth quarter of 2016, we estimated the fair value of our indefinite-lived intangible asset, a tradename, using a present value technique, which required management's estimate of future revenues attributable to this tradename, estimation of the long-term growth rate and royalty rate for this revenue, and determination of our weighted average cost of capital. Changes in these estimates and assumptions could materially affect the estimate of fair value for the tradename. We determined that the carrying value of the tradename was not impaired based upon the impairment review.

Assets and Liabilities Measured at Fair Value on a Recurring Basis

The following tables present our assets and liabilities measured at fair value on a recurring basis at December 31, 2016 and December 31, 2015:

(In thousands) December 31, 2016	Level 3	Gross Fair Value	Netting ⁽¹⁾	Net Fair Value
Assets:				
Cash Convertible Notes Hedges	48,361	48,361	—	48,361
Liabilities:				
Cash Conversion Derivative	48,361	48,361	—	48,361

(In thousands) December 31, 2015	Level 2	Level 3	Gross Fair Value	Netting ⁽¹⁾	Net Fair Value
Assets:					
Foreign currency exchange contracts	\$ 284	\$ —	\$ 284	\$ (26)	\$ 258
Cash Convertible Notes Hedges	—	12,632	12,632	—	12,632
Liabilities:					
Foreign currency exchange contracts	\$ 48	\$ —	\$ 48	\$ (26)	\$ 22
Interest rate swap agreements	397	—	397	—	397
Cash Conversion Derivative	—	12,632	12,632	—	12,632
Gallup Derivative	—	6,339	6,339	—	6,339

(1) This column reflects the impact of netting derivative assets and liabilities by counterparty when a legally enforceable master netting agreement exists.

The fair values of forward foreign currency exchange contracts were valued using broker quotations of similar assets or liabilities in active markets. The fair values of interest rate swap agreements were primarily determined based on the present value of future cash flows using internal models and third-party pricing services with observable inputs, including interest rates, yield curves and applicable credit spreads. The fair values of the Cash Convertible Notes Hedges and the Cash Conversion Derivative are measured using Level 3 inputs because these instruments are not actively traded. The Cash Convertible Notes Hedges and the Cash Conversion Derivative are valued using an option pricing model that uses observable and unobservable market data for inputs, such as expected time to maturity of the derivative instruments, the risk-free interest rate, the expected volatility of our common stock and other factors. The Cash Convertible Notes Hedges and the Cash Conversion Derivative were designed such that changes in their fair values would offset one another, with minimal impact to the consolidated statements of comprehensive income (loss). Therefore, the sensitivity of changes in the unobservable inputs to the option pricing model for such instruments is mitigated.

The following table presents our financial instruments measured at fair value on a recurring basis using unobservable inputs (Level 3):

(In thousands)	Balance at December 31, 2015	Purchases of Level 3 Instruments	Settlements of Level 3 Instruments	Gains (Losses) Included in Earnings	Balance at December 31, 2016
Cash Convertible Notes Hedges	\$ 12,632	\$ —	\$ —	\$ 35,729	\$ 48,361
Cash Conversion Derivative	(12,632)	—	—	(35,729)	(48,361)
Gallup Derivative	\$ (6,339)	\$ —	\$ 6,339	\$ —	\$ —

The gains and losses included in earnings noted above represent the change in the fair value of these financial instruments and are recorded each period in the consolidated statements of comprehensive income (loss). The gains and losses on the Cash Convertible Notes Hedges and Cash Conversion Derivative are recorded as selling, general and administrative expenses.

Fair Value of Other Financial Instruments

In addition to the interest rate swap agreements, the Cash Convertible Notes Hedges and the Cash Conversion Derivative, the estimated fair values of which are disclosed above, the estimated fair value of each class of financial instruments at December 31, 2016 was as follows:

Cash and cash equivalents – The carrying amount of \$1.6 million approximates fair value because of the short maturity of those instruments (less than three months).

Long-term debt – The estimated fair value of outstanding borrowings under the Fifth Amended Credit Agreement, which includes a revolving credit facility and a term loan facility (see Note 7), and the Cash Convertible Notes are determined based on the fair value hierarchy as discussed above. The revolving credit facility and the term loan facility are not actively traded and therefore are classified as Level 2 valuations based on the market for similar instruments. The estimated fair value is based on the average of the prices set by the issuing bank given current market conditions and is not necessarily indicative of the amount we could realize in a current market exchange. The estimated fair value and carrying amount of outstanding borrowings under the Fifth Amended Credit Agreement at December 31, 2016 are \$73.5 million and \$73.5 million, respectively.

The Cash Convertible Notes are actively traded and therefore are classified as Level 1 valuations. The estimated fair value at December 31, 2016 was \$187.7 million, which is based on the most recent trading price of the Cash Convertible Notes as of December 31, 2016, and the par value was \$150.0 million. The carrying amount of the Cash Convertible Notes at December 31, 2016 was \$137.9 million, which is net of the debt discount discussed in Note 7.

10. Derivative Instruments and Hedging Activities

We use derivative instruments to manage risks related to interest (through December 30, 2016), the Cash

Convertible Notes, and, prior to the sale of the TPHS business, foreign currencies and the fair value of the Gallup Derivative. We account for derivatives in accordance with ASC Topic 815, which establishes accounting and reporting standards requiring that certain derivative instruments be recorded on the balance sheet as either an asset or liability measured at fair value. Additionally, changes in the derivative's fair value will be recognized currently in earnings unless specific hedge accounting criteria are met. As permitted under our master netting arrangements, the fair value amounts of our prior interest rate swaps and foreign currency options and/or forward contracts are presented on a net basis by counterparty in the consolidated balance sheets.

Derivative Instruments Designated as Hedging Instruments

Cash Flow Hedges

Derivative instruments that are designated and qualify as cash flow hedges are recorded at estimated fair value in the consolidated balance sheets, with the effective portion of the gains and losses being reported in accumulated other comprehensive income or loss ("accumulated OCI"). Cash flow hedges for all periods presented consist solely of interest rate swap agreements, which effectively modified our exposure to interest rate risk by converting a portion of our floating rate debt to fixed rate obligations, thus reducing the impact of interest rate changes on future interest expense. Under these agreements, we received a variable rate of interest based on LIBOR (as defined in Note 7), and we paid a fixed rate of interest with an interest rate of 1.480% plus a spread (see Note 7). We maintained an interest rate swap agreement that had a termination date of December 30, 2016, and as of December 31, 2016, we maintained no other interest rate swap agreements. Gains and losses on interest rate swap agreements were reclassified to interest expense in the same period during which the hedged transaction affected earnings or the period in which all or a portion of the hedge became ineffective.

The following table shows the effect of our cash flow hedges on the consolidated balance sheets during the years ended December 31, 2016 and 2015:

(In thousands)	For the Year Ended	
	December 31, 2016	December 31, 2015
Derivatives in Cash Flow Hedging Relationships		
Loss related to effective portion of derivatives recognized in accumulated OCI, gross of tax effect	110	253
Loss related to effective portion of derivatives reclassified from accumulated OCI to interest expense, gross of tax effect	(507)	(354)

Gains and losses representing either hedge ineffectiveness or hedge components excluded from the assessment of effectiveness are recognized in current earnings. During the years ended December 31, 2016 and 2015, there were no gains or losses on cash flow hedges recognized in our consolidated statements of comprehensive income (loss) resulting from hedge ineffectiveness.

Derivative Instruments Not Designated as Hedging Instruments

Our Cash Conversion Derivative, Cash Convertible Notes Hedges and, prior to July 31, 2016, Gallup Derivative and foreign currency options and/or forward contracts, do not qualify for hedge accounting treatment under U.S. GAAP and are measured at fair value, with gains and losses recognized immediately in the consolidated statements of comprehensive income (loss). Other than the Gallup Derivative described in Note 9, these derivative instruments not designated as hedging instruments did not have a material impact on our consolidated statements of comprehensive income (loss) for the years ended December 31, 2016 and 2015.

The Cash Conversion Derivative is accounted for as a derivative liability and carried at fair value. In order to offset the risk associated with the Cash Conversion Derivative, we entered into Cash Convertible Notes Hedges which are cash-settled and are intended to reduce our exposure to potential cash payments that we would be required to make if holders elect to convert the Cash Convertible Notes at a time when our stock price exceeds the conversion price. The Cash Convertible Notes Hedges are accounted for as a derivative asset and carried at fair value.

Prior to July 31, 2016 and the sale of the TPHS business, the Gallup Derivative was accounted for as a derivative liability and carried at fair value.

The gains and losses resulting from a change in fair values of the Cash Conversion Derivative and the Cash Convertible Notes Hedges are reported in the consolidated statements of comprehensive income (loss). The settlement on the Gallup Derivative has been recorded as a part of discontinued operations.

(In thousands)	Year Ended December 31,		Statements of Comprehensive Income (Loss) Classification
	2016	2015	
<i>Cash Convertible Notes Hedges:</i>			
Net unrealized (loss) gain	\$ 35,729	\$ (35,393)	Selling, general and administrative expense
<i>Cash Conversion Derivative:</i>			
Net unrealized gain (loss)	\$ (35,729)	\$ 35,393	Selling, general and administrative expense
<i>Gallup Derivative:</i>			
Net gain (loss)	4,823	(7,325)	Loss from discontinued operations

Prior to the sale of the TPHS business, we also entered into foreign currency options and/or forward contracts in order to minimize our earnings exposure to fluctuations in foreign currency exchange rates. Our foreign currency exchange contracts required current period mark-to-market accounting, with any change in fair value being recorded each period in the consolidated statements of comprehensive income (loss) in selling, general and administrative expenses. We do not execute transactions or hold derivative financial instruments for trading or other purposes.

Financial Instruments

The estimated gross fair values of derivative instruments at December 31, 2016 and December 31, 2015, excluding the impact of netting derivative assets and liabilities when a legally enforceable master netting agreement exists, were as follows:

(In thousands)	December 31, 2016	December 31, 2015			
	Cash Convertible Notes Hedges and Cash Conversion Derivative	Foreign Currency exchange contracts	Interest rate swap agreements	Cash Convertible Notes Hedges and Cash Conversion Derivative	Gallup Derivative
Assets:					
<i>Derivatives not designated as hedging instruments:</i>					
Other current assets	\$ —	\$ 284	\$ —	\$ —	\$ —
Other assets	48,361	—	—	12,632	—
Total assets	<u>\$ 48,361</u>	<u>\$ 284</u>	<u>\$ —</u>	<u>\$ 12,632</u>	<u>\$ —</u>
Liabilities:					
<i>Derivatives not designated as hedging instruments:</i>					
Accrued liabilities	\$ —	\$ 48	\$ —	\$ —	\$ 3,323
Other long-term liabilities	48,361	—	—	12,632	3,016
<i>Derivatives designated as hedging instruments:</i>					
Accrued liabilities	—	—	397	—	—
Total liabilities	<u>\$ 48,361</u>	<u>\$ 48</u>	<u>\$ 397</u>	<u>\$ 12,632</u>	<u>\$ 6,339</u>

See also Note 9 for more information on fair value measurements.

11. Other Long-Term Liabilities

Other long-term liabilities consist primarily of the Cash Conversion Derivative (see Notes 9 and 10), accrued severance and restructuring liabilities, deferred rent (see Note 12), and a deferred compensation plan.

We have a non-qualified deferred compensation plan under which certain employees may defer a portion of their salaries and receive a Company matching contribution plus a discretionary contribution based on the Company's performance against targets. Company contributions vest equally over four years. We do not fund the plan and carry it as an unsecured obligation. Participants in the plan elect payout dates for their account balances, which can be no earlier than four years from the beginning of the plan year.

As of December 31, 2016 and 2015, other long-term liabilities included vested amounts under the non-qualified deferred compensation plan of \$1.6 million and \$4.4 million, respectively, net of the current portions of \$5.9 million and \$4.1 million, respectively. For the next five years ending December 31, 2021 we must make estimated plan payments of \$5.9 million, \$0.1 million, \$37,000, \$0.2 million, and \$10,000, respectively.

12. Leases

We maintain operating lease agreements principally for our office spaces. We lease approximately 264,000 square feet of office space for our corporate headquarters in Franklin, Tennessee, approximately 221,000 square feet of which is subleased. This lease commenced in March 2008 and expires in February 2023. We also lease approximately 92,000 square feet of office space in Chandler, Arizona, and approximately 13,000 square feet of office space in Sterling, Virginia. The Chandler, Arizona lease began in April 2009 and expires in April 2020.

Our corporate office lease agreement in Tennessee contains escalation clauses and provides for two renewal options of five years each at then prevailing market rates. The base rent for the initial 15-year term ranges from \$4.3 million to \$6.6 million per year over the term of the lease. The landlord provided a tenant improvement allowance equal to approximately \$10.7 million. We record leasehold improvement incentives as deferred rent and amortize them as reductions to rent expense over the lease term.

Most of our operating leases include escalation clauses, some of which are fixed amounts, and some of which reflect changes in price indices. We recognize rent expense on a straight-line basis over the lease term. Certain operating leases contain renewal options to extend the lease for additional periods. For the years ended December 31, 2016, 2015, and 2014, rent expense under lease agreements was approximately \$4.2 million, \$3.7 million, and \$2.0 million, respectively. Our capital lease obligations are included in long-term debt and the current portion of long-term debt.

The following table summarizes our future minimum lease payments, net of total cash receipts from subleases of \$33.9 million, under all capital leases and non-cancelable operating leases for each of the next five years and thereafter:

(In thousands)	Capital Leases	Operating Leases
Year ending December 31,		
2017	\$ 95	\$ 5,699
2018	56	5,336
2019	—	5,427
2020	—	2,999
2021	—	859
2022 and thereafter	—	963
Total minimum lease payments	<u>\$ 151</u>	<u>\$ 21,283</u>
Less amount representing interest	—	
Present value of minimum lease payments	151	
Less current portion	95	
	<u>\$ 56</u>	

13. Share-Based Compensation

We have several stockholder-approved stock incentive plans for our employees and directors. During the year ended December 31, 2016, we had four types of share-based awards outstanding under these plans: stock options, restricted stock units, restricted stock and market stock units. We believe that our share-based awards align the interests of our employees and directors with those of our stockholders.

We grant options under these plans at market value on the date of grant. The options generally vest over four years based on service conditions and expire ten years from the date of grant. Restricted stock units and restricted stock awards generally vest over three or four years. Market stock units granted during the years ended December 31, 2016 and December 31, 2015 have a multi-year performance period ending in 2019 and 2018, respectively, and will vest at the end of the applicable three-year performance period based on total shareholder return.

We recognize share-based compensation expense for options, restricted stock units, and restricted stock awards on a straight-line basis over the vesting period. We recognize share-based compensation expense for the market stock units if the requisite service period is rendered, even if the market condition is never satisfied. All awards generally provide for accelerated vesting upon a change in control or normal or early retirement (as defined in the applicable stock incentive plan). At December 31, 2016, we had reserved approximately 1.1 million shares for future equity grants under our stock incentive plan.

Following are certain amounts recognized in the consolidated statements of operations for share-based compensation arrangements for the years ended December 31, 2016, 2015 and 2014. We did not capitalize any share-based compensation costs during these periods.

(In millions)	Year Ended		
	December 31, 2016	December 31, 2015 ⁽²⁾	December 31, 2014
Total share-based compensation	\$ 17.5	\$ 10.5	\$ 8.3
Share-based compensation included in cost of services	1.2	0.9	1.0
Share-based compensation included in selling, general and administrative expenses	5.9	6.0	3.9
Share-based compensation included in restructuring and related charges	0.3	0.2	—
Share-based compensation included in discontinued operations ⁽¹⁾	10.1	3.4	3.4
Total income tax benefit recognized	2.9	2.8	2.0

(1) Includes the acceleration of vesting of all unvested stock options, market stock units and restricted stock units held by two former senior executives as of the Closing who had accepted employment with Sharecare.

(2) Includes the acceleration of vesting in May 2015 of all unexercisable stock options and unvested time-based restricted stock units held by our former president and chief executive officer at the time of the termination of his employment.

As of December 31, 2016, there was \$11.1 million of total unrecognized compensation cost related to nonvested share-based compensation arrangements granted under the stock incentive plans. That cost is expected to be recognized over a weighted average period of 1.7 years.

In connection with the sale of the TPHS business, we modified approximately 92,000 options, 396,000 restricted stock units, and 75,000 market stock units by accelerating the vesting dates to July 31, 2016 (the date on which the sale of the TPHS business was consummated) for approximately 100 employees of the TPHS business. This resulted in share-based compensation expense of \$7.4 million, all of which is included in discontinued operations.

Stock Options

We use a lattice-based binomial option valuation model ("lattice binomial model") to estimate the fair values of stock options. We base expected volatility on historical volatility due to the low volume of traded options on our stock. The expected term of options granted is derived from the output of the lattice binomial model and represents the period of time that options granted are expected to be outstanding. We used historical data to estimate expected option exercise and post-vesting employment termination behavior within the lattice binomial model. No stock options were granted during the years ended December 31, 2016 or 2015.

The following table sets forth the weighted average grant-date fair values of options and the weighted

average assumptions we used to develop the fair value estimates under each of the option valuation models for the year ended December 31, 2014:

	Year Ended December 31, 2014
Weighted average grant-date fair value of options per share	\$ 9.05
Assumptions:	
Expected volatility	54.6 %
Expected dividends	—
Expected term (in years)	4.7
Risk-free rate	2.4%

A summary of option activity as of December 31, 2016 and the changes during the year then ended is presented below:

Options	Shares (In thousands)	Weighted Average Exercise Price Per Share	Weighted Average Remaining Contractual Term	Aggregate Intrinsic Value (In thousands)
Outstanding at January 1, 2016	2,121	\$ 13.34		
Granted	—	—		
Exercised	(955)	11.77		
Forfeited	(40)	13.65		
Expired	(102)	21.27		
Outstanding at December 31, 2016	<u>1,024</u>	<u>\$ 14.02</u>	<u>4.7</u>	<u>\$ 9,972</u>
Exercisable at December 31, 2016	<u>899</u>	<u>\$ 13.95</u>	<u>4.4</u>	<u>\$ 8,930</u>

The total intrinsic value, which represents the difference between the market price of the underlying common stock and the option's exercise price, of options exercised during the years ended December 31, 2016, 2015 and 2014 was \$10.2 million, \$5.3 million, and \$1.1 million, respectively.

Cash received from option exercises under all share-based payment arrangements during 2016 was \$10.0 million. No actual tax benefit was realized during 2016 for the tax deductions from option exercises. We issue new shares of common stock upon exercise of stock options or vesting of restricted stock units and market stock units.

Nonvested Shares

The fair value of restricted stock and restricted stock units is determined based on the closing bid price of the Company's common stock on the grant date. The weighted average grant-date fair value of restricted stock and restricted stock units granted during the years ended December 31, 2016, 2015 and 2014 was \$12.37, \$11.97, and \$16.72, respectively. The fair value of market stock units is determined based on the closing bid price of the Company's common stock on the grant date, except that the Monte Carlo simulation valuation model is used to determine the fair value of market stock units with a market condition. The weighted average grant-date fair value of all market stock units granted during the years ended December 31, 2016 and 2015 was \$10.67 and \$6.53, respectively. No market stock units were granted during 2014. The weighted average grant-date fair value of performance-based stock units granted during the year ended December 31, 2014 was \$14.77. No performance-based stock units were granted during 2015 or 2016, and there are no performance-based stock units outstanding as of December 31, 2016.

The two tables below set forth a summary of our nonvested shares as of December 31, 2016 as well as activity during the year then ended. The total grant-date fair value of shares vested during the years ended December 31, 2016, 2015 and 2014 was \$13.9 million, \$5.2 million, and \$2.5 million, respectively.

The following table shows a summary of our restricted stock and restricted stock units as of December

31, 2016, as well as activity during the year then ended:

	Restricted Stock and Restricted Stock Units	
	Shares (In thousands)	Weighted- Average Grant Date Fair Value
Nonvested at January 1, 2016	1,618	\$ 12.35
Granted	967	12.37
Vested	(1,036)	11.89
Forfeited	(610)	11.95
Nonvested at December 31, 2016	<u>939</u>	<u>\$ 13.11</u>

The following table shows a summary of our market stock units as of December 31, 2016, as well as activity during the year then ended:

	Market Stock Units	
	Shares (In thousands)	Weighted- Average Grant Date Fair Value
Nonvested at January 1, 2016	474	\$ 6.53
Granted	328	10.67
Vested	(221)	7.30
Forfeited	(175)	8.15
Nonvested at December 31, 2016	<u>406</u>	<u>\$ 8.75</u>

14. Share Repurchases

In accordance with the terms of a Separation and Release Agreement entered into with our former President and Chief Executive Officer, Ben R. Leedle, Jr., whose employment was terminated on May 15, 2015 (the "Separation Date"), Mr. Leedle elected to net exercise (net of the applicable exercise price and tax withholding) on the Separation Date certain performance awards granted to Mr. Leedle in the form of options to purchase 434,436 shares of common stock of the Company at an exercise price of \$9.96 per share. The Company repurchased from Mr. Leedle 106,408 shares of common stock resulting from this net exercise at \$17.23 per share, which was the per share purchase price equal to the closing price of the common stock on the Separation Date as reported on The NASDAQ Global Select Market.

15. Earnings (Loss) Per Share

The following is a reconciliation of the numerator and denominator of basic and diluted earnings (loss) per share for the years ended December 31, 2016, 2015, and 2014:

(In thousands except per share data)	Year Ended December 31,		
	2016	2015	2014
Numerator:			
Net income from continuing operations attributable to Tivity Health, Inc. - numerator for earnings per share	\$ 56,091	\$ 43,634	\$ 42,836
Net loss from discontinued operations attributable to Tivity Health, Inc. - numerator for loss per share	(185,202)	(74,581)	(48,397)
Net loss attributable to Tivity Health, Inc. - numerator for loss per share	<u>\$ (129,111)</u>	<u>(30,947)</u>	<u>(5,561)</u>
Denominator:			
Shares used for basic income (loss) per share	36,999	35,832	35,302
Effect of dilutive stock options and restricted stock units outstanding:			
Non-qualified stock options	344	568	706
Restricted stock units	538	364	313
Performance stock units	—	25	21

Market stock units	194	10	—
CareFirst Warrants	—	55	4
Shares used for diluted income (loss) per share	<u>38,075</u>	<u>36,854</u>	<u>36,346</u>

Earnings (loss) per share attributable to Tivity Health, Inc. - basic:			
Continuing operations	\$ 1.52	\$ 1.22	\$ 1.21
Discontinued operations	\$ (5.01)	\$ (2.08)	\$ (1.37)
Net loss	<u>\$ (3.49)</u>	<u>\$ (0.86)</u>	<u>\$ (0.16)</u>

Earnings (loss) per share attributable to Tivity Health, Inc. - diluted:			
Continuing operations	\$ 1.47	\$ 1.18	\$ 1.18
Discontinued operations	\$ (4.86)	\$ (2.02)	\$ (1.33)
Net loss	<u>\$ (3.39)</u>	<u>\$ (0.84)</u>	<u>\$ (0.15)</u>

Dilutive securities outstanding not included in the computation of earnings (loss) per share because their effect is anti-dilutive:

Non-qualified stock options	708	903	1,357
Restricted stock units	333	220	97
Performance stock units	—	—	1
Market stock units	6	2	—
Warrants related to Cash Convertible Notes	7,707	7,707	7,707
CareFirst Convertible Note	—	892	892
CareFirst Warrants	—	263	83

16. Accumulated OCI

The following tables summarize the changes in accumulated OCI, net of tax, for the years ended December 31, 2016 and 2015:

(In thousands)	Net Change in Fair Value of Interest Rate Swaps			Foreign Currency Translation Adjustments	Total
	Swaps	Swaps	Swaps		
Accumulated OCI, net of tax, as of January 1, 2016	\$ (239)	\$ (4,000)	\$ (4,239)		\$ (4,239)
Other comprehensive income (loss) before reclassifications, net of tax	(67)	(502)	(569)		(569)
Amounts reclassified from accumulated OCI, net of tax	306	—	306		306
Net increase (decrease) in other comprehensive income (loss), net of tax	239	(502)	(263)		(263)
Accumulated OCI, net of tax, as of December 31, 2016	<u>\$ —</u>	<u>\$ (4,502)</u>	<u>\$ (4,502)</u>		<u>\$ (4,502)</u>

(In thousands)	Net Change in Fair Value of Interest Rate Swaps			Foreign Currency Translation Adjustments	Total
	Swaps	Swaps	Swaps		
Accumulated OCI, net of tax, as of January 1, 2015	\$ (342)	\$ (1,706)	\$ (2,048)		\$ (2,048)
Other comprehensive income (loss) before reclassifications, net of tax	(111)	(2,294)	(2,405)		(2,405)
Amounts reclassified from accumulated OCI, net of tax	214	—	214		214
Net increase (decrease) in other comprehensive income (loss), net of tax	103	(2,294)	(2,191)		(2,191)
Accumulated OCI, net of tax, as of December 31, 2015	<u>\$ (239)</u>	<u>\$ (4,000)</u>	<u>\$ (4,239)</u>		<u>\$ (4,239)</u>

The following table provides details about reclassifications out of accumulated OCI for the years ended December 31, 2016 and 2015:

(In thousands)	Twelve Months Ended December 31,		Statement of Comprehensive Income (Loss) Classification
	2016	2015	
Interest rate swaps	\$ 507	\$ 354	Interest expense
	(201)	(140)	Income tax benefit
	<u>\$ 306</u>	<u>\$ 214</u>	Net of tax

See Note 10 for further discussion of our interest rate swaps.

17. Restructuring and Related Charges

In the third quarter of 2015, we began developing our reorganization and cost rationalization plan (the "2015 Restructuring Plan") that the Company committed to in October 2015, which was intended to improve efficiency and deliver greater value to our customers and stakeholders. Completion of the 2015 Restructuring Plan occurred with the completion of the sale of the TPHS business. We incurred a total of approximately \$24 million in restructuring charges related to the 2015 Restructuring Plan, substantially all of which resulted in cash expenditures.

The following table shows the costs incurred for the years ended December 31, 2016 and 2015 directly related to our 2015 Restructuring Plan and other restructuring costs:

(In thousands)	Severance and Other Employee- Related Costs	Consulting and Other Costs ⁽¹⁾	Asset Retirements	Total
Restructuring charges	\$ 8,836	\$ 5,074	\$ 1,187	\$ 15,097
Payments	(825)	(2,174)	—	(2,999)
Non-cash charges ⁽²⁾	(918)	—	(1,187)	(2,105)
Accrued restructuring and related charges liability as of December 31, 2015	<u>\$ 7,093</u>	<u>\$ 2,900</u>	<u>\$ —</u>	<u>\$ 9,993</u>
Restructuring charges	4,599	4,130	—	8,729
Cash payments	(7,414)	(6,967)	—	(14,381)
Non-cash charges ⁽²⁾	67	—	—	67
Adjustments ⁽³⁾	(103)	—	—	(103)
Accrued restructuring and related charges liability as of December 31, 2016	<u>\$ 4,242</u>	<u>\$ 63</u>	<u>\$ —</u>	<u>\$ 4,305</u>

⁽¹⁾ Consulting and other costs primarily consist of third-party consulting charges incurred in connection with the 2015 Restructuring Plan. Consulting and other costs also include approximately \$0.2 million and \$0.4 million of lease termination costs in 2016 and 2015, respectively.

⁽²⁾ Non-cash charges consist primarily of share-based compensation costs as well as asset retirements.

⁽³⁾ Adjustments resulted primarily from actual employee tax and benefit amounts differing from previous estimates.

In the third quarter of 2016, we began the reorganization of our corporate support infrastructure (the "2016 Restructuring Plan"), which is intended to deliver greater value to our customers and stakeholders. We expect to incur a total of approximately \$6.0 million in restructuring charges related to the 2016 Restructuring Plan, \$4.9 million of which was incurred by the end of the fourth quarter of 2016, with the remainder expected to be incurred in the first quarter of 2017 and to consist of severance and other employee-related costs.

The following table shows the costs incurred for the year ended December 31, 2016 directly related to our

2016 Restructuring Plan and other restructuring costs:

(In thousands)	Severance and Other Employee- Related Costs	Consulting and Other Costs ⁽¹⁾	Total
Restructuring charges	\$ 4,697	\$ 236	\$ 4,933
Payments	(559)	(188)	(747)
Non-cash charges ⁽²⁾	(287)	—	(287)
Accrued restructuring and related charges liability as of December 31, 2016	<u>\$ 3,851</u>	<u>\$ 48</u>	<u>\$ 3,899</u>

⁽¹⁾ Consulting and other costs consist of third-party consulting charges incurred in connection with the 2016 Restructuring Plan.

⁽²⁾ Non-cash charges consist of share-based compensation costs.

18. Employee Benefits

We have a 401(k) Retirement Savings Plan (the "401(k) Plan") available to substantially all of our employees. Employees can contribute up to a certain percentage of their base compensation as defined in the 401(k) Plan. The Company matching contributions are subject to vesting requirements. Company contributions under the 401(k) Plan totaled \$2.2 million, \$3.3 million and \$3.3 million for the years ended December 31, 2016, 2015 and 2014, respectively.

19. Segment Disclosures and Concentrations of Risk

Excluding the TPHS business, during 2016, we had one operating and reportable segment, Network Solutions. Therefore, all required segment information can be found in the Consolidated Financial Statements. Long-lived assets and revenue from external customers attributable to our operations in the United States accounted for 100% of our consolidated long-lived assets and revenues as of and for the years ended December 31, 2016 and December 31, 2015.

During 2016, we had two customers that each accounted for 10% or more of our revenues from continuing operations and individually comprised approximately 20.4% and 15.2% of our revenues for 2016. No other customer accounted for 10% or more of our revenues in 2016. In addition, at December 31, 2016, one customer accounted for approximately 28% of our accounts receivable, net.

During 2015, we had three customers that each accounted for 10% or more of our revenues and individually comprised approximately 23%, 13%, and 10% of our revenues from continuing operations for 2015. No other customer accounted for 10% or more of our revenues from continuing operations in 2015.

20. Quarterly Financial Information (unaudited)

(In thousands, except per share data)

Year Ended December 31, 2016	First	Second	Third	Fourth ⁽³⁾
Revenues	\$ 126,012	\$ 125,003	\$ 125,049	\$ 124,933
Gross margin	\$ 33,105	\$ 34,590	\$ 34,562	\$ 38,304
Income before income taxes	\$ 19,208	\$ 19,962	\$ 17,925	\$ 20,972
Net income from continuing operations attributable to Tivity Health, Inc.	\$ 19,208	\$ 19,962	\$ 4,799	\$ 12,125
Net income (loss) from discontinued operations attributable to Tivity Health, Inc.	\$ (33,417)	\$ (195,558)	\$ 48,995	\$ (5,225)
Net income (loss) attributable to Tivity Health, Inc.	\$ (14,209)	\$ (175,596)	\$ 53,794	\$ 6,900

Earnings (loss) per share attributable to Tivity Health, Inc. – basic:				
Continuing operations ⁽¹⁾	\$	0.53	\$	0.55
Discontinued operations ⁽¹⁾	\$	(0.93)	\$	(5.41)
Net income (loss) ⁽¹⁾⁽²⁾	\$	(0.39)	\$	(4.85)

Earnings (loss) per share attributable to Tivity Health, Inc. – diluted:				
Continuing operations ⁽¹⁾	\$	0.52	\$	0.54
Discontinued operations ⁽¹⁾	\$	(0.91)	\$	(5.25)
Net income (loss) ⁽¹⁾⁽²⁾	\$	(0.39)	\$	(4.72)

(In thousands, except per share data)

Year Ended December 31, 2015	First	Second	Third	Fourth
Revenues	\$ 111,649	\$ 113,425	\$ 113,536	\$ 113,482
Gross margin	\$ 30,146	\$ 34,711	\$ 33,078	\$ 30,748
Income before income taxes	\$ 17,775	\$ 17,698	\$ 21,383	\$ 16,063
Net income from continuing operations attributable to Tivity Health, Inc.	\$ 10,680	\$ 10,756	\$ 12,960	\$ 9,238
Net loss from discontinued operations attributable to Tivity Health, Inc.	\$ (13,593)	\$ (10,336)	\$ (21,986)	\$ (28,666)
Net income (loss) attributable to Tivity Health, Inc.	\$ (2,913)	\$ 420	\$ (9,026)	\$ (19,428)

Earnings (loss) per share attributable to Tivity Health, Inc. – basic:				
Continuing operations ⁽¹⁾	\$	0.30	\$	0.30
Discontinued operations ⁽¹⁾	\$	(0.38)	\$	(0.29)
Net income (loss) ⁽¹⁾⁽²⁾	\$	(0.08)	\$	0.01

Earnings (loss) per share attributable to Tivity Health, Inc. – diluted:				
Continuing operations ⁽¹⁾	\$	0.29	\$	0.29
Discontinued operations ⁽¹⁾	\$	(0.37)	\$	(0.28)
Net income (loss) ⁽¹⁾⁽²⁾	\$	(0.08)	\$	0.01

⁽¹⁾ We calculated earnings per share for each of the quarters based on the weighted average number of shares and dilutive securities outstanding for each period. Accordingly, the sum of the quarters may not necessarily be equal to the full year income per share.

⁽²⁾ Figures may not add due to rounding.

⁽³⁾ Net income from continuing operations for the fourth quarter of 2016 includes the impact of a \$2.2 million out of period adjustment to decrease depreciation expense included in continuing operations (with a corresponding increase to depreciation expense included in discontinued operations) related to the correction of our previous allocation of 2016 depreciation expense between continuing and discontinued operations based on having completed our asset separation analysis. The previous interim periods in 2016 were not materially misstated, nor is the correction material to the interim results for the fourth quarter of 2016.

Item 9. Changes in and Disagreements with Accountants on Accounting and Financial Disclosure

Not applicable.

Item 9A. Controls and Procedures

Evaluation of Disclosure Controls and Procedures

The Company's principal executive officer and principal financial officer have reviewed and evaluated

the effectiveness of the Company's disclosure controls and procedures (as defined in Rule 13a-15(e) and 15d-15(e) promulgated under the Exchange Act) as of December 31, 2016. Based on that evaluation, the principal executive officer and principal financial officer have concluded that the Company's disclosure controls and procedures are effective. They are designed to ensure that information required to be disclosed by the Company in the reports that it files or submits under the Exchange Act is recorded, processed, summarized, and reported within the time periods specified in the SEC's rules and forms and to ensure that information required to be disclosed by the Company in the reports that it files or submits under the Exchange Act is accumulated and communicated to the Company's management, including the principal executive officer and principal financial officer, to allow timely decisions regarding required disclosure.

Management's Annual Report on Internal Control over Financial Reporting

Management, including the principal executive officer and principal financial officer, is responsible for establishing and maintaining adequate internal control over financial reporting. Internal control over financial reporting is a process designed to provide reasonable assurance regarding the reliability of financial reporting and the preparation of financial statements for external purposes in accordance with generally accepted accounting principles.

Because of its inherent limitations, internal control over financial reporting may not prevent or detect misstatements. Also, projections of any evaluation of effectiveness to future periods are subject to the risk that controls may become inadequate because of changes in conditions, or that the degree of compliance with the policies and procedures may deteriorate.

Management has performed an assessment of the effectiveness of the Company's internal control over financial reporting as of December 31, 2016 based on criteria established in *Internal Control — Integrated Framework (2013)* issued by the Committee of Sponsoring Organizations of the Treadway Commission (the "COSO framework"), and believes that the COSO framework is a suitable framework for such an evaluation. Based on this assessment, management has concluded that the Company's internal control over financial reporting was effective as of December 31, 2016.

PricewaterhouseCoopers, the independent registered public accounting firm that audited the Company's Consolidated Financial Statements for the year ended December 31, 2016, has issued an attestation report on the Company's internal control over financial reporting, which is included in this Report.

Changes in Internal Control Over Financial Reporting

There have been no changes in the Company's internal controls over financial reporting during the quarter ended December 31, 2016 that have materially affected, or are reasonably likely to materially affect, the Company's internal control over financial reporting.

Item 9B. Other Information

Not applicable.

PART III

Item 10. Directors, Executive Officers and Corporate Governance

Information concerning our directors, director nomination procedures, audit committee, audit committee financial experts, code of ethics, and compliance with Section 16(a) of the Exchange Act will be included under the headings "Election of Directors," "Code of Conduct," "Corporate Governance," and "Section 16(a) Beneficial Reporting Compliance" in our Proxy Statement for the 2017 Annual Meeting of Stockholders to be held on May 25, 2017 and is incorporated herein by reference.

Pursuant to General Instruction G(3) of Form 10-K, information concerning our executive officers is included in Part I of this Report, under the caption "Executive Officers of the Registrant."

Item 11. Executive Compensation

Information required by this item will be included under the headings "Executive Compensation" and "Director Compensation" in our Proxy Statement for the 2017 Annual Meeting of Stockholders to be held on May 25, 2017 and is incorporated herein by reference.

Item 12. Security Ownership of Certain Beneficial Owners and Management and Related Stockholder Matters

Information required by this item will be included under the headings "Security Ownership of Certain Beneficial Owners and Management" in our Proxy Statement for the 2017 Annual Meeting of Stockholders to be held on May 25, 2017 and is incorporated herein by reference.

Equity Compensation Plan Information

The following table summarizes, as of December 31, 2016, certain information concerning the Company's equity compensation plans under which equity securities of the Company are currently authorized for issuance.

Plan Category	Number of Shares to be Issued Upon Exercise of Outstanding Options, Warrants and Rights, in thousands ⁽¹⁾	Weighted-Average Exercise Price of Outstanding Options, Warrants and Rights ⁽²⁾	Number of Shares Remaining Available for Future Issuance Under Equity Compensation Plans (Excluding Shares Reflected in First Column), in thousands
Equity compensation plans approved by stockholders	2,369	\$14.02	1,070
Equity compensation plans not approved by stockholders	—	—	—
Total	2,369	\$14.02	1,070

(1) Represents 1,024,000 stock options, 939,000 restricted stock units and shares of restricted stock, and 406,000 market stock units.

(2) The weighted average exercise price does not take into account the shares issuable upon vesting of outstanding unvested restricted stock units and market stock units, which have no exercise price. The weighted average remaining contractual term of the outstanding stock options is 4.7 years.

Item 13. Certain Relationships and Related Transactions, and Director Independence

Information required by this item will be included under the heading "Corporate Governance" in our Proxy Statement for the 2017 Annual Meeting of Stockholders to be held on May 25, 2017 and is incorporated herein by reference.

Item 14. Principal Accounting Fees and Services

Information required by this item will be included under the heading "Ratification of Independent Registered Public Accounting Firm" in our Proxy Statement for the 2017 Annual Meeting of Stockholders to be held on May 25, 2017 and is incorporated herein by reference.

PART IV

Item 15. Exhibits, Financial Statement Schedules

(a) The following documents are filed as part of this Report:

1. The financial statements filed as part of this Report are included in Part II, Item 8 of this Report.

2. We have omitted all Financial Statement Schedules because they are not required under the instructions to the applicable accounting regulations of the SEC or the information to be set forth therein is included in the financial statements or in the notes thereto.

3. **Exhibits**

2.1 Membership Purchase Agreement dated July 27, 2016 by and among Sharecare, Inc., Healthways SC, LLC and Healthways, Inc. [incorporated by reference to Exhibit 2.1 to the Company's Current Report on Form 8-K dated August 2, 2016, File No. 000-19364]

3.1 Restated Certificate of Incorporation, as amended [incorporated by reference to Exhibit 3.1 to Form 10-Q of the Company's fiscal quarter ended February 29, 2008, File No. 000-19364]

3.2 Certificate of Amendment to Restated Certificate of Incorporation, as amended, dated as of October 10, 2013 [incorporated by reference to Exhibit 3.2 to Form 10-Q of the Company's fiscal quarter ended September 30, 2013, File No. 000-19364]

3.3 Certificate of Amendment to Restated Certificate of Incorporation, as amended, dated as of January 4, 2017 [incorporated by reference to Exhibit 3.1 to the Company's Current Report on Form 8-K dated January 10, 2017, File No. 000-19364]

3.4 Second Amended and Restated Bylaws of Tivity Health, Inc. [incorporated by reference to Exhibit 3.2 to the Company's Current Report on Form 8-K dated January 10, 2017, File No. 000-19364]

4.1 Article IV of the Company's Restated Certificate of Incorporation (included in Exhibit 3.1)

4.2 Indenture dated as of July 8, 2013 between the Company and U.S. Bank National Association [incorporated by reference to Exhibit 4.1 to the Company's Current Report on Form 8-K dated July 8, 2013, File No. 000-19364]

4.3 Form of 1.50% Cash Convertible Senior Note due 2018 (included in Exhibit 4.2)

10.1 Office Lease dated as of May 4, 2006 between the Company and Highwoods/Tennessee Holdings, L.P. [incorporated by reference to Exhibit 10.1 to the Company's Current Report on Form 8-K dated May 5, 2006, File No. 000-19364]

10.2 Fifth Amended and Restated Revolving Credit and Term Loan Agreement dated June 8, 2012 between the Company and SunTrust Bank as Administrative Agent, JPMorgan Chase Bank, N.A. as Documentation Agent, and U.S. Bank National Association and Fifth Third Bank as Co-Syndication Agents [incorporated by reference to Exhibit 10.1 to Company's Current Report on Form 8-K dated June 11, 2012, File No. 000-19364]

10.3 First Amendment to Fifth Amended and Restated Revolving Credit and Term Loan Agreement dated February 5, 2013 between the Company and SunTrust Bank as Administrative Agent [incorporated by reference to Exhibit 10.1 to the Company's Current Report on Form 8-K dated February 7, 2013, File No. 000-19364]

10.4 Second Amendment to Fifth Amended and Restated Revolving Credit and Term Loan Agreement dated March 15, 2013 between the Company and SunTrust Bank as Administrative Agent [incorporated by reference to Exhibit 10.2 to Form 10-Q of the Company's fiscal quarter ended March 31, 2013, File No. 000-19364]

- 10.5 Third Amendment to Fifth Amended and Restated Revolving Credit and Term Loan Agreement and First Amendment to Second Amended and Restated Subsidiary Guarantee Agreement [incorporated by reference to Exhibit 10.1 to the Company's Current Report on Form 8-K dated July 1, 2013, File No. 000-19364]
- 10.6 Fourth Amendment to Fifth Amended and Restated Revolving Credit and Term Loan Agreement dated April 14, 2014 between the Company and SunTrust Bank as Administrative Agent [incorporated by reference to Exhibit 10.1 to Form 10-Q of the Company's fiscal quarter ended June 30, 2014, File No. 000-19364]
- 10.7 Fifth Amendment to Fifth Amended and Restated Revolving Credit and Term Loan Agreement dated December 29, 2014 between the Company and SunTrust Bank as Administrative Agent [incorporated by reference to Exhibit 10.1 to the Company's Current Report on Form 8-K dated December 30, 2014, File No. 000-19364]
- 10.8 Sixth Amendment to Fifth Amended and Restated Revolving Credit and Term Loan Agreement [incorporated by reference to Exhibit 10.1 to Form 10-Q of the Company's fiscal quarter ended June 30, 2015, File No. 000-19364]
- 10.9 Seventh Amendment to Fifth Amended and Restated Revolving Credit and Term Loan Agreement [incorporated by reference to Exhibit 10.1 to the Company's Current Report on Form 8-K dated October 29, 2015, File No. 000-19364]
- 10.10 Eighth Amendment to Fifth Amended and Restated Revolving Credit and Term Loan Agreement [incorporated by reference to Exhibit 10.1 to the Company's Current Report on Form 8-K dated August 4, 2016, File No. 000-19364]
- 10.11 Call Option Transaction Confirmation dated as of July 1, 2013 between the Company and JPMorgan Chase Bank, National Association, London Branch [incorporated by reference to Exhibit 10.1 to the Company's Current Report on Form 8-K dated July 8, 2013, File No. 000-19364]
- 10.12 Amendment to Call Option Transaction Confirmation dated as of July 11, 2013 between the Company and JPMorgan Chase Bank, National Association, London Branch [incorporated by reference to Exhibit 10.1 to the Company's Current Report on Form 8-K dated July 16, 2013, File No. 000-19364]
- 10.13 Call Option Transaction Confirmation dated as of July 1, 2013 between the Company and Morgan Stanley & Co. International plc [incorporated by reference to Exhibit 10.2 to the Company's Current Report on Form 8-K dated July 8, 2013, File No. 000-19364]
- 10.14 Amendment to Call Option Transaction Confirmation dated as of July 11, 2013 between the Company and Morgan Stanley & Co. International plc [incorporated by reference to Exhibit 10.2 to the Company's Current Report on Form 8-K dated July 16, 2013, File No. 000-19364]
- 10.15 Base Warrants Confirmation dated as of July 1, 2013 between the Company and JPMorgan Chase Bank, National Association, London Branch [incorporated by reference to Exhibit 10.3 to the Company's Current Report on Form 8-K dated July 8, 2013, File No. 000-19364]
- 10.16 Additional Warrants Confirmation dated as of July 11, 2013 between the Company and JPMorgan Chase Bank, National Association, London Branch [incorporated by reference to Exhibit 10.3 to the Company's Current Report on Form 8-K dated July 16, 2013, File No. 000-19364]
- 10.17 Base Warrants Confirmation dated as of July 1, 2013 between the Company and Morgan Stanley & Co. International plc [incorporated by reference to Exhibit 10.4 to the Company's Current Report on Form 8-K dated July 8, 2013, File No. 000-19364]
- 10.18 Additional Warrants Confirmation dated as of July 11, 2013 between the Company and Morgan Stanley & Co. International plc [incorporated by reference to Exhibit 10.4 to the Company's Current Report on Form 8-K dated July 16, 2013, File No. 000-19364]

Management Contracts and Compensatory Plans

- 10.19 Employment Agreement, dated October 27, 2015, between Healthways, Inc. and Sidney Stolz
- 10.20 Amended and Restated Corporate and Subsidiary Capital Accumulation Plan [incorporated by reference to Exhibit 10.25 to Form 10-K of the Company's fiscal year ended December 31, 2015, File No. 000-19364]
- 10.21 Amended and Restated Employment Agreement dated December 21, 2012 between the Company and Ben R. Leedle, Jr. [incorporated by reference to Exhibit 10.5 to Form 10-K of the Company's fiscal year ended December 31, 2012, File No. 000-19364]
- 10.22 Separation and Release Agreement, dated May 15, 2015, between Healthways, Inc. and Ben R. Leedle, Jr. [incorporated by reference to Exhibit 10.1 to the Company's Current Report on Form 8-K dated May 18, 2015, File No. 000-19364]
- 10.23 Employment Agreement dated January 1, 2012 between the Company and Peter Choueiri [incorporated by reference to Exhibit 10.1 to Form 10-Q of the Company's fiscal quarter ended March 31, 2012, File No. 000-19364]
- 10.24 Amendment to Employment Agreement dated September 2, 2014 between the Company and Peter Choueiri [incorporated by reference to Exhibit 10.3 to Form 10-Q of the Company's fiscal quarter ended September 30, 2014, File No. 000-19364]
- 10.25 Employment Agreement dated July 29, 2012 between the Company and Glenn Hargreaves [incorporated by reference to Exhibit 10.1 to Form 10-Q of the Company's fiscal quarter ended June 30, 2012, File No. 000-19364]
- 10.26 Employment Agreement dated July 29, 2012 between the Company and Mary Flipse [incorporated by reference to Exhibit 10.2 to Form 10-Q of the Company's fiscal quarter ended June 30, 2012, File No. 000-19364]
- 10.27 Employment Agreement dated August 8, 2016 between the Company and Robert E. Dries [incorporated by reference to Exhibit 10.1 to Form 10-Q of the Company's fiscal quarter ended September 30, 2016, File No. 000-19364]
- 10.28 Separation Agreement and General Release dated October 31, 2016 between the Company and Robert E. Dries [incorporated by reference to Exhibit 10.2 to Form 10-Q of the Company's fiscal quarter ended September 30, 2016, File No. 000-19364]
- 10.29 Separation and General Release Agreement dated July 27, 2016 between the Company and Alfred Lumsdaine [incorporated by reference to Exhibit 10.3 to Form 10-Q of the Company's fiscal quarter ended September 30, 2016, File No. 000-19364]
- 10.30 Amendment to Separation and General Release Agreement dated October 10, 2016 between the Company and Alfred Lumsdaine [incorporated by reference to Exhibit 10.4 to Form 10-Q of the Company's fiscal quarter ended September 30, 2016, File No. 000-19364]
- 10.31 Amendment to Separation and General Release Agreement dated October 16, 2016 between the Company and Alfred Lumsdaine [incorporated by reference to Exhibit 10.5 to Form 10-Q of the Company's fiscal quarter ended September 30, 2016, File No. 000-19364]
- 10.32 2014 Stock Incentive Plan [incorporated by reference to Exhibit 99.1 to the Company's Registration Statement on Form S-8 dated June 25, 2014, Registration No. 333-197025]
- 10.33 2007 Stock Incentive Plan, as amended [incorporated by reference to Exhibit 10.16 to Form 10-K of the Company's fiscal year ended December 31, 2012, File No. 000-19364]
- 10.34 Form of Non-Qualified Stock Option Agreement under the Company's 2007 Stock Incentive Plan

[incorporated by reference to Exhibit 10.24 to Form 10-K of the Company's fiscal year ended August 31, 2007, File No. 000-19364]

- 10.35 Form of Restricted Stock Unit Award Agreement under the Company's 2007 Stock Incentive Plan [incorporated by reference to Exhibit 10.25 to Form 10-K of the Company's fiscal year ended August 31, 2007, File No. 000-19364]
- 10.36 Form of Non-Qualified Stock Option Agreement (for Directors) under the Company's 2007 Stock Incentive Plan [incorporated by reference to Exhibit 10.2 to Form 10-Q of the Company's fiscal quarter ended June 30, 2010, File No. 000-19364]
- 10.37 Form of Restricted Stock Unit Award Agreement (for Directors) under the Company's 2007 Stock Incentive Plan [incorporated by reference to Exhibit 10.3 to Form 10-Q of the Company's fiscal quarter ended June 30, 2010, File No. 000-19364]
- 10.38 Form of Non-Qualified Stock Option Agreement under the Company's 2007 Stock Incentive Plan [incorporated by reference to Exhibit 10.2 to Form 10-Q of the Company's fiscal quarter ended March 31, 2012, File No. 000-19364]
- 10.39 Form of Restricted Stock Unit Award Agreement under the Company's 2007 Stock Incentive Plan [incorporated by reference to Exhibit 10.3 to Form 10-Q of the Company's fiscal quarter ended March 31, 2012, File No. 000-19364]
- 10.40 Form of Non-Qualified Stock Option Agreement under the Company's 2007 Stock Incentive Plan [incorporated by reference to Exhibit 10.28 to Form 10-K of the Company's fiscal year ended December 31, 2012, File No. 000-19364]
- 10.41 Form of Restricted Stock Unit Award Agreement under the Company's 2007 Stock Incentive Plan [incorporated by reference to Exhibit 10.29 to Form 10-K of the Company's fiscal year ended December 31, 2012, File No. 000-19364]
- 10.42 Form of Non-Qualified Stock Option Award Agreement (for Executive Officers) under the Company's 2014 Stock Incentive Plan [incorporated by reference to Exhibit 10.4 to Form 10-Q of the Company's fiscal quarter ended June 30, 2014, File No. 000-19364]
- 10.43 Form of Restricted Stock Unit Award Agreement (for Executive Officers) under the Company's 2014 Stock Incentive Plan [incorporated by reference to Exhibit 10.5 to Form 10-Q of the Company's fiscal quarter ended June 30, 2014, File No. 000-19364]
- 10.44 Form of Non-Qualified Stock Option Award Agreement (for Directors) under the Company's 2014 Stock Incentive Plan [incorporated by reference to Exhibit 10.8 to Form 10-Q of the Company's fiscal quarter ended June 30, 2014, File No. 000-19364]
- 10.45 Form of Restricted Stock Unit Award Agreement (for Directors) under the Company's 2014 Stock Incentive Plan [incorporated by reference to Exhibit 10.9 to Form 10-Q of the Company's fiscal quarter ended June 30, 2014, File No. 000-19364]
- 10.46 Form of Restricted Stock Unit Award Agreement (for Executive Officers) for November 1, 2016 under the Company's Amended and Restated 2014 Stock Incentive Plan
- 10.47 Form of Restricted Stock Unit Award Agreement (for Directors) under the Company's Amended and Restated 2014 Stock Incentive Plan [incorporated by reference to Exhibit 10.2 to Form 10-Q of the Company's fiscal quarter ended June 30, 2015, File No. 000-19364]
- 10.48 Form of Restricted Stock Unit Award Agreement (for Directors) under the Company's Amended and Restated 2014 Stock Incentive Plan [incorporated by reference to Exhibit 10.3 to Form 10-Q of the Company's fiscal quarter ended June 30, 2016, File No. 000-19364]
- 10.49 Form of Restricted Stock Unit Award Agreement (for Executive Officers) 1-Year Cliff Vesting

under the Company's Amended and Restated 2014 Stock Incentive Plan [incorporated by reference to Exhibit 10.3 to Form 10-Q of the Company's fiscal quarter ended June 30, 2015, File No. 000-19364]

- 10.50 Tivity Health, Inc. Amended and Restated 2014 Stock Incentive Plan [incorporated by reference to Exhibit 99.1 to the Company's Registration Statement on Form S-8 dated May 19, 2015, Registration No. 333-204313]
- 10.51 Form of Restricted Stock Unit Award Agreement (for Executive Officers) for July 1, 2015 under the Company's Amended and Restated 2014 Stock Incentive Plan [incorporated by reference to Exhibit 10.1 to Form 10-Q of the Company's fiscal quarter ended September 30, 2015, File No. 000-19364]
- 10.52 Employment Agreement, dated August 3, 2015, between Healthways, Inc. and Donato Tramuto [incorporated by reference to Exhibit 10.1 to the Company's Current Report on Form 8-K dated August 7, 2015, File No. 000-19364]
- 10.53 Form of Restricted Stock Unit Award Agreement for Mr. Tramuto [incorporated by reference to Exhibit 10.1 to the Company's Current Report on Form 8-K dated August 7, 2015, File No. 000-19364]
- 10.54 Form of Market Stock Unit Award Agreement for Mr. Tramuto [incorporated by reference to Exhibit 10.1 to the Company's Current Report on Form 8-K dated August 7, 2015, File No. 000-19364]
- 10.55 Form of Market Stock Unit Award Agreement for September 24, 2015 [incorporated by reference to Exhibit 10.1 to the Company's Current Report on Form 8-K dated September 28, 2015, File No. 000-19364]
- 10.56 Revised Form of Market Stock Unit Award Agreement for September 24, 2015 [incorporated by reference to Exhibit 10.70 to Form 10-K of the Company's fiscal year ended December 31, 2015, File No. 000-19364]
- 10.57 Form of Market Stock Unit Award Agreement for March 31, 2016 [incorporated by reference to Exhibit 10.1 to Form 10-Q of the Company's fiscal quarter ended March 31, 2016, File No. 000-19364]
- 10.58 Form of Restricted Stock Unit Award Agreement (for Executive Officers and Other Senior Officers) for September 24, 2015 [incorporated by reference to Exhibit 10.2 to the Company's Current Report on Form 8-K dated September 28, 2015, File No. 000-19364]
- 10.59 Revised Form of Restricted Stock Unit Award Agreement (for Executive Officers and Other Senior Officers) for September 24, 2015 [incorporated by reference to Exhibit 10.73 to Form 10-K of the Company's fiscal year ended December 31, 2015, File No. 000-19364]
- 10.60 Form of Director Indemnification Agreement [incorporated by reference to Exhibit 10.1 to the Company's Current Report on Form 8-K dated June 2, 2016, File No. 000-19364]
- 21 Subsidiary List
- 23.1 Consent of PricewaterhouseCoopers LLP
- 31.1 Certification pursuant to section 302 of the Sarbanes-Oxley Act of 2002 made by Donato Tramuto, Chief Executive Officer
- 31.2 Certification pursuant to section 302 of the Sarbanes-Oxley Act of 2002 made by Glenn Hargreaves, Interim Chief Financial Officer
- 32 Certification Pursuant to 18 U.S.C section 1350 as adopted pursuant to Section 906 of the Sarbanes-Oxley Act of 2002 made by Donato Tramuto, Chief Executive Officer, and Glenn

Hargreaves, Interim Chief Financial Officer

(b) Exhibits

Refer to Item 15(a)(3) above.

(c) Not applicable

Item 16. Form 10-K Summary

None.

SIGNATURES

Pursuant to the requirements of section 13 or 15(d) of the Securities Exchange Act of 1934, the registrant has duly caused this Report to be signed on its behalf by the undersigned, thereunto duly authorized.

TIVITY HEALTH, INC.

March 6, 2017

By: /s/ Donato Tramuto
Donato Tramuto
Chief Executive Officer

Pursuant to the requirements of the Securities Exchange Act of 1934, this report has been signed by the following persons on behalf of the Registrant and in the capacities and on the dates indicated.

<u>Signature</u>	<u>Title</u>	<u>Date</u>
<u>/s/ Donato Tramuto</u> Donato Tramuto	Chief Executive Officer and Director (Principal Executive Officer)	March 6, 2017
<u>/s/ Glenn Hargreaves</u> Glenn Hargreaves	Interim Chief Financial Officer and Chief Accounting Officer (Principal Financial and Accounting Officer)	March 6, 2017
<u>/s/ Kevin G. Wills</u> Kevin G. Wills	Chairman of the Board and Director	March 6, 2017
<u>/s/ Mary Jane England, M.D.</u> Mary Jane England, M.D.	Director	March 6, 2017
<u>/s/ Archelle Georgiou, M.D.</u> Archelle Georgiou, M.D.	Director	March 6, 2017
<u>/s/ Robert Greczyn</u> Robert Greczyn	Director	March 6, 2017
<u>/s/ Peter Hudson, M.D.</u> Peter Hudson, M.D.	Director	March 6, 2017
<u>/s/ Bradley S. Karro</u> Bradley S. Karro	Director	March 6, 2017
<u>/s/ Paul H. Keckley</u> Paul H. Keckley	Director	March 6, 2017
<u>/s/ Conan J. Laughlin</u> Conan J. Laughlin	Director	March 6, 2017
<u>/s/ Lee A. Shapiro</u> Lee A. Shapiro	Director	March 6, 2017

UNITED STATES
SECURITIES AND EXCHANGE COMMISSION
Washington, D.C. 20549

FORM 10-K

Annual Report Pursuant to Section 13 or 15(d) of the Securities

Exchange Act of 1934

For the Fiscal Year Ended December 31, 2017

or

Transition Report Pursuant to Section 13 or 15(d) of the Securities

Exchange Act of 1934 Commission file number 000-19364



TIVITY HEALTH, INC.

(Exact name of registrant as specified in its
charter)

Delaware

(State or other jurisdiction of
incorporation or organization)

62-1117144

(I.R.S. Employer
Identification No.)

701 Cool Springs Boulevard, Franklin, TN 37067

(Address of principal executive offices) (Zip code)

(615) 614-4929

(Registrant's telephone number, including area code)

Securities registered pursuant to Section 12(b) of the Act:

Title of each class

Common Stock - \$.001 par value

Name of each exchange on which registered

The Nasdaq Stock Market LLC

Securities registered pursuant to Section 12(g) of the Act: None

Indicate by check mark if the registrant is a well-known seasoned issuer, as defined in Rule 405 of the Securities Act.

Yes

No

Indicate by check mark if the registrant is not required to file reports pursuant to Section 13 or 15(d) of the Act.

Yes

No

Indicate by check mark whether the registrant (1) has filed all reports required to be filed by Section 13 or 15(d) of the Securities Exchange Act of 1934 during the preceding 12 months (or for such shorter period that the registrant was required to file such reports) and (2) has been subject to such filing requirements for the past 90 days.

Yes

No

Indicate by check mark whether the registrant has submitted electronically and posted on its corporate Website, if any, every Interactive Data File required to be submitted and posted pursuant to Rule 405 of Regulation S-T (§ 232.405 of this chapter) during the preceding 12 months (or for such shorter period that the registrant was required to submit and post such files).

Yes

No

Indicate by check mark if disclosure of delinquent filers pursuant to Item 405 of Regulation S-K (§ 229.405 of this chapter) is not contained herein, and will not be contained, to the best of the registrant's knowledge, in definitive proxy or information statements incorporated by reference in Part III of this Form 10-K or any amendment to this Form 10-K.

Indicate by check mark whether the registrant is a large accelerated filer, an accelerated filer, a non-accelerated filer, a smaller reporting company, or emerging growth company. See the definitions of "large accelerated filer", "accelerated filer", "smaller reporting company," and "emerging growth company" in Rule 12b-2 of the Exchange Act.

Large accelerated filer Accelerated filer Non-accelerated filer Smaller reporting company

Emerging growth company

If an emerging growth company, indicate by check mark if the registrant has elected not to use the extended transition period for complying with any new or revised financial accounting standards provided pursuant to Section 13(a) of the Exchange Act.

Indicate by check mark whether the registrant is a shell company (as defined in Rule 12b-2 of the Act).

Yes

No

As of June 30, 2017, the last business day of the registrant's most recently completed second fiscal quarter, the aggregate market value of the voting and non-voting common equity held by non-affiliates of the registrant was approximately \$1.5 billion based on the price at which the shares were last sold for such date on The Nasdaq Stock Market LLC.

As of February 23, 2018, 39,784,760 shares of common stock were outstanding.

DOCUMENTS INCORPORATED BY REFERENCE

Portions of the registrant's Proxy Statement for the 2018 Annual Meeting of Stockholders are incorporated by reference into Part III of this Form 10-K.

Portions of the registrant's Annual Report on Form 10-K for the fiscal year ended December 31, 2016 are incorporated by reference into Part II of this Form 10-K.

Tivity Health, Inc.
Form 10-K

Table of Contents

		Page
Part I		
Item 1.	Business	4
Item 1A.	Risk Factors	7
Item 1B.	Unresolved Staff Comments	13
Item 2.	Properties	13
Item 3.	Legal Proceedings	13
Item 4.	Mine Safety Disclosures	14
Part II		
Item 5.	Market for Registrant's Common Equity, Related Stockholder Matters and Issuer Purchases of Equity Securities	16
Item 6.	Selected Financial Data	18
Item 7.	Management's Discussion and Analysis of Financial Condition and Results of Operations	20
Item 7A.	Quantitative and Qualitative Disclosures About Market Risk	29
Item 8.	Financial Statements and Supplementary Data	30
Item 9.	Changes in and Disagreements with Accountants on Accounting and Financial Disclosure	63
Item 9A.	Controls and Procedures	63
Item 9B.	Other Information	64
Part III		
Item 10.	Directors, Executive Officers and Corporate Governance	65
Item 11.	Executive Compensation	65
Item 12.	Security Ownership of Certain Beneficial Owners and Management and Related Stockholder Matters	65
Item 13.	Certain Relationships and Related Transactions, and Director Independence	65
Item 14.	Principal Accounting Fees and Services	66
Part IV		
Item 15.	Exhibits, Financial Statement Schedules	67
Item 16.	Form 10-K Summary	73

PART I

As used throughout this Annual Report on Form 10-K (this "Report"), unless the context otherwise indicates, the terms "we," "us," "our," "Tivity Health," or the "Company" refer collectively to Tivity Health, Inc. and its wholly-owned subsidiaries.

Item 1. Business

Overview

Tivity Health, Inc. was founded and incorporated in Delaware in 1981. Through our three programs, SilverSneakers® senior fitness, Prime® Fitness and WholeHealth Living™, we are focused on advancing long-lasting health and vitality, especially in aging populations. The SilverSneakers senior fitness program is offered to members of Medicare Advantage, Medicare Supplement, and Group Retiree plans. We also offer Prime Fitness, a fitness facility access program, through commercial health plans and employers. Our national network of fitness centers delivers both SilverSneakers and Prime Fitness. In addition, a small portion of our fitness center network is available for discounted access through our WholeHealth Living program. Our fitness network encompasses approximately 16,000 participating locations and more than 1,000 alternative locations that provide classes outside of traditional fitness centers. Through our WholeHealth Living program, which we sell primarily to health plans, we offer a continuum of services related to complementary, alternative, and physical medicine. Our WholeHealth Living programs include relationships with over 80,000 complementary, alternative, and physical medicine practitioners to serve individuals through health plans and employers who seek health services such as chiropractic care, acupuncture, physical therapy, occupational therapy, speech therapy, and more.

Effective July 31, 2016, we sold our total population health services ("TPHS") business to Sharecare, Inc. ("Sharecare"). The TPHS business took a systematic approach to keeping healthy people healthy, eliminating or reducing lifestyle risks and optimizing care for persistent or chronic conditions. The TPHS business included our partnerships with Blue Zones, LLC, and Dr. Dean Ornish (the Blue Zones Project by Healthways™ and Dr. Dean Ornish's Program for Reversing Heart Disease™, respectively), our joint venture with Gallup, Inc. ("Gallup"), Navvis Healthcare, LLC ("Navvis"), MeYou Health, LLC ("MeYou Health"), and our international operations. While Navvis and MeYou Health were part of our TPHS business, they were sold separately to other buyers in November 2015 and June 2016, respectively. Results of operations for the TPHS business have been classified as discontinued operations for all periods presented in the consolidated financial statements.

The Company is headquartered at 701 Cool Springs Boulevard, Franklin, Tennessee 37067.

Customer Contracts

Our customer contracts generally have initial terms of approximately three years. Some of our contracts allow the customer to terminate early and/or determine on an annual basis to which of their members they will offer our programs.

Business Strategy

Our "A-B-C-D" strategy, which will leverage both our traditional physical footprint and developing digital platforms, is designed to (A) add new members in our three existing networks - SilverSneakers®, Prime® Fitness and WholeHealth Living™, (B) build engagement and participation among our current eligible members, (C) collaborate with partners to add new products and services that will leverage the value of our brand, and (D) deepen relationships with our partners and their instructors within our national network. In addition to the A-B-C-D strategy, we are focused on supporting the ability of our health plan customers to meet the needs of their members as well as providing a valuable service to improve the health and well-being of the consumers we serve through our networks and with our programs.

We engage and support our members based on the needs and preferences of our customers. Within our fitness networks, we have approximately 16,000 participating locations and more than 1,000 alternative locations that provide classes outside of traditional fitness centers. More than 14,000 of these participating locations within the national network deliver our proprietary SilverSneakers fitness program, and more than 10,000 of these locations offer Prime Fitness.

Segment and Major Customer Information

We have one operating and reportable segment. During 2017, Humana, Inc. ("Humana") and United Healthcare, Inc. ("United Healthcare") each comprised more than 10%, and together comprised approximately 38%, of our revenues from continuing operations. Our primary contract with Humana was renewed in 2018 and continues through December 31, 2022. Our primary contract with United Healthcare continues through December 31, 2020. No other customer accounted for 10% or more of our revenues from continuing operations in 2017. See Note 19 to the notes to consolidated financial statements included in this Report relating to revenues from external customers and customer concentration.

Competition

The healthcare industry is highly competitive, and the manner in which services are provided is subject to continual change. Other entities, whose financial and marketing resources may exceed our resources, may choose to initiate or expand programs in competition with our offerings.

We believe we have certain advantages over our competitors such as our proprietary class programming; the brand recognition of programs such as SilverSneakers; the depth and breadth of our fitness center network relationships, which encompass approximately 16,000 participating locations; and the trusting connections with our members developed over 25 years that have generated nearly 600 million member visits to participating locations. However, we cannot assure you that we can compete effectively with other entities such as those noted above.

Industry Integration and Consolidation

Consolidation remains an important factor in all aspects of the healthcare industry. While we believe the size of our membership base provides us with the economies of scale to compete even in a consolidating market, we cannot assure you that we can effectively compete with companies formed as a result of industry consolidation or that we can retain existing customers if they are acquired by other entities that already have or contract for programs similar to ours or are not interested in our programs.

Governmental Regulation

Governmental regulation impacts us in a number of ways in addition to those regulatory risks presented under Item 1A. "Risk Factors" below.

Health Reform

In recent years, Congress and certain state governments have passed a large number of laws and regulations intended to result in major changes within the healthcare system. The Patient Protection and Affordable Care Act, as amended by the Health Care and Education Reconciliation Act of 2010 (collectively, the "ACA"), the most prominent of these efforts, changes how healthcare services are covered, delivered, and reimbursed through, among other things, expanded health insurance coverage, reduced growth in Medicare program spending and the establishment of programs that tie reimbursement to care quality and value. However, there is substantial uncertainty regarding the ongoing effects of the ACA because the presidential administration and certain members of Congress have stated their intent to repeal or make significant changes to the ACA, its implementation or its interpretation. For example, in 2017, Congress eliminated the financial penalty associated with the ACA's individual mandate, effective January 2019. The president has signed an executive order that directs agencies to minimize "economic and regulatory burdens" of the ACA, but it is unclear how this executive order will be implemented. It is difficult to predict whether, when or how the ACA will be further changed, what alternative provisions, if any, will be enacted, the timing of implementation of any alternative provisions, and the impact of alternative provisions on providers and other healthcare industry participants.

The ACA, as currently structured, contains provisions that affect our customers, including commercial health plans and Medicare Advantage programs. The ACA has decreased the number of uninsured individuals and expanded coverage through the expansion of public programs and private sector health insurance. However, the ACA also may increase costs and/or reduce the revenues of our customers or prospective customers. For

example, the ACA prohibits commercial health plans from using gender, health status, family history, or occupation to set premium rates, eliminates pre-existing condition exclusions, and bans annual benefit limits. In addition, the ACA established uniform minimum medical loss ratios (“MLRs”) for health plans, requiring a minimum percentage of health coverage premium revenue to be spent on healthcare medical costs and quality improvement expenses. The ACA also reduced premium payments to Medicare Advantage plans such that the managed care per capita payments paid by HHS to Medicare Advantage plans are now, on average, approximately equal to those for traditional Medicare. While the ACA provides for bonuses to Medicare Advantage plans that achieve service benchmarks and quality ratings, overall payments to Medicare Advantage plans have been significantly reduced under the ACA.

Other Laws

While many of the governmental and regulatory requirements affecting healthcare delivery generally do not directly apply to us, our customers must comply with a variety of regulations including those governing Medicare Advantage plans and their marketing and the licensing and reimbursement requirements of federal, state and local agencies. Certain of our services, including health service utilization management and certain claims payment functions, require licensure by state government agencies. We are subject to a variety of legal requirements in order to obtain and maintain such licenses.

Federal privacy regulations issued pursuant to the Health Insurance Portability and Accountability Act of 1996 (“HIPAA”) extensively restrict the use and disclosure of individually-identifiable health information by health plans, most healthcare providers, and certain other entities (collectively, “covered entities”). Federal security regulations issued pursuant to HIPAA require covered entities to implement and maintain administrative, physical and technical safeguards to protect the confidentiality, integrity and availability of electronic individually-identifiable health information. Because we handle individually-identifiable health information on behalf of covered entities, we are considered a “business associate” and are required to comply with most aspects of the HIPAA privacy and security regulations.

Violations of HIPAA and its implementing regulations may result in criminal penalties and in substantial civil penalties for each violation. These penalties are updated annually based on changes to the consumer price index. In addition, we may be contractually or directly obligated to comply with any applicable state laws or regulations related to the confidentiality and security of confidential personal information. In the event of a data breach involving individually-identifiable health information, we are subject to contractual obligations and state and federal requirements that require us to notify our customers. These requirements may also require us or our customers to notify affected individuals, regulatory agencies, and the media of the data breach. Non-permitted uses and disclosures of unsecured individually identifiable health information are presumed to be breaches for which notice is required, unless it can be demonstrated that there is a low probability the information has been compromised.

Federal law contains various prohibitions related to false statements and false claims, some of which apply to private payors as well as federal programs. Our contracts with Medicare Advantage plans may subject us to a number of obligations, including billing and reimbursement requirements, prohibitions on fraudulent and abusive conduct and related training and screening obligations. Actions may be brought under the federal False Claims Act by the government as well as by private individuals, known as “whistleblowers,” who are permitted to share in any settlement or judgment. Liability under the federal False Claims Act arises when an entity knowingly submits a false claim for reimbursement to the federal government. The federal False Claims Act defines the term “knowingly” broadly. There are many other potential bases for liability under the federal False Claims Act, including knowingly and improperly avoiding repayment of an overpayment received from the government and the knowing failure to report and return an overpayment within 60 days of identifying the overpayment. The submission of claims for services or items generated in violation of certain “fraud and abuse” provisions of the Social Security Act, including the anti-kickback provisions, constitutes a false or fraudulent claim under the federal False Claims Act. In some cases, whistleblowers, the federal government, and some courts have taken the position that entities that allegedly have violated other statutes, such as the federal self-referral prohibition commonly known as the Stark Law, have thereby submitted false claims under the federal False Claims Act.

From time to time, participants in the healthcare industry, including our company and our customers, may be subject to actions under the federal False Claims Act or other fraud and abuse laws, including similar state statutes, and it is not possible to predict the impact of such actions. Violations of applicable laws may result in significant civil and criminal penalties. For example, violations of the federal False Claims Act may

result in penalties of three times the actual damages sustained by the government, plus substantial mandatory civil penalties for each separate false claim. These penalties are updated annually based on changes to the consumer price index.

Because of the international operations previously conducted as part of our TPHS business that we sold to Sharecare in July 2016, we were subject to the U.S. Foreign Corrupt Practices Act (the "FCPA") and similar anti-bribery laws of other countries in which we provided services prior to the sale. The FCPA and similar antibribery laws generally prohibit companies and their intermediaries from making improper payments to government officials or other third parties for the purpose of obtaining or retaining business or gaining any business advantage. Failure to comply with the FCPA and similar legislation prior to the sale of our TPHS business could result in the imposition of civil or criminal fines and penalties.

Employees

As of February 21, 2018, we had approximately 475 employees. Our employees are not subject to any collective bargaining agreements. We believe we have good relationships with our employees.

Available Information

Our Internet address is www.tivityhealth.com. We make available free of charge, on or through our Internet website, our annual reports on Form 10-K, quarterly reports on Form 10-Q, current reports on Form 8-K, and amendments to those reports filed or furnished pursuant to Section 13(a) or 15(d) of the Securities Exchange Act of 1934, as amended (the "Exchange Act"), as soon as reasonably practicable after we electronically file such material with, or furnish it to, the Securities and Exchange Commission (the "SEC"). The public may read and copy any materials that we file with the SEC at the SEC's Public Reference Room at 100 F Street NE, Washington DC 20549. The public may obtain information on the operation of the Public Reference Room by calling the SEC at 1-800-SEC-0330. The SEC maintains an Internet site that contains periodic reports, proxy and information statements, and other information regarding issuers that file electronically with the SEC at www.sec.gov.

Item 1A. Risk Factors

In the execution of our business strategy, our operations and financial condition are subject to certain risks. A summary of certain material risks is provided below, and you should take such risks into account in evaluating any investment decision involving the Company. This section does not describe all risks applicable to us and is intended only as a summary of certain material factors that could impact our operations in the industry in which we operate. Other sections of this Report contain additional information concerning these and other risks.

A significant percentage of our revenues is derived from health plan customers.

A significant percentage of our revenues is derived from health plan customers. The health plan industry may continue to consolidate, and we cannot assure you that we will be able to retain health plan customers, or continue to provide our products and services to such health plan customers on terms at least as favorable to us as currently provided, if they are acquired by other health plans that already participate in competing programs or are not interested in our programs. Increasing vertical integration efforts involving health plans and healthcare providers or entities that provide wellness services may increase these challenges. Our health plan customers that are part of larger healthcare enterprises may have greater bargaining power, which may lead to further pressure on the prices for our products and services. In addition, a reduction in the number of covered lives enrolled with our health plan customers or in the payments we receive could adversely affect our results of operations. Our health plan customers are subject to continuing competition and reduced reimbursement rates from governmental and private sources, which could lead current or prospective customers to seek reduced fees or choose to reduce or delay the purchase of our services. Finally, health plan customers could attempt to offer services themselves that compete directly with our offerings, stop providing our offerings to certain or all of their members, or offer fitness benefits in addition to SilverSneakers, which could adversely affect our business and results of operations.

We currently derive a significant percentage of our revenues from two customers.

For the year ended December 31, 2017, Humana and United Healthcare each comprised more than

10%, and together comprised approximately 38%, of our revenues from continuing operations. Our primary contract with Humana was renewed in 2018 and continues through December 31, 2022. The term of our contract with United Healthcare continues through December 31, 2020. The loss or restructuring of a contract with Humana, United Healthcare or any of our other significant customers could have a material adverse effect on our business and results of operations. Neither of these contracts allows Humana or United Healthcare to terminate for convenience prior to the expiration of the contract.

In 2018, United Healthcare discontinued offering SilverSneakers to its individual Medicare Advantage beneficiaries in nine states and instead provided those beneficiaries a fitness benefit offered by its wholly owned subsidiary Optum, while continuing to offer SilverSneakers to its individual Medicare Advantage beneficiaries in 34 states and to its group Medicare Advantage members in all 50 states. While we believe United Healthcare values the health benefits that SilverSneakers presents to its Medicare Advantage beneficiaries as well as the brand recognition of SilverSneakers among active seniors, United Healthcare may discontinue offering SilverSneakers to its Medicare Advantage beneficiaries in additional states in 2019 or 2020 within contractual limitations and/or may offer multiple fitness benefits, including SilverSneakers.

Our inability to renew and/or maintain contracts with our customers could adversely affect our business and results of operations.

If our customers choose not to renew their contracts with us, our business and results of operations could be materially adversely affected.

Reductions in Medicare Advantage health plan reimbursement rates may negatively impact our business and results of operations.

A significant portion of our revenue is indirectly derived from the monthly premium payments paid by HHS to health plans, who are our customers, for services provided to Medicare Advantage beneficiaries. As a result, our results of operations are, in part, dependent on government funding levels for Medicare Advantage programs. Any changes that limit or reduce Medicare Advantage reimbursement levels, such as reductions in or limitations of reimbursement amounts or rates under these programs, reductions in funding of these programs, expansion of benefits without adequate funding, elimination of coverage for certain benefits, or elimination of coverage affecting the services that we provide, could have a material adverse effect on our customers, and as a result, on our business and results of operations.

Our business strategy relating to the development and introduction of new products and services exposes us to risks such as limited customer acceptance and additional expenditures that may not result in additional net revenue.

An important component of our business strategy is to focus on new products and services that enable us to provide immediate value to our customers. Customer acceptance of these new products and services cannot be predicted with certainty, and if we fail to execute properly on this strategy or to adapt this strategy as market conditions evolve, our ability to grow revenue and our results of operations may be adversely affected.

If we fail to successfully implement our business strategy, our financial performance and our growth could be materially and adversely affected.

Our future financial performance and success are dependent in large part upon our ability to implement our business strategy successfully. Implementation of our strategy will require effective management of our operational, financial and human resources and will place significant demands on those resources. See Item 1. "Business – Business Strategy" for more information regarding our business strategy. There are risks involved in pursuing our strategy, including the ability to hire or retain the personnel necessary to manage our strategy effectively.

In addition to the risks set forth above, implementation of our business strategy could be affected by a number of factors beyond our control, such as increased competition, legal developments, government regulation, general economic conditions, increased operating costs or expenses, and changes in industry trends. We may decide to alter or discontinue certain aspects of our business strategy at any time. If we are not able to implement our business strategy successfully, our long-term growth and profitability may be adversely

affected. Even if we are able to implement some or all of the initiatives of our business strategy successfully, our operating results may not improve to the extent we anticipate, or at all.

Our results of operations could be adversely affected by severe or unexpected weather, health epidemics or outbreaks of disease.

Adverse weather conditions or other extreme changes in the weather may cause people to refrain, or prevent people, from visiting participating locations and using our services. Additionally, widespread health epidemics or outbreaks of disease, such as influenza, may cause members to avoid public gathering places and negatively impact their use of our services. As some of the fees that we charge our customers are based on a combination of PMPM and member participation, a decrease in member participation could adversely affect our business and results of operations.

We may experience difficulties associated with the implementation and/or integration of new businesses, services (including outsourced services), technologies, solutions, or products.

We may face difficulties, costs, and delays in effectively implementing and/or integrating acquired businesses, services (including outsourced services), technologies, solutions, or products into our business. Implementing internally-developed solutions and products, and/or integrating newly acquired businesses, services (including outsourced services), and technologies could be time-consuming and may strain our resources. Consequently, we may not be successful in implementing and/or integrating these new businesses, services, technologies, solutions, or products and may not achieve anticipated revenue and cost benefits.

Changes in macroeconomic conditions may adversely affect our business.

Economic difficulties and other macroeconomic conditions could reduce the demand and/or the timing of purchases for certain of our services from customers and potential customers. Loss of a significant customer or a reduction in a customer's enrolled lives could have a material adverse effect on our business and results of operations. In addition, changes in economic conditions could create liquidity and credit constraints. We cannot assure you that we would be able to secure additional financing if needed and, if such funds were available, that the terms and conditions would be acceptable to us.

The performance of our business and the level of our indebtedness could prevent us from meeting the obligations under our credit agreement or the cash convertible senior notes or have an adverse effect on our future financial condition, our ability to raise additional capital, or our ability to react to changes in the economy or our industry.

On July 16, 2013, we completed the issuance of \$150.0 million aggregate principal amount of cash convertible senior notes due July 1, 2018 (the "Cash Convertible Notes"), all of which are still outstanding. On April 21, 2017, we entered into a new Revolving Credit and Term Loan Agreement (the "Credit Agreement") with a group of lenders. As of December 31, 2017, our long-term debt under these arrangements, including the current portion but excluding the debt discount, was \$150.0 million.

Our ability to service our indebtedness (including any debt outstanding under the Credit Agreement and the Cash Convertible Notes) will depend on our ability to generate cash in the future. We cannot assure you that our business will generate sufficient cash flow from operations or that future borrowings will be available in an amount sufficient to enable us to service our indebtedness or to fund other liquidity needs.

The Credit Agreement contains various financial covenants and limits repurchases of our common stock and the amount of dividends that we can pay to holders of our common stock. A breach of any of these covenants could result in a default under the Credit Agreement in which all amounts outstanding under the Credit Agreement may become immediately due and payable and all commitments under the Credit Agreement to extend further credit may be terminated. In addition, a payment default, including an acceleration following an event of default, under the Credit Agreement or under our indenture for the Cash Convertible Notes could each trigger an event of default under the other debt instrument, which could result in the principal of and the accrued and unpaid interest on such debt becoming due and payable.

Our indebtedness could adversely affect our future financial condition or our ability to react to changes in the economy or industry by, among other things:

- increasing our vulnerability to a downturn in general economic conditions, loss of revenue and/or profit margins in our business, or to increases in interest rates, particularly with respect to the portion of our outstanding debt that is subject to variable interest rates;
- potentially limiting our ability to obtain additional financing or to obtain such financing on favorable terms;
- causing us to dedicate a portion of future cash flow from operations to service or pay down our debt, which reduces the cash available for other purposes, such as operations, capital expenditures, and future business opportunities; and
- possibly limiting our ability to adjust to changing market conditions and placing us at a competitive disadvantage compared to our competitors who may be less leveraged.

The accounting for the Cash Convertible Notes and related cash convertible notes hedge transactions may result in volatility to our consolidated statements of comprehensive income (loss).

The cash conversion derivative that is part of the Cash Convertible Notes ("Cash Conversion Derivative") is accounted for as a derivative liability pursuant to Accounting Standards Codification ("ASC") Topic 470, Debt, relating to derivative instruments and hedging activities. In general, the initial valuation of the conversion option was bifurcated from the debt component of the Cash Convertible Notes and is measured at fair value each reporting period. For each financial statement period after issuance of the Cash Convertible Notes, a hedge gain (or loss) will be reported in our consolidated statements of comprehensive income (loss) to the extent the valuation of the Cash Conversion Derivative changes from the previous period. In connection with the issuance of the Cash Convertible Notes, we entered into privately negotiated convertible note hedge transactions (the "Cash Convertible Notes Hedges"), which are cash-settled, recorded and carried at fair value as a derivative asset and intended to offset the gain (or loss) associated with changes to the valuation of the Cash Conversion Derivative. Although we do not expect there to be a material net impact to our consolidated statements of comprehensive income (loss) as a result of our issuing the Cash Convertible Notes and entering into the Cash Convertible Notes Hedges, we cannot assure you these transactions will be completely offset, which may result in volatility to our consolidated statements of comprehensive income (loss).

We are subject to counterparty risk with respect to the Cash Convertible Notes Hedges.

The counterparties to the Cash Convertible Notes Hedges (the "Counterparties") are financial institutions or affiliates of financial institutions, and we will be subject to the risk that these Counterparties may default or otherwise fail to perform, or may exercise certain rights to terminate their obligations, under the Cash Convertible Notes Hedges. Our exposure to the credit risk of the Counterparties will not be secured by any collateral. If one or more of the Counterparties to one or more of the Cash Convertible Notes Hedges becomes subject to insolvency proceedings, we will become an unsecured creditor in those proceedings with a claim equal to our exposure at the time under those transactions. Our exposure will depend on many factors but, generally, the increase in our exposure will be correlated to the increase in the market price of our common stock and in volatility of our common stock. In addition, upon a default or other failure to perform, or a termination of obligations by one of the Counterparties we may suffer adverse tax consequences and dilution with respect to our common stock. We can provide no assurances as to the financial stability or viability of any of the Counterparties.

We have a significant amount of goodwill and intangible assets, the value of which could become impaired.

We have recorded significant portions of the purchase price of certain acquisitions as goodwill and/or intangible assets. At December 31, 2017, we had approximately \$334.7 million and \$29.0 million of goodwill and intangible assets, respectively. We review goodwill and intangible assets not subject to amortization for impairment on an annual basis (during the fourth quarter) or more frequently whenever events or circumstances indicate that the carrying value may not be recoverable. If we determine that the carrying values of our goodwill and/or intangible assets are impaired, we may incur a non-cash charge to earnings, which could have a material adverse effect on our results of operations for the period in which the impairment occurs.

A failure of our information systems could adversely affect our business.

Our ability to deliver our services depends on effectively using information technology.

We rely upon our information systems for operating and monitoring all major aspects of our business. These systems and, therefore, our operations could be damaged or interrupted by natural disasters, power loss, network failure, improper operation by our employees, data privacy or security breaches, computer viruses, computer hacking, network penetration or other illegal intrusions or other unexpected events. Any disruption in the operation of our information systems, regardless of the cause, could adversely impact our operations, which may adversely affect our financial condition, results of operations and cash flows.

A cybersecurity incident could result in the loss of confidential data, give rise to remediation and other expenses, expose us to liability under HIPAA, consumer protection laws, or common law theories, subject us to litigation and federal and state governmental inquiries, damage our reputation, and otherwise be disruptive to our business.

The nature of our business involves the receipt and storage of individually identifiable health information about the participants in our programs. The secure maintenance of this confidential information is critical to our business operations. To protect our information systems from attack, damage and unauthorized use, we have implemented multiple layers of security, including technical safeguards, processes, and our people. Our defenses are monitored and routinely tested internally and by external parties. Despite these efforts, threats from malicious persons and groups, new vulnerabilities, and advanced attacks against information systems create risk of cybersecurity incidents. There can be no assurance that we will not be subject to cybersecurity incidents that bypass our security measures, result in loss of personal health information or other data subject to privacy laws or disrupt our information systems or business. As a result, cybersecurity and the continued development and enhancement of our controls, processes and practices remain a priority for us. We may be required to expend significant additional resources in our efforts to modify or enhance our protective measures against evolving threats or to investigate and remediate any cybersecurity vulnerabilities. The occurrence of a breach in security of our systems or those of our third-party vendors and other service providers could result in interruptions, delays, the loss, access, misappropriation, disclosure or corruption of data, liability under privacy, security and consumer protection laws or litigation under these or other laws, including common law theories, and subject us to federal and state governmental inquiries, any of which could have a material adverse effect on our financial condition and results of operations and harm our business reputation.

In order to be successful, we must attract, engage, retain and integrate key employees and have adequate succession plans in place, and failure to do so could have an adverse effect on our ability to manage our business.

Our success depends, in large part, on our ability to attract, engage, retain and integrate qualified executives and other key employees throughout all areas of our business. Identifying, developing internally or hiring externally, training and retaining highly-skilled managerial and other personnel are critical to our future, and competition for experienced employees can be intense. Failure to successfully hire executives and key employees or the loss of any executives and key employees could have a significant impact on our operations. The loss of services of any key personnel, the inability to retain and attract qualified personnel in the future, or delays in hiring may harm our business and results of operations. Further, changes in our management team may be disruptive to our business, and any failure to successfully integrate key new hires could adversely affect our business and results of operations.

We face competition for staffing, which may increase our labor costs and reduce profitability.

We compete with other healthcare and services providers in recruiting qualified management, including executives with the required skills and experience to operate and grow our business, and staff personnel for the day-to-day operations of our business. These challenges may require us to enhance wages and benefits to recruit and retain qualified management and other professionals. Difficulties in attracting and retaining qualified management and other professionals, or in controlling labor costs, could have a material adverse effect on our profitability.

We are or may become a party to litigation that could potentially force us to pay significant damages and/or harm our reputation.

We are subject to certain legal proceedings that arise in the ordinary course of business. These legal

proceedings and any other claims that we may face in the future, whether with or without merit, could result in costly litigation, and divert the time, attention, and resources of our management. Although we currently maintain various types of liability insurance, there can be no assurance that the coverage limits of such insurance policies will be adequate or that all such claims will be covered by insurance. Although we believe that we have conducted our operations in full compliance with applicable statutory and contractual requirements and that we have meritorious defenses to outstanding claims, it is possible that resolution of these legal matters could have a material adverse effect on our results of operations. In addition, legal expenses associated with the defense of these matters may be material to our results of operations in a particular financial reporting period.

Damage to our reputation could harm our business, including our competitive position and business prospects.

Our ability to attract and retain customers, members and employees is impacted by our reputation. Harm to our reputation can arise from various sources, including employee misconduct, security breaches, unethical behavior, litigation or regulatory outcomes, which could, among other consequences, increase the size and number of litigation claims and damages asserted or subject us to enforcement actions, fines and penalties and cause us to incur related costs and expenses.

We could be adversely affected by violations of the FCPA and similar anti-bribery laws of other countries in which we provided services prior to the sale of our TPHS business.

Because of the international operations that we previously conducted as part of our TPHS business that we sold to Sharecare in July 2016, we could be adversely affected by violations of the FCPA and similar anti-bribery laws of other countries in which we provided services prior to the sale. The FCPA and similar anti-bribery laws generally prohibit companies and their intermediaries from making improper payments to government officials or other third parties for the purpose of obtaining or retaining business or gaining any business advantage. While our policies mandated compliance with these anti-bribery laws, we cannot provide assurance that our internal control policies and procedures always protected us from reckless or criminal acts committed by our employees, contractors or agents. Failure to comply with the FCPA and similar legislation prior to the sale of our TPHS business could result in the imposition of civil or criminal fines and penalties and could disrupt our business and adversely affect our results of operations, cash flows and financial condition.

Compliance with existing or newly adopted federal and state laws and regulations or new or revised interpretations of such requirements could adversely affect our results of operations or may require us to spend substantial amounts, and the failure to comply with applicable laws and regulations could subject us to penalties or negatively impact our ability to provide services.

Our customers are subject to considerable state and federal government regulation, and a substantial majority of our business involves providing services to Medicare Advantage beneficiaries. As a result, we are subject directly to various federal laws and regulations, including the federal False Claims Act, billing and reimbursement requirements and other provisions related to fraud and abuse. CMS is in the process of expanding its Recovery Audit Contractor ("RAC") program for Medicare Advantage, which may result in increased government enforcement. Further, our contracts with Medicare Advantage plans require us to comply with a number of regulatory provisions and permit these customers to perform compliance audits. Many of these regulations are vaguely written and subject to differing interpretations that may, in certain cases, result in unintended consequences that could impact our ability to effectively deliver services. Further, we are required to comply with most requirements of the HIPAA privacy and security laws and regulations and may be subject to criminal or civil penalties for violations of these regulations. Certain of our services, including health utilization management and certain claims payment functions, require licensure and may be regulated by government agencies. We are subject to a variety of legal requirements in order to obtain and maintain such licenses, but little guidance is available to determine the scope of some of these requirements.

We continually monitor the extent to which federal and state legislation and regulations govern our operations. New federal or state laws or regulations or new interpretations of existing requirements that affect our operations could have a material adverse effect on our results of operations. If we are found to have violated applicable laws, to have caused any of our customers to submit false claims or make false statements, or to have failed to comply with our contractual compliance obligations, we could be required to restructure our operations, be subject to contractual penalties, including termination of our customer agreements, and be subject to

significant civil and criminal penalties.

Healthcare reform efforts may result in a reduction to our revenues from government health programs and private insurance companies or otherwise directly or indirectly impact our business.

The healthcare industry is subject to various political, regulatory, scientific, and technological influences. Efforts at federal and state levels of government have resulted in laws and regulations intended to effect significant change within the healthcare system. The ACA, the most prominent of these efforts, affects coverage, delivery, and reimbursement of healthcare services. Among other effects, several of its provisions may increase the costs and/or reduce the revenues of our customers or prospective customers. For example, the ACA eliminates pre-existing condition exclusions by commercial health plans, bans annual benefit limits, and mandates minimum MLRs for health plans.

However, there is substantial uncertainty regarding the net effect and future of the ACA. The presidential administration and certain members of Congress continue to attempt to repeal or make significant changes to the ACA, its implementation and its interpretation. The president signed an executive order that directs agencies to minimize “economic and regulatory burdens” of the ACA, but it is unclear how this executive order will be implemented. It is possible that the reforms imposed by the ACA or uncertainty regarding its repeal or significant changes to the law will adversely affect the profitability of our customers and cause our customers or prospective customers to reduce or delay the purchase of our services or to demand reduced fees. Because of this uncertainty and many other variables, including the ACA’s complexity and the difficulty of predicting the impact of changes on other healthcare industry participants, we are unable to predict all of the ways in which the ACA could impact the Company. Furthermore, we could also be impacted by future healthcare reform legislative and regulatory initiatives.

The Tax Cuts and Jobs Act could have material effects on the Company.

The Tax Cut and Jobs Act (the “Tax Act”) was signed into law on December 22, 2017 and includes a number of changes to existing U.S. tax laws that impact us, most notably a reduction of the U.S. corporate income tax rate from 35% to 21% for tax years beginning after December 31, 2017. The Tax Act also provides for a one-time transition tax on certain foreign earnings and the acceleration of depreciation for certain assets placed into service after September 27, 2017. In addition, it provides for prospective changes beginning in 2018, including acceleration of tax revenue recognition and additional limitations on executive compensation and the deductibility of interest.

We are currently evaluating the Tax Act with our professional advisers; we cannot predict at this time the full impact of the Tax Act on the Company in future periods and make no assurances in that regard.

Item 1B. Unresolved Staff Comments

None.

Item 2. Properties

We lease approximately 264,000 square feet of office space for our corporate headquarters in Franklin, Tennessee, approximately 221,000 square feet of which is subleased, pursuant to an agreement that expires in February 2023. We also lease approximately 92,000 square feet of office space in Chandler, Arizona (pursuant to an agreement that expires in April 2020), and approximately 6,000 square feet of office space in Ashburn, Virginia.

Item 3. Legal Proceedings

On November 6, 2017, United Healthcare issued a press release announcing expansion of its fitness benefits (“United Press Release”), and the market price of the Company’s shares of common stock dropped on that same day. In connection with the United Press Release, two lawsuits have been filed against the Company as described below. We intend to vigorously defend ourselves against both complaints.

On November 20, 2017, Eric Weiner, claiming to be a stockholder of the Company, filed a complaint on behalf of stockholders who purchased the Company’s common stock between February 24, 2017 and November 3, 2017 (“Weiner Lawsuit”). The Weiner Lawsuit was filed as a class action in the U.S. District Court for the Middle

District of Tennessee, naming the Company, the Company's chief executive officer, chief financial officer and chief accounting officer as defendants. The complaint alleges that the defendants violated Sections 10(b) and 20(a) of the Securities Exchange Act of 1934 (the "Exchange Act") and Rule 10b-5 promulgated under the Exchange Act in making false and misleading statements and omissions related to the United Press Release. The complaint seeks monetary damages on behalf of the purported class. On January 19, 2018, the Oklahoma Firefighters Pension and Retirement System filed a motion to appoint counsel and lead plaintiff.

On January 26, 2018, Charles Denham, claiming to be a stockholder of the Company, filed a purported shareholder derivative action, on behalf of the Company, in the U.S. District Court for the Middle District of Tennessee, naming the Company as a nominal defendant and the Company's chief executive officer, chief financial officer, chief accounting officer, current directors of the Company and a former director of the Company, as defendants. The complaint asserts claims for breach of fiduciary duty, waste, and unjust enrichment, largely tracking allegations in the Weiner Lawsuit. The complaint further alleges that certain defendants engaged in insider trading. The plaintiff seeks monetary damages on behalf of the Company, certain corporate governance and internal procedural reforms, and other equitable relief.

Additionally, from time to time, we are subject to contractual disputes, claims and legal proceedings that arise from time to time in the ordinary course of our business. While we are unable to estimate a range of potential losses, we do not believe that any of the legal proceedings pending against us as of the date of this Report, some of which are expected to be covered by insurance policies, will have a material adverse effect on our financial statements. As these matters are subject to inherent uncertainties, our view of these matters may change in the future.

Item 4. Mine Safety Disclosures

Not applicable.

Executive Officers of the Registrant

The following table sets forth certain information regarding our executive officers as of February 28, 2018. Executive officers of the Company serve at the pleasure of the Board.

<u>Officer</u>	<u>Age</u>	<u>Position</u>
Donato Tramuto	61	Chief Executive Officer of the Company since November 2015. Chief Executive Officer and Chairman of the Board of Physicians Interactive Holdings from July 2013 to October 2015. Chief Executive Officer, Founder and Vice Chairman of Physicians Interactive Holdings from October 2008 to July 2013. Chief Executive Officer of i3 from 2004 to 2006. Chief Executive Officer and Co-Founder of Constella Health Strategies from 1998 to 2003.
Adam Holland	39	Chief Financial Officer of the Company since June 2017. Chief Financial Officer of Kirkland's, Inc. from February 2015 to June 2017, Chief Accounting Officer of Kirkland's, Inc. from August 2014 to February 2015 and Vice President of Finance of Kirkland's, Inc. from August 2008 to February 2015.
Glenn Hargreaves	51	Chief Accounting Officer of the Company since July 2012 and Controller since January 2011. Interim Chief Financial Officer from November 2016 until June 2017. Director of Tax of the Company from April 2005 until January 2011.
Mary Flipse	51	Chief Legal Officer of the Company since November 2015. General Counsel of the Company from July 2012 to March 2016. Director, Corporate Counsel of the Company from February 2012 to July 2012. Operations Counsel of the Company from August 2011 until February 2012. Assistant General Counsel of King Pharmaceuticals from May 2005 to July 2011.

PART II

Item 5. Market for Registrant's Common Equity, Related Stockholder Matters and Issuer Purchases of Equity Securities

Market Information

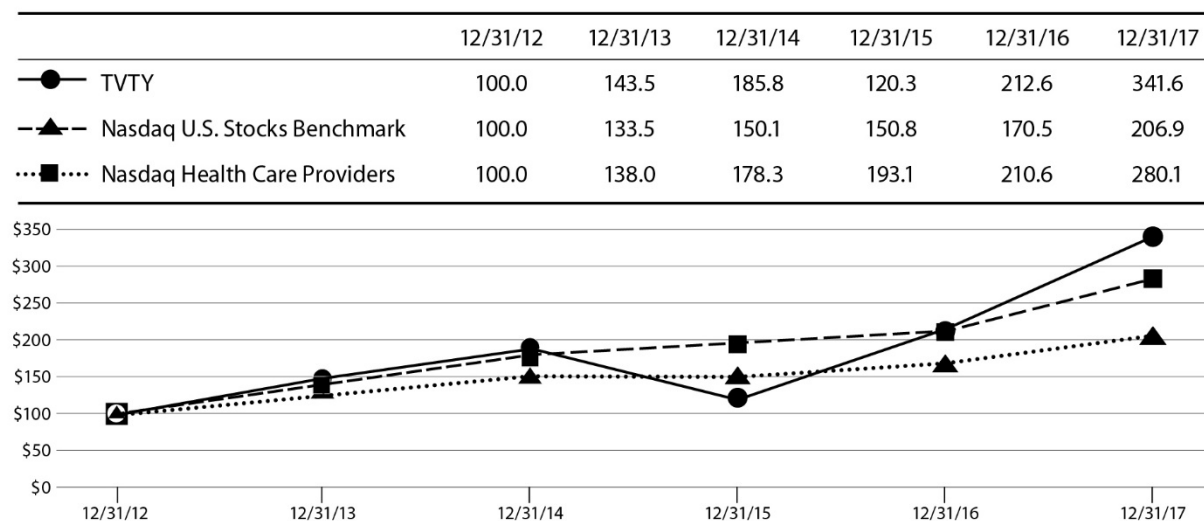
Our common stock is traded on The Nasdaq Stock Market ("Nasdaq") under the symbol "TVTY".

The following table sets forth the high and low sales prices per share of our common stock as reported by Nasdaq for the relevant periods.

	High	Low
Year ended December 31, 2017		
First quarter	\$ 30.55	\$ 20.60
Second quarter	40.45	27.95
Third quarter	41.55	35.65
Fourth quarter	48.50	29.95
Year ended December 31, 2016		
First quarter	\$ 13.27	\$ 9.18
Second quarter	12.79	9.54
Third quarter	27.30	11.48
Fourth quarter	26.92	19.25

Performance Graph

The following graph compares the total stockholder return of \$100 invested on December 31, 2012 in (a) the Company, (b) the Nasdaq U.S. Stocks Benchmark index and (c) the Nasdaq Health Care Providers index, assuming the reinvestment of all dividends.



The stock price performance shown on this graph is not necessarily indicative of future price performance.

Notes:

- A. The lines represent annual index levels derived from compounded daily returns that include all dividends.
- B. The indexes are reweighted daily, using the market capitalization on the previous trading day.
- C. If the annual interval, based on the fiscal year end, is not a trading day, the preceding trading day is used.
- D. The index level for all series was set to \$100.00 on December 31, 2012.

Unregistered Sales of Equity Securities

Pursuant to the Investment Agreement with CareFirst Holdings, LLC ("CareFirst") (as described in footnote 7 in our Annual Report on Form 10-K for the fiscal year ended December 31, 2016, which is hereby incorporated by reference into this Report), CareFirst had an opportunity to earn warrants based on achievement of certain quarterly thresholds for revenue. On April 8, 2016, we issued to CareFirst warrants to purchase 22,895 shares of our common stock at an exercise price of \$11.94 per share, and on June 13, 2016, we issued to CareFirst warrants to purchase 17,008 shares of our common stock at an exercise price of \$12.97 per share. The issuance of these warrants was exempt from registration under Section 4(a)(2) of the Securities Act of 1933, as amended, because it was a transaction not involving a public offering.

In accordance with the terms of the Investment Agreement (as described in footnote 7 in our Annual Report on Form 10-K for the fiscal year ended December 31, 2016, which is hereby incorporated by reference into this Report), in September 2016, CareFirst exercised its right to convert 590,683 CareFirst warrants for a total of 218,162 shares of our common stock. In December 2016, CareFirst exercised its right to convert 39,903 CareFirst Warrants for a total of 18,104 shares of our common stock. The issuance of shares of our common stock as a result of the conversion of the CareFirst Warrants was exempt from registration under Section 4(a)(2) of the Securities Act of 1933, as amended, because it was a transaction not involving a public offering.

Holdings

At February 21, 2018, there were approximately 10,600 holders of our common stock, including 192 stockholders of record.

Dividends

We have never declared or paid a cash dividend on our common stock. We intend to retain any earnings to finance the growth and development of our business and do not expect to declare or pay any cash dividends in the foreseeable future. Our Board of Directors will review our dividend policy from time to time and may declare dividends at its discretion; however, our Credit Agreement places restrictions on the payment of dividends. For further discussion of the Credit Agreement, see Item 7. "Management's Discussion and Analysis of Financial Condition and Results of Operation - Liquidity and Capital Resources."

Securities Authorized for Issuance Under Equity Compensation Plans

See Part III, Item 12. "Security Ownership of Certain Beneficial Owners and Management and Related Stockholder Matters," for information regarding securities authorized for issuance under our equity compensation plans, which is incorporated by reference herein.

Annual Report

A copy of the Tivity Health, Inc. Annual Report on Form 10-K for 2017 filed with the Securities and Exchange Commission is available on the Company's website, www.tivityhealth.com. It is also available from the Company (without exhibits) at no charge. These requests should be directed to Chip Wochomurka, Vice President – Investor Relations, or Jill Meyer, Senior Director – Public Relations, at the Company's corporate office.

Item 6. Selected Financial Data

The following table represents selected consolidated financial data. The table should be read in conjunction with Item 7. "Management's Discussion and Analysis of Financial Condition and Results of Operations" and Item 8. "Financial Statements and Supplementary Data" of this Report. As further discussed in Note 1 to the notes to consolidated financial statements included in this Report, our results from continuing operations do not include the results of the TPHS business, which we sold effective July 31, 2016.

(In thousands, except per share data)

	Year Ended December 31,				
	2017	2016	2015	2014	2013
Operating Results:					
Revenues	\$ 556,942	\$ 500,998	\$ 452,092	\$ 405,263	\$ 359,434
Cost of services (exclusive of depreciation and amortization included below)	395,605	357,120	318,060	272,400	248,312
Selling, general and administrative expenses	34,361	39,478	35,546	32,075	29,584
Depreciation and amortization	3,357	4,085	6,869	7,035	6,403
Restructuring and related charges	3,223	4,933	702	—	—
Legal settlement charges	—	—	—	5,910	—
Operating income	\$ 120,396	\$ 95,382	\$ 90,915	\$ 87,843	\$ 75,135
Interest expense	15,613	17,318	17,996	17,449	15,748
Income before income taxes	\$ 104,783	\$ 78,064	\$ 72,919	\$ 70,394	\$ 59,387
Income tax expense	43,553 ⁽¹⁾	21,973	29,285	27,558	24,096
Income from continuing operations	\$ 61,230	\$ 56,091	\$ 43,634	\$ 42,836	\$ 35,291
Income (loss) from discontinued operations, net of income tax benefit	2,485	(184,706)	(74,952)	(48,397)	(43,832)
Net income (loss)	\$ 63,715	\$ (128,615)	\$ (31,318)	\$ (5,561)	\$ (8,541)
Less: net income (loss) attributable to non-controlling interest	—	496	(371)	—	—
Net income (loss) attributable to Tivity Health, Inc.	\$ 63,715	\$ (129,111)	\$ (30,947)	\$ (5,561)	\$ (8,541)
Basic income (loss) per share attributable to Tivity Health, Inc.:					
Continuing operations	\$ 1.56	\$ 1.52	\$ 1.22	\$ 1.21	\$ 1.02
Discontinued operations	0.06	(5.01)	(2.08)	(1.37)	(1.27)
Net income (loss)	\$ 1.62	\$ (3.49)	\$ (0.86)	\$ (0.16)	\$ (0.25)
Diluted income (loss) per share attributable to Tivity Health, Inc.:					
Continuing operations	\$ 1.44	\$ 1.47	\$ 1.18	\$ 1.18	\$ 1.00
Discontinued operations	0.06	(4.86)	(2.02)	(1.33)	(1.24)
Net income (loss)	\$ 1.50	\$ (3.39)	\$ (0.84)	\$ (0.15)	\$ (0.24)
Weighted average common shares and equivalents:					
Basic	39,357	36,999	35,832	35,302	34,489
Diluted	42,547	38,075	36,854	36,346	35,237
Selected Balance Sheet Data:					
Total assets ⁽²⁾ ⁽³⁾	636,163	544,782	712,924	806,207	741,845
Long-term debt ⁽³⁾	—	164,297	208,289	225,411	230,416

- (1) In 2017, we incurred a non-cash charge to income tax expense of \$7.4 million related to the Tax Act, which was signed into law in December 2017. This charge related to both the re-measurement of our deferred tax assets to the lower tax rate and the requirement to recalculate the impact of repatriation of our foreign earnings, which occurred earlier in the year, under provisions of the new law. In addition, in 2017 we adopted Accounting Standards Update ("ASU") No. 2016-09, "Compensation-Stock Compensation (Topic 718): Improvements to Employee Share-Based Payment Accounting" ("ASU 2016-09"), which requires the excess tax benefits from share-based awards to be recognized on a prospective basis in income tax expense, whereas they were previously recorded to stockholders' equity.
- (2) Includes assets held for sale within discontinued operations. In addition, reflects the impact of ASU No. 2015-17, "Income Taxes: Balance Sheet Classification of Deferred Taxes", related to balance sheet classification of all deferred tax liabilities and assets as noncurrent, which was adopted in 2016 and applied prospectively.
- (3) Reflects the impact of the adoption of Accounting Standards Update ("ASU") No. 2015-03, "Simplifying the Presentation of Debt Issuance Costs" in fiscal 2016 related to balance sheet classification of debt issuance costs, which was applied retrospectively to all periods presented.

Item 7. Management's Discussion and Analysis of Financial Condition and Results of Operations

Please read the following discussion and analysis of our financial condition and results of operations together with our consolidated financial statements and related notes included under Item 8. "Financial Statements and Supplementary Data" of this Report.

Overview

Tivity Health, Inc. was founded and incorporated in Delaware in 1981. Through our three programs, SilverSneakers® senior fitness, Prime® Fitness and WholeHealth Living™, we are focused on advancing long-lasting health and vitality, especially in aging populations. The SilverSneakers senior fitness program is offered to members of Medicare Advantage, Medicare Supplement, and Group Retiree plans. We also offer Prime Fitness, a fitness facility access program, through commercial health plans and employers. Our national network of fitness centers delivers both SilverSneakers and Prime Fitness. In addition, a small portion of our fitness center network is available for discounted access through our WholeHealth Living program. Our fitness network encompasses approximately 16,000 participating locations and more than 1,000 alternative locations that provide classes outside of traditional fitness centers. Through our WholeHealth Living program, which we sell primarily to health plans, we offer a continuum of services related to complementary, alternative, and physical medicine. Our WholeHealth Living programs include relationships with over 80,000 complementary, alternative, and physical medicine practitioners to serve individuals through health plans and employers who seek health services such as chiropractic care, acupuncture, physical therapy, occupational therapy, speech therapy, and more.

Effective July 31, 2016, we sold our TPHS business to Sharecare. The TPHS business took a systematic approach to keeping healthy people healthy, eliminating or reducing lifestyle risks and optimizing care for persistent or chronic conditions. The TPHS business included our partnerships with Blue Zones, LLC and Dr. Dean Ornish (the Blue Zones Project by Healthways™ and Dr. Dean Ornish's Program for Reversing Heart Disease™, respectively), our joint venture with Gallup, Navvis, MeYou Health, and our international operations. While Navvis and MeYou Health were part of our TPHS business, they were sold separately to other buyers in November 2015 and June 2016, respectively. Results of operations for the TPHS business have been classified as discontinued operations for all periods presented in the consolidated financial statements.

The Company is headquartered at 701 Cool Springs Boulevard, Franklin, Tennessee 37067.

Forward-Looking Statements

This Report contains forward-looking statements, which are based upon current expectations, involve a number of risks and uncertainties, and are subject to the "safe harbor" provisions of the Private Securities Litigation Reform Act of 1995. Forward-looking statements include all statements that are not historical statements of fact and those regarding the intent, belief, or expectations of the Company, including, without limitation, all statements regarding the Company's future earnings, revenues, and results of operations. Readers are cautioned that any such forward-looking statements are not guarantees of future performance and involve significant risks and uncertainties, and that actual results may vary from those in the forward-looking statements as a result of various factors, including, but not limited to:

- our ability to develop and implement effective strategies;
- the effectiveness of the reorganization of our business and our ability to realize the anticipated benefits;
- our ability to sign and implement new contracts for our solutions;
- our ability to accurately forecast the costs required to successfully implement new contracts;
- our ability to renew and/or maintain contracts with our customers under existing terms or restructure these contracts on terms that would not have a material negative impact on our results of operations;
- our ability to effectively compete against other entities, whose financial, research, staff, and marketing resources may exceed our resources;

- our ability to accurately forecast our revenues, margins, earnings and net income, as well as any potential charges that we may incur as a result of changes in our business and leadership;
- our ability to anticipate change and respond to emerging trends for healthcare and the impact of the same on demand for our services;
- the risks associated with deriving a significant concentration of our revenues from a limited number of customers;
- our ability and/or the ability of our customers to enroll participants and to accurately forecast their level of enrollment and participation in our programs in a manner and within the timeframe anticipated by us;
- the impact of severe or adverse weather conditions on member participation in our programs;
- the ability of our customers to maintain the number of covered lives enrolled in the plans during the terms of our agreements;
- our ability to service our debt, make principal and interest payments as those payments become due, and remain in compliance with our debt covenants;
- the risks associated with changes in macroeconomic conditions;
- counterparty risk associated with the Cash Convertible Notes Hedges;
- the risks associated with valuation of the Cash Convertible Notes Hedges and the Cash Conversion Derivative, which may result in volatility to our consolidated statements of operations if these transactions do not completely offset one another;
- our ability to integrate new or acquired businesses, services, technologies, solutions, or products into our business and to accurately forecast the related costs;
- our ability to anticipate and respond to strategic changes, opportunities, and emerging trends in our industry and/or business and to accurately forecast the related impact on our revenues and earnings;
- the impact of any impairment of our goodwill, intangible assets, or other long-term assets;
- our ability to develop new products and services;
- our ability to obtain adequate financing to provide the capital that may be necessary to support our operations;
- the risks associated with data privacy or security breaches, computer hacking, network penetration and other illegal intrusions of our information systems or those of third-party vendors or other service providers, which may result in unauthorized access by third parties to customer, employee or our information or patient health information and lead to enforcement actions, fines and other litigation against us;
- the impact of any new or proposed legislation, regulations and interpretations relating to Medicare or Medicare Advantage;
- current geopolitical turmoil, the continuing threat of domestic or international terrorism, and the potential emergence of a health pandemic or infectious disease outbreak;
- the impact of the Tax Act and any additional new or proposed tax legislation;
- the impact of legal proceedings involving us and/or our subsidiaries; and

- other risks detailed in this Report, including those set forth in Item 1A. "Risk Factors."

We undertake no obligation to update or revise any such forward-looking statements.

Critical Accounting Policies

We describe our significant accounting policies in Note 1 of the notes to the consolidated financial statements. We prepare the consolidated financial statements in conformity with generally accepted accounting principles in the United States ("U.S. GAAP"), which requires us to make estimates and judgments that affect the reported amounts of assets and liabilities and related disclosures at the date of the financial statements and the reported amounts of revenues and expenses during the reporting period. Actual results may differ from those estimates.

Following the sale of the TPHS business, we believe the following accounting policies are the most critical in understanding the estimates and judgments that are involved in preparing our financial statements and the uncertainties that could impact our results of operations, financial condition and cash flows.

Revenue Recognition

We recognize revenue as services are performed when persuasive evidence of an arrangement exists, collectability is reasonably assured, and amounts are fixed or determinable.

Our fees are generally billed per member per month ("PMPM"), or a combination of PMPM and member participation. For PMPM fees, we generally determine our contract fees by multiplying the contractually negotiated PMPM rate by the number of members eligible for or receiving our services during the month. We generally bill our customers each month for the entire amount of the fees contractually due for the prior month's enrollment. Fees for participation are typically billed in the month after the services are provided.

We recognize PMPM fees and fees for participation as revenue during the period in which we perform our services.

On January 1, 2018, we adopted ASU No. 2014-09 (as discussed in Note 2 of the notes to consolidated financial statements included in this Report) using the modified retrospective transition method applied to contracts that were not completed as of January 1, 2018. The cumulative impact of our adoption of this standard was not material.

Impairment of Intangible Assets and Goodwill

We review goodwill for impairment at the reporting unit level (operating segment or one level below an operating segment) on an annual basis (during the fourth quarter of our fiscal year) or more frequently whenever events or circumstances indicate that the carrying value may not be recoverable. We have a single reporting unit.

We may elect to perform a qualitative assessment to determine whether it is more likely than not that the fair value of a reporting unit is less than its carrying value. If we conclude during the qualitative assessment that this is the case or if we elect not to perform a qualitative assessment, we perform a quantitative review as described below.

During a quantitative review of goodwill, we estimate the fair value of a reporting unit using a combination of a discounted cash flow model and a market-based approach, and in the event we were to have multiple reporting units, we reconcile the aggregate fair value of our reporting units to our consolidated market capitalization. Estimating fair value requires significant judgments, including management's estimate of future cash flows, which is dependent on internal forecasts, estimation of the long-term growth rate for our business, the useful life over which cash flows will occur, and determination of our weighted average cost of capital, as well as relevant comparable company earnings multiples for the market-based approach. Changes in these estimates and assumptions could materially affect the estimate of fair value and potential goodwill impairment for each reporting unit.

If we determine that the carrying value of goodwill is impaired based upon an impairment review, we calculate any impairment using a fair-value-based goodwill impairment test as required by U.S. GAAP. The fair value of a reporting unit is the price that would be received upon a sale of the unit as a whole in an orderly transaction between market participants at the measurement date.

Except for a tradename that has an indefinite life and is not subject to amortization, we amortize identifiable intangible assets over their estimated useful lives using the straight-line method. We assess the potential impairment of intangible assets subject to amortization whenever events or changes in circumstances indicate that the carrying values may not be recoverable. If we determine that the carrying value of other identifiable intangible assets may not be recoverable, we calculate any impairment using an estimate of the asset's fair value based on the estimated price that would be received to sell the asset in an orderly transaction between market participants. We estimated the fair value of our indefinite-lived intangible asset, a tradename, using a present value technique, which requires management's estimate of future revenues attributable to this tradename, estimation of the long-term growth rate and royalty rate for this revenue, and determination of our weighted average cost of capital. Changes in these estimates and assumptions could materially affect the estimate of fair value for the tradename.

Income Taxes

The objectives of accounting for income taxes are to recognize the amount of taxes payable or refundable for the current year and deferred tax liabilities and assets for the future tax consequences of events that have been recognized in an entity's financial statements or tax returns. Accounting for income taxes requires significant judgment in evaluating tax positions and in determining income tax provisions, including determination of deferred tax assets, deferred tax liabilities, and any valuation allowances that might be required against deferred tax assets.

Valuation allowances are established when necessary to reduce deferred tax assets to the amounts that are expected to be realized. When we determine that it is more likely than not that we will be able to realize our deferred tax assets in the future, an adjustment to the deferred tax asset is made and reflected in income. This determination will be made by considering various factors, including the reversal and timing of existing temporary differences, tax planning strategies and estimates of future taxable income exclusive of the reversal of temporary differences.

We recognize the tax benefit from an uncertain tax position only if it is more likely than not that the tax position will be sustained on examination by the taxing authorities, based on the technical merits of the position. The tax benefits recognized in the financial statements from such a position should be measured based on the largest benefit that has a greater than 50% likelihood of being realized upon ultimate settlement. U.S. GAAP also provides guidance on derecognition of income tax assets and liabilities, classification of current and deferred income tax assets and liabilities, accounting for interest and penalties associated with tax positions, and income tax disclosures. Judgment is required in assessing the future tax consequences of events that have been recognized in our financial statements or tax returns. Variations in the actual outcome of these future tax consequences could materially impact our consolidated financial position, results of operations, and cash flows.

The Tax Act was signed into law on December 22, 2017 and includes a number of changes to existing U.S. tax laws that impact us, most notably a reduction of the U.S. corporate income tax rate from 35% to 21% for tax years beginning after December 31, 2017. The Tax Act also provides for a one-time transition tax on certain foreign earnings and the acceleration of depreciation for certain assets placed into service after September 27, 2017. In addition, it provides for prospective changes beginning in 2018, including acceleration of tax revenue recognition and additional limitations on executive compensation and the deductibility of interest. We are currently evaluating the Tax Act with our professional advisers; we cannot predict at this time the full impact of the Tax Act on the Company in future periods.

Executive Overview of Results

The key financial results for the year ended December 31, 2017 are:

- Revenues from continuing operations of \$556.9 million for the year ended December 31, 2017, up 11.2% from \$501.0 million for the year ended December 31, 2016;
- Pre-tax income from continuing operations of \$104.8 million for the year ended December 31, 2017, up 34.2% from \$78.1 million for the year ended December 31, 2016;
- Income from continuing operations of \$61.2 million for the year ended December 31, 2017, compared to \$56.1 million for the year ended December 31, 2016;
- Restructuring charges of \$3.2 million for the year ended December 31, 2017, compared to \$4.9 million for the year ended December 31, 2016.

Results of Operations

The following table sets forth the components of the consolidated statements of operations for the years ended December 31, 2017, 2016, and 2015 expressed as a percentage of revenues from continuing operations.

	Year Ended December 31,		
	2017	2016	2015
Revenues	100.0%	100.0%	100.0%
Cost of services (exclusive of depreciation and amortization included below)	71.0%	71.3%	70.4%
Selling, general and administrative expenses	6.2%	7.9%	7.9%
Depreciation and amortization	0.6%	0.8%	1.5%
Restructuring and related charges	0.6%	1.0%	0.2%
Operating income ⁽¹⁾	21.6%	19.0%	20.1%
Interest expense	2.8%	3.5%	4.0%
Income before income taxes ⁽¹⁾	18.8%	15.6%	16.1%
Income tax expense	7.8%	4.4%	6.5%
Income from continuing operations ⁽¹⁾	11.0%	11.2%	9.7%
Income (loss) from discontinued operations, net of income tax benefit	0.4%	(36.9)%	(16.6)%
Net income (loss) ⁽¹⁾	11.4%	(25.7)%	(6.9)%
Net income (loss) attributable to non-controlling interest	—%	0.1%	(0.1)%
Net income (loss) attributable to Tivity Health, Inc. ⁽¹⁾	11.4%	(25.8)%	(6.8)%

⁽¹⁾ Figures may not add due to rounding.

Revenues

Revenues from continuing operations for 2017 increased \$55.9 million, or 11.2%, over 2016, primarily as a result of the following: an increase of \$67.8 million due to both a net increase in the number of members eligible to participate in our fitness solutions as well as a net increase in the average participation per member in such solutions, an increase of \$8.9 million due to contracts with new customers or expanded contracts with existing customers, and a decrease of \$20.8 million due to contract terminations.

Revenues from continuing operations for 2016 increased \$48.9 million, or 10.8%, over 2015, primarily as a result of the following: an increase of \$49.0 million due to both a net increase in the number of members eligible

to participate in our fitness solutions as well as a net increase in the average participation per member in such solutions, an increase of \$5.4 million due to contracts with new customers or expanded contracts with existing customers, and a decrease of \$5.5 million due to contract terminations.

Cost of Services

Cost of services from continuing operations (excluding depreciation and amortization) as a percentage of revenues did not materially change from 2016 (71.3%) to 2017 (71.0%).

Cost of services from continuing operations (excluding depreciation and amortization) as a percentage of revenues increased slightly from 2015 (70.4%) to 2016 (71.3%). Overall, this slight increase is primarily attributable to an increase in short-term incentive compensation due to the Company's financial performance against established targets.

Selling, General and Administrative Expenses

Selling, general and administrative expenses from continuing operations as a percentage of revenues decreased from 7.9% for the year ended December 31, 2016 to 6.2% for the year ended December 31, 2017. This decrease is primarily attributable to cost savings from the reorganization of our corporate support infrastructure that we began implementing in the third quarter of 2016 and completed in the first quarter of 2017 (the "2016 Restructuring Plan") as well as decreased consulting costs related to the sale and separation of the TPHS business in 2016.

Selling, general and administrative expenses from continuing operations as a percentage of revenues remained consistent at 7.9% for 2016 and 2015.

Depreciation and Amortization

Depreciation and amortization expense from continuing operations decreased \$0.7 million from 2016 to 2017, primarily due to a decrease in the amount of amortization expense, as all intangible assets subject to amortization became fully amortized during 2016.

Depreciation and amortization expense from continuing operations decreased \$2.8 million from 2015 to 2016, primarily due to a decrease in the amount of depreciable assets.

Restructuring and Related Charges

During the fourth quarter of 2017, we began and completed a reorganization primarily related to streamlining our operations support (the "2017 Restructuring Plan"). We incurred restructuring charges from continuing operations of \$2.6 million related to the 2017 Restructuring Plan, which consisted entirely of severance and other employee-related costs. We expect the 2017 Restructuring Plan to result in total annualized savings of approximately \$3.0 million to \$4.0 million beginning in 2018, which we expect to reinvest into the business in 2018 into initiatives intended to drive growth in 2018 and beyond.

During 2017 and 2016, we incurred restructuring charges from continuing operations of \$0.7 million and \$4.9 million, respectively, related to the 2016 Restructuring Plan, which we began implementing in the third quarter of 2016 and completed during the first quarter of 2017. Since its inception, we have incurred a total of approximately \$5.6 million in restructuring charges related to the 2016 Restructuring Plan, which consisted primarily of severance and other employee-related costs. The 2016 Restructuring Plan began to create cost savings in 2017, and we expect total savings of approximately \$15.0 million to \$16.0 million on an annualized basis, approximately half of which we reinvested into the business in 2017, primarily related to initiatives intended to drive growth beginning in 2018.

During 2015, we incurred restructuring charges from continuing operations of \$0.7 million in connection with our reorganization and cost rationalization plan (the "2015 Restructuring Plan"), which primarily consisted of one-time termination benefits.

Interest Expense

Interest expense from continuing operations decreased \$1.7 million from 2016 to 2017, primarily due to a

lower average level of outstanding borrowings under our credit agreement during 2017 compared to 2016.

Interest expense from continuing operations was relatively consistent for 2016 and 2015.

Income Tax Expense

See Note 6 of the notes to consolidated financial statements in this Report for a discussion of income tax expense.

Liquidity and Capital Resources

Overview

As of December 31, 2017, we had a working capital deficit of \$135.3 million, including the Cash Convertible Notes, which mature on July 1, 2018, net of unamortized discount, of \$145.9 million as a current liability at December 31, 2017 (as discussed in Note 7 of the notes to consolidated financial statements in this Report). As of February 28, 2018, the holders of the Cash Convertible Notes have not elected to convert their Cash Convertible Notes.

On June 8, 2012, we entered into the Fifth Amended and Restated Revolving Credit and Term Loan Agreement (as amended, the "Prior Credit Agreement"). For further description of the Prior Credit Agreement, please see Note 7 of the notes to consolidated financial statements in this Report.

On April 21, 2017, we entered into the Credit Agreement, which replaced the Prior Credit Agreement. The Credit Agreement provides us with (1) a \$100 million revolving credit facility that includes a \$25 million sublimit for swingline loans and a \$75 million sublimit for letters of credit, (2) a \$70 million term loan A facility, (3) a \$150 million delayed draw term loan facility, and (4) an uncommitted incremental accordion facility of \$100 million.

We used the proceeds of the term loan A and cash on hand to repay all of the outstanding indebtedness under the Prior Credit Agreement and to pay transaction costs and expenses. As of December 31, 2017, our availability under the Credit Agreement included \$92.6 million under the revolving credit facility and \$150 million under the delayed draw term facility (which can be borrowed at our option until July 2, 2018). Proceeds of revolving loans and delayed draw term loans may be used to repay outstanding indebtedness (including amounts payable upon or in respect of any conversion of the Cash Convertible Notes discussed below and the repayment of any revolving loans borrowed for such purposes), to finance working capital needs, to finance acquisitions, to finance the repurchase of our common stock, to finance capital expenditures and for other general corporate purposes of the Company. Delayed draw term loans may not be borrowed after July 2, 2018.

We are required to repay the term loan A and any outstanding revolving loans in full on April 21, 2022. The term loan A was repaid in full as of December 31, 2017. If we elect to borrow the delayed draw term loans, we will be required to repay the delayed draw term loans in quarterly principal installments calculated as follows: (1) for each of the first 12 quarters following the time of borrowing, 1.250% of the aggregate principal amount of the delayed draw term loans funded as of the last day of the immediately preceding quarter; and (2) for each of the remaining quarters prior to maturity on April 21, 2022, 1.875% of the aggregate principal amount of the delayed draw term loans funded as of the last day of the immediately preceding quarter. At maturity on April 21, 2022, the entire unpaid principal balances of the delayed draw term loans will be due and payable.

Cash Flows Provided by Operating Activities

Operating activities during the year ended December 31, 2017 provided cash of \$105.3 million compared to \$45.6 million during the year ended December 31, 2016. The increase in operating cash flow resulted primarily from the following:

- an increase in net income, coupled with the use of tax loss carryforwards to offset taxable income and thus reduce cash taxes; and
- an improvement in days' sales outstanding, in part related to the composition of our customer base following the sale of the TPHS business.

Operating activities during 2016 provided cash of \$45.6 million compared to \$64.5 million during 2015.

The decrease in operating cash flow resulted primarily from the following:

- a decrease in cash collections on accounts receivable;
- payments associated with the sale of the TPHS business, including consulting and transaction fees and certain employee-related payments; and
- increased payments related to restructuring activities, such as severance and lease costs.

These decreases were partially offset by an increase in operating cash flows related to legal settlement payments in 2015 that did not recur in 2016.

Cash Flows Used in Investing Activities

Investing activities during the year ended December 31, 2017 used \$5.9 million in cash, compared to \$38.9 million during the year ended December 31, 2016, which was primarily due to decreased capital expenditures in 2017 compared to 2016 and payments related to the sale of the TPHS business in 2016 that did not recur in 2017. These items were slightly offset by proceeds from the sale of the MeYou Health business in 2016. Capital expenditures in 2016 were primarily associated with our technology platform, while capital expenditures in 2017 were primarily related to computer hardware and applications/software and the development of a digital platform related to member awareness and engagement. We expect capital expenditures to remain at lower levels when compared to the period prior to the sale of the TPHS business due to the profile of the remaining business.

Investing activities during 2016 used \$38.9 million in cash, as compared to \$37.4 million during 2015, which was primarily due to decreased capital expenditures in 2016 associated with our technology platform, offset by payments made to Sharecare related to the sale of the TPHS business.

Cash Flows Provided By/Used in Financing Activities

Financing activities during the year ended December 31, 2017 used \$74.3 million in cash, while financing activities during the year ended December 31, 2016 used \$6.7 million in cash. This change is primarily due to higher net payments on debt related to accelerated repayment of our term loan A facility during 2017 totaling \$70 million.

Financing activities during 2016 used \$6.7 million in cash, while financing activities during 2015 used \$25.4 million in cash. This change is primarily due to a decrease in net payments under the Prior Credit Agreement during 2016 and increased proceeds from the exercise of stock options.

Credit Facility

For a detailed description of the Credit Agreement, refer to Note 7 of the notes to consolidated financial statements in this Report. The Credit Agreement contains financial covenants that require us to maintain specified ratios or levels at December 31, 2017 of (1) a maximum total funded debt to EBITDA of 3.75 and (2) a minimum total fixed charge coverage of 1.50. We were in compliance with all of the financial covenant requirements of the Credit Agreement as of December 31, 2017.

Cash Convertible Senior Notes

For a detailed description of the Cash Convertible Notes, Cash Convertible Notes Hedges, Cash Conversion Derivative, and Warrants (as such terms are defined in Note 7 of the notes to consolidated financial statements) entered into in July 2013, refer to Note 7 of the notes to consolidated financial statements included in this Report. Aside from the initial premium paid, we will not be required to make any cash payments under the Cash Convertible Notes Hedges and could be entitled to receive an amount of cash from the option counterparties generally equal to the amount by which the market price per share of common stock exceeds the strike price of the Cash Convertible Note Hedges during the relevant valuation period. The strike price under the Cash Convertible Notes Hedges is initially equal to the conversion price of the Cash Convertible Notes.

Pursuant to the indenture under which we issued the Cash Convertible Notes, the Cash Convertible Notes became convertible into cash (at the option of the holder) during the period that began on January 1, 2018 and ends on June 28, 2018. The cash conversion rate (subject to adjustment, as set forth in the indenture) is 51.3769 shares of the Company's common stock per \$1,000 principal amount of the Cash Convertible Notes (equivalent to

an initial conversion price of \$19.4640 per share of common stock). The settlement of any Cash Convertible Notes surrendered for conversion during this period will occur on July 2, 2018, which is the third business day following the end of the applicable observation period with respect to such conversion (i.e., the 80 consecutive trading day period beginning on the 82nd scheduled trading day immediately preceding the maturity date, which 82nd scheduled trading day is March 6, 2018). The indenture requires the Company to satisfy the entire settlement amount for any conversions (determined in accordance with the provisions of the indenture) in cash, and the notes are not convertible into the Company's common stock or any other securities under any circumstances.

The estimated fair value based on the last traded price of the Cash Convertible Note at December 31, 2017 was \$278.8 million (as discussed in Note 9 of the notes to consolidated financial statements included in this Report). We anticipate that we will satisfy the Cash Convertible Notes upon their maturity on July 1, 2018 through a combination of available cash, the Cash Convertible Notes Hedges, and available credit under the Credit Agreement, as needed. Additionally, if the market price per share of our common stock exceeds the strike price of the Warrants on any warrant exercise date, we will be obligated to issue to the option counterparties a number of shares based on the amount by which the then-current market price per share of our common stock exceeds the then-effective strike price of each Warrant. We will not receive any additional proceeds if the Warrants are exercised.

General

We believe that cash flows from operating activities, our available cash, the Cash Convertible Notes Hedges, and our anticipated available credit under the Credit Agreement will continue to enable us to meet our contractual obligations and fund our current operations and debt payments for at least the next 12 months. We cannot assure you that we will be able to secure additional financing if needed and, if such funds are available, whether the terms or conditions would be acceptable to us.

If contract development accelerates or acquisition opportunities arise, we may need to issue additional debt or equity securities to provide the funding for these increased growth opportunities. We may also issue debt or equity securities in connection with future acquisitions or strategic alliances. We cannot assure you that we would be able to issue additional debt or equity securities on terms that would be acceptable to us.

Any material commitments for capital expenditures are included in the "Contractual Obligations" table below.

Contractual Obligations

The following schedule summarizes our contractual cash obligations as of December 31, 2017:

<i>(in thousands)</i>	Payments due by year ended December 31,				
	2018	2019-2020	2021-2022	2023 and After	Total
Deferred compensation plan payments ⁽¹⁾	\$ 1,313	\$ 1,323	\$ —	\$ —	\$ 2,636
Debt and related interest ⁽²⁾	151,816	476	476	—	152,768
Operating lease obligations ⁽³⁾	5,547	8,820	1,737	136	16,240
Capital lease obligations ⁽⁴⁾	53	—	—	—	53
Severance and related obligations	4,748	2,107	—	—	6,855
Other contractual cash obligations ⁽⁵⁾	1,329	—	—	—	1,329
Total Contractual Cash Obligations	\$ 164,806	\$ 12,726	\$ 2,213	\$ 136	\$ 179,881

⁽¹⁾ Consists of payments under a non-qualified deferred compensation plan.

⁽²⁾ Consists of scheduled principal payments and estimated interest payments on outstanding borrowings under the Credit Agreement. Also includes payments in respect of the Cash Convertible Notes and payments of cash interest thereon. The Cash Convertible Notes will mature on July 1, 2018, unless earlier repurchased or converted into cash in accordance with their terms prior to such date (see Note 7 of the notes to consolidated financial statements included in this Report). Total estimated interest payments included in the table above are \$1.8 million for 2018 and \$0.5 million for 2019 and 2020 combined and for 2021 and 2022 combined.

⁽³⁾ Excludes cash receipts from sublease contracts of \$5.5 million, \$11.3 million, \$11.4 million, and \$1.0 million, respectively.

⁽⁴⁾ Consists of scheduled principal payments on capital lease obligations. Estimated interest payments are zero.

⁽⁵⁾ Other contractual cash obligations primarily include payments related to a joint venture with Gallup that was transferred to Sharecare but for which we agreed to be responsible for two-thirds of the remaining payment obligations in respect of the purchase price to be paid in connection with Sharecare's acquisition of additional membership interest in the joint venture.

Off-Balance Sheet Arrangements

We do not have any off-balance sheet arrangements as of December 31, 2017.

Recent Relevant Accounting Standards

See Note 2 of the notes to consolidated financial statements included in this Report for discussion of recent relevant accounting standards.

Item 7A. Quantitative and Qualitative Disclosures About Market Risk

Interest Rate Risk

We are subject to market risk related to interest rate changes, primarily as a result of the Credit Agreement. Borrowings under the Credit Agreement generally bear interest at variable rates based on a margin or spread in excess of either (1) the one-month, two-month, three-month or six-month LIBOR rate (or with the approval of affected lenders, the 12-month LIBOR rate), which may not be less than zero, or (2) the greatest of (a) the SunTrust Bank prime lending rate, (b) the federal funds rate plus 0.50%, and (c) one-month LIBOR plus 1.00% (the "Base Rate"), as selected by the Company. The LIBOR margin varies between 1.50% and 2.75%, and the Base Rate margin varies between 0.50% and 1.75%, depending on our net leverage ratio.

We estimate that a one-point interest rate change in our floating rate debt would have resulted in a change in interest expense of approximately \$0.6 million for the year ended December 31, 2017.

Item 8. Financial Statements and Supplementary Data

Report of Independent Registered Public Accounting Firm

To the Board of Directors and Stockholders of Tivity Health, Inc.

Opinions on the Financial Statements and Internal Control over Financial Reporting

We have audited the accompanying consolidated balance sheets of Tivity Health, Inc. and its subsidiaries as of December 31, 2017 and 2016, and the related consolidated statements of operations, comprehensive income (loss), changes in stockholders' equity, and cash flows for each of the three years in the period ended December 31, 2017, including the related notes (collectively referred to as the "consolidated financial statements"). We also have audited the Company's internal control over financial reporting as of December 31, 2017 based on criteria established in *Internal Control - Integrated Framework* (2013) issued by the Committee of Sponsoring Organizations of the Treadway Commission (COSO).

In our opinion, the consolidated financial statements referred to above present fairly, in all material respects, the financial position of the Company as of December 31, 2017 and 2016, and the results of their operations and their cash flows for each of the three years in the period ended December 31, 2017 in conformity with accounting principles generally accepted in the United States of America. Also in our opinion, the Company maintained, in all material respects, effective internal control over financial reporting as of December 31, 2017, based on criteria established in *Internal Control - Integrated Framework* (2013) issued by the COSO.

Change in Accounting Principle

As discussed in Note 2 to the consolidated financial statements, the Company changed the manner in which it accounts for employee share-based payments in 2017.

Basis for Opinions

The Company's management is responsible for these consolidated financial statements, for maintaining effective internal control over financial reporting, and for its assessment of the effectiveness of internal control over financial reporting, included in Management's Annual Report on Internal Control over Financial Reporting appearing under Item 9A. Our responsibility is to express opinions on the Company's consolidated financial statements and on the Company's internal control over financial reporting based on our audits. We are a public accounting firm registered with the Public Company Accounting Oversight Board (United States) ("PCAOB") and are required to be independent with respect to the Company in accordance with the U.S. federal securities laws and the applicable rules and regulations of the Securities and Exchange Commission and the PCAOB.

We conducted our audits in accordance with the standards of the PCAOB. Those standards require that we plan and perform the audits to obtain reasonable assurance about whether the consolidated financial statements are free of material misstatement, whether due to error or fraud, and whether effective internal control over financial reporting was maintained in all material respects.

Our audits of the consolidated financial statements included performing procedures to assess the risks of material misstatement of the consolidated financial statements, whether due to error or fraud, and performing procedures that respond to those risks. Such procedures included examining, on a test basis, evidence regarding the amounts and disclosures in the consolidated financial statements. Our audits also included evaluating the accounting principles used and significant estimates made by management, as well as evaluating the overall presentation of the consolidated financial statements. Our audit of internal control over financial reporting included obtaining an understanding of internal control over financial reporting, assessing the risk that a material weakness exists, and testing and evaluating the design and operating effectiveness of internal control based on the assessed risk. Our audits also included performing such other procedures as we considered necessary in the circumstances. We believe that our audits provide a reasonable basis for our opinions.

Definition and Limitations of Internal Control over Financial Reporting

A company's internal control over financial reporting is a process designed to provide reasonable assurance regarding the reliability of financial reporting and the preparation of financial statements for external purposes in accordance with generally accepted accounting principles. A company's internal control over financial reporting

includes those policies and procedures that (i) pertain to the maintenance of records that, in reasonable detail, accurately and fairly reflect the transactions and dispositions of the assets of the company; (ii) provide reasonable assurance that transactions are recorded as necessary to permit preparation of financial statements in accordance with generally accepted accounting principles, and that receipts and expenditures of the company are being made only in accordance with authorizations of management and directors of the company; and (iii) provide reasonable assurance regarding prevention or timely detection of unauthorized acquisition, use, or disposition of the company's assets that could have a material effect on the financial statements.

Because of its inherent limitations, internal control over financial reporting may not prevent or detect misstatements. Also, projections of any evaluation of effectiveness to future periods are subject to the risk that controls may become inadequate because of changes in conditions, or that the degree of compliance with the policies or procedures may deteriorate.

/s/ PricewaterhouseCoopers LLP
Nashville, Tennessee
February 28, 2018

We have served as the Company's auditor since 2014.

TIVITY HEALTH, INC.
CONSOLIDATED BALANCE SHEETS
(In thousands)
ASSETS

	<u>December 31,</u> <u>2017</u>	<u>December 31,</u> <u>2016</u>
Current assets:		
Cash and cash equivalents	\$ 28,440	\$ 1,602
Accounts receivable, net	55,113	50,424
Prepaid expenses	3,444	3,409
Other current assets	2,180	2,250
Cash convertible notes hedges, current	134,079	—
Income taxes receivable	39	426
Total current assets	<u>223,295</u>	<u>58,111</u>
Property and equipment:		
Leasehold improvements	10,384	10,144
Computer equipment and related software	19,508	23,024
Furniture and office equipment	8,194	8,670
Capital projects in process	1,105	2,079
	<u>39,191</u>	<u>43,917</u>
Less accumulated depreciation	<u>(28,533)</u>	<u>(35,586)</u>
	10,658	8,331
Other assets	13,315	6,688
Cash convertible notes hedges, long-term	—	48,361
Long-term deferred tax asset	25,166	59,562
Intangible assets, net	29,049	29,049
Goodwill, net	334,680	334,680
Total assets	<u>\$ 636,163</u>	<u>\$ 544,782</u>

See accompanying notes to the consolidated financial statements.

TIVITY HEALTH, INC.
CONSOLIDATED BALANCE SHEETS
(In thousands, except share and per share data)
LIABILITIES AND STOCKHOLDERS' EQUITY

	<u>December 31,</u> <u>2017</u>	<u>December 31,</u> <u>2016</u>
Current liabilities:		
Accounts payable	\$ 26,804	\$ 26,029
Accrued salaries and benefits	15,018	18,686
Accrued liabilities	33,527	33,623
Other current liabilities	984	397
Cash conversion derivative, current	134,079	—
Current portion of long-term debt	145,959	46,046
Current portion of long-term liabilities	<u>2,262</u>	<u>7,582</u>
Total current liabilities	358,633	132,363
Long-term debt	—	164,297
Cash conversion derivative, long-term	—	48,361
Other long-term liabilities	5,577	10,463
Stockholders' equity:		
Preferred stock \$.001 par value, 5,000,000 shares authorized, none outstanding	—	—
Common stock \$.001 par value, 120,000,000 shares authorized, 39,729,580 and 38,933,580 shares outstanding, respectively	40	39
Additional paid-in capital	349,243	341,270
Accumulated deficit	(49,148)	(119,327)
Treasury stock, at cost, 2,254,953 shares in treasury	(28,182)	(28,182)
Accumulated other comprehensive loss	—	(4,502)
Total stockholders' equity	<u>271,953</u>	<u>189,298</u>
Total liabilities and stockholders' equity	<u>\$ 636,163</u>	<u>\$ 544,782</u>

See accompanying notes to the consolidated financial statements.

TIVITY HEALTH, INC.
CONSOLIDATED STATEMENTS OF OPERATIONS
(In thousands, except earnings per share data)

	Year Ended December 31,		
	2017	2016	2015
Revenues	\$ 556,942	\$ 500,998	\$ 452,092
Cost of services (exclusive of depreciation and amortization of \$2,802, \$3,468, and \$5,440, respectively, included below)	395,605	357,120	318,060
Selling, general and administrative expenses	34,361	39,478	35,546
Depreciation and amortization	3,357	4,085	6,869
Restructuring and related charges	3,223	4,933	702
Operating income	120,396	95,382	90,915
Interest expense	15,613	17,318	17,996
Income before income taxes	104,783	78,064	72,919
Income tax expense	43,553	21,973	29,285
Income from continuing operations	\$ 61,230	\$ 56,091	\$ 43,634
Income (loss) from discontinued operations, net of income tax	2,485	(184,706)	(74,952)
Net income (loss)	\$ 63,715	\$ (128,615)	\$ (31,318)
Less: net income (loss) attributable to non-controlling interest	—	496	(371)
Net income (loss) attributable to Tivity Health, Inc.	\$ 63,715	\$ (129,111)	\$ (30,947)
Earnings (loss) per share attributable to Tivity Health, Inc. - basic:			
Continuing operations	\$ 1.56	\$ 1.52	\$ 1.22
Discontinued operations	\$ 0.06	\$ (5.01)	\$ (2.08)
Net income (loss)	\$ 1.62	\$ (3.49)	\$ (0.86)
Earnings (loss) per share attributable to Tivity Health, Inc. – diluted:			
Continuing operations	\$ 1.44	\$ 1.47	\$ 1.18
Discontinued operations	\$ 0.06	\$ (4.86)	\$ (2.02)
Net income (loss)	\$ 1.50	\$ (3.39)	\$ (0.84)
Comprehensive income (loss)	\$ 68,217	\$ (128,878)	\$ (33,509)
Weighted average common shares and equivalents:			
Basic	39,357	36,999	35,832
Diluted	42,547	38,075	36,854

See accompanying notes to the consolidated financial statements.

TIVITY HEALTH, INC.
CONSOLIDATED STATEMENTS OF COMPREHENSIVE INCOME (LOSS)
(In thousands)

	Year Ended December 31,		
	2017	2016	2015
Net income (loss)	\$ 63,715	\$ (128,615)	\$ (31,318)
Other comprehensive income (loss), net of tax			
Net change in fair value of interest rate swaps, net of tax	—	239	103
Foreign currency translation adjustment, net of tax	1,458	(502)	(2,294)
Release of cumulative translation adjustment to loss from discontinued operations due to substantial liquidation of foreign entity	3,044	—	—
Total other comprehensive income (loss), net of tax	\$ 4,502	\$ (263)	\$ (2,191)
Comprehensive income (loss)	\$ 68,217	\$ (128,878)	\$ (33,509)

See accompanying notes to the consolidated financial statements.

TIVITY HEALTH, INC.
CONSOLIDATED STATEMENT OF CHANGES IN STOCKHOLDERS' EQUITY
(In thousands)

	Preferred Stock	Common Stock	Additional Paid-in Capital	Retained Earnings (Accumulated Deficit)	Treasury Stock	Accumulated Other Comprehensive Income (Loss)	Total
Balance, December 31, 2014	\$ —	\$ 35	\$ 292,346	\$ 42,439	\$ (28,182)	\$ (2,048)	\$ 304,590
Comprehensive loss	—	—	—	(31,318)	—	(2,191)	(33,509)
Exercise of stock options	—	1	2,466	—	—	—	2,467
Repurchase of common stock	—	—	—	(1,833)	—	—	(1,833)
Tax effect of stock options and restricted stock units	—	—	(5,617)	—	—	—	(5,617)
Share-based employee compensation expense	—	—	10,469	—	—	—	10,469
Issuance of CareFirst Warrants	—	—	2,408	—	—	—	2,408
Proceeds from non- controlling interest	—	—	1,615	—	—	—	1,615
Balance, December 31, 2015	<u>\$ —</u>	<u>\$ 36</u>	<u>\$ 303,687</u>	<u>\$ 9,288</u>	<u>\$ (28,182)</u>	<u>\$ (4,239)</u>	<u>\$ 280,590</u>
Comprehensive loss	—	—	—	(128,615)	—	(263)	(128,878)
Exercise of stock options	—	2	10,000	—	—	—	10,002
Tax effect of stock options and restricted stock units	—	—	(8,947)	—	—	—	(8,947)
Share-based employee compensation expense	—	—	17,538	—	—	—	17,538
Issuance of CareFirst Warrants	—	—	192	—	—	—	192
Conversion of CareFirst Convertible Note	—	1	19,999	—	—	—	20,000
Settlement of non- controlling interest	—	—	(1,199)	—	—	—	(1,199)
Balance, December 31, 2016	<u>\$ —</u>	<u>\$ 39</u>	<u>\$ 341,270</u>	<u>\$ (119,327)</u>	<u>\$ (28,182)</u>	<u>\$ (4,502)</u>	<u>\$ 189,298</u>
Comprehensive income	—	—	—	63,715	—	4,502	68,217
Cumulative effect of a change in accounting principle – adoption of ASU 2016-09	—	—	74	6,464	—	—	6,538
Exercise of stock options	—	1	5,722	—	—	—	5,723
Tax withholding for share-based compensation	—	—	(4,481)	—	—	—	(4,481)
Share-based employee compensation expense	—	—	6,658	—	—	—	6,658
Balance, December 31, 2017	<u>\$ —</u>	<u>\$ 40</u>	<u>\$ 349,243</u>	<u>\$ (49,148)</u>	<u>\$ (28,182)</u>	<u>\$ —</u>	<u>\$ 271,953</u>

See accompanying notes to the consolidated financial statements.

TIVITY HEALTH, INC.
CONSOLIDATED STATEMENTS OF CASH FLOWS
(In thousands)

	Year Ended December 31,		
	2017	2016	2015
Cash flows from operating activities:			
Net income from continuing operations	\$ 61,230	\$ 56,091	\$ 43,634
Net income (loss) from discontinued operations	2,485	(184,706)	(74,952)
Adjustments to reconcile net income (loss) to net cash provided by operating activities:			
Depreciation and amortization	3,357	31,292	49,855
Amortization of deferred loan costs	2,887	2,209	2,520
Amortization of debt discount	8,001	7,564	7,148
Share-based employee compensation expense	6,658	17,538	10,469
Loss on sale of MeYou Health	—	5,325	—
(Gain) loss on sale of TPHS business	(4,733)	192,034	—
Gain on sale of Navvis business	—	—	(1,873)
Loss on release of cumulative translation adjustment	3,044	—	—
Equity in (income) loss from joint ventures	—	(271)	20,229
Deferred income taxes	40,935	(75,942)	(5,916)
(Increase) decrease in accounts receivable, net	(3,939)	8,330	16,971
Decrease in other current assets	820	2,819	2,796
(Decrease) increase in accounts payable	(407)	(3,376)	5,248
Decrease in accrued salaries and benefits	(6,061)	(1,056)	(801)
Decrease in other current liabilities	(6,436)	(4,825)	(11,764)
Other	(2,565)	(7,425)	940
Net cash flows provided by operating activities	\$ 105,276	\$ 45,601	\$ 64,504
Cash flows from investing activities:			
Acquisition of property and equipment	\$ (5,910)	\$ (14,474)	\$ (34,730)
Investment in joint ventures	—	(1,298)	(5,881)
Proceeds from sale of MeYou Health	—	5,156	—
Proceeds from sale of Navvis	—	—	4,369
Payments related to sale of TPHS business	—	(27,469)	—
Other	—	(787)	(1,121)
Net cash flows used in investing activities	\$ (5,910)	\$ (38,872)	\$ (37,363)
Cash flows from financing activities:			
Proceeds from issuance of long-term debt	\$ 373,450	\$ 515,666	\$ 572,981
Payments of long-term debt	(449,084)	(527,115)	(597,837)
Payments related to tax withholding for share-based compensation	(4,481)	(7,699)	(3,544)
Exercise of stock options	5,722	10,002	2,467
Repurchase of common stock	—	—	(1,833)
Deferred loan costs	(2,452)	(424)	(892)
Proceeds from non-controlling interest	—	—	1,615
Change in cash overdraft and other	2,533	2,834	1,648
Net cash flows used in financing activities	\$ (74,312)	\$ (6,736)	\$ (25,395)
Effect of exchange rate changes on cash	\$ 1,784	\$ (261)	\$ (1,641)
Less: net (decrease) increase in discontinued operations cash and cash equivalents	\$ —	\$ (1,637)	\$ 388
Net increase (decrease) in cash and cash equivalents	\$ 26,838	\$ 1,369	\$ (283)

Cash and cash equivalents, beginning of period	<u>1,602</u>	<u>233</u>	<u>516</u>
Cash and cash equivalents, end of period	<u>\$ 28,440</u>	<u>\$ 1,602</u>	<u>\$ 233</u>
Supplemental disclosure of cash flow information:			
Cash paid during the period for interest	<u>\$ 4,727</u>	<u>\$ 7,474</u>	<u>\$ 8,303</u>
Cash paid during the period for income taxes, net of refunds	<u>\$ —</u>	<u>\$ 1,458</u>	<u>\$ 262</u>
Noncash Activities:			
Issuance of CareFirst Warrants	<u>\$ —</u>	<u>\$ 192</u>	<u>\$ 2,408</u>
Assets acquired through capital lease obligation	<u>\$ —</u>	<u>\$ —</u>	<u>\$ 898</u>
Conversion of CareFirst Convertible Note	<u>\$ —</u>	<u>\$ 20,000</u>	<u>\$ —</u>

See accompanying notes to the consolidated financial statements.

NOTES TO CONSOLIDATED FINANCIAL STATEMENTS

Years Ended December 31, 2017, 2016, and 2015

1. Summary of Significant Accounting Policies

Tivity Health, Inc. was founded and incorporated in Delaware in 1981. Through our three programs, SilverSneakers® senior fitness, Prime® Fitness and WholeHealth Living™, we are focused on advancing long-lasting health and vitality, especially in aging populations.

Our results from continuing operations do not include the results of the total population health services ("TPHS") business, which we sold effective July 31, 2016. The TPHS business included our partnerships with Blue Zones, LLC and Dr. Dean Ornish (the Blue Zones Project by Healthways™ and Dr. Dean Ornish's Program for Reversing Heart Disease™, respectively), our joint venture with Gallup, Inc. ("Gallup"), Navvis Healthcare, LLC ("Navvis"), MeYou Health, LLC ("MeYou Health"), and our international operations, including our joint venture with SulAmérica. While Navvis and MeYou Health were part of our TPHS business, they were sold separately to other buyers in November 2015 and June 2016, respectively. Results of operations for the TPHS business have been classified as discontinued operations for all periods presented in the accompanying consolidated financial statements. See Note 3 for further information on discontinued operations.

On March 11, 2015, we formed a joint venture with SulAmérica, one of the largest independent insurers in Brazil, to sell total population health services to the Brazilian market. With its contribution, SulAmérica acquired a 49% interest in the joint venture, Healthways Brasil Servicos de Consultoria LTDA ("Healthways Brazil"). We determined that our interest in Healthways Brazil represented a controlling financial interest and, therefore, prior to selling the TPHS business, consolidated the financial statements of Healthways Brazil and presented a non-controlling interest for the portion owned by SulAmérica. The net assets and results of operations of Healthways Brazil were part of the sale of the TPHS business and are included within discontinued operations in the accompanying consolidated financial statements.

As used throughout these notes to the consolidated financial statements, unless the context otherwise indicates, the terms "we," "us," "our," or the "Company" refer collectively to Tivity Health, Inc. and its wholly-owned subsidiaries.

a. Principles of Consolidation – See discussion above regarding the TPHS business, including a non-controlling interest. We have eliminated all intercompany profits, transactions and balances.

b. Cash and Cash Equivalents - Cash and cash equivalents primarily include cash on deposit.

c. Accounts Receivable, net - Accounts receivable includes billed and unbilled amounts. Billed receivables represent fees that are contractually due for services performed, net of contractual allowances (reflected as a reduction of revenue) and allowances for doubtful accounts (reflected as selling, general and administrative expenses). These combined allowances totaled \$0.2 million at December 31, 2017 and \$0.7 million at December 31, 2016. Unbilled receivables primarily represent fees recognized for monthly member utilization of fitness facilities under our SilverSneakers fitness solution, billed one month in arrears. Historically, we have experienced minimal instances of customer non-payment and therefore consider our accounts receivable to be collectible; however, we provide reserves, when appropriate, for doubtful accounts and for contractual allowances (such as data reconciliation differences) on a specific identification basis.

d. Property and Equipment - Property and equipment is carried at cost and includes expenditures that increase value or extend useful lives. We recognize depreciation using the straight-line method over useful lives of three to seven years for computer software and hardware and four to seven years for furniture and other office equipment. Leasehold improvements are depreciated over the shorter of the estimated life of the asset or the life of the lease, which ranges from two to fifteen years. Depreciation expense for the years ended December 31, 2017, 2016, and 2015 was \$3.4 million, \$3.6 million, and \$6.3 million, respectively, including depreciation of assets recorded under capital leases.

e. Other Assets - Other assets consist primarily of an adjustable convertible equity right (see Note 3), which is accounted for as a cost method investment.

f. Intangible Assets - Intangible assets subject to amortization include customer contracts, acquired

technology, and distributor and provider networks, which we amortized on a straight-line basis over estimated useful lives ranging from three to ten years. All intangible assets subject to amortization were fully amortized at December 31, 2017.

We assess the potential impairment of intangible assets subject to amortization whenever events or changes in circumstances indicate that the carrying values may not be recoverable. If we determine that the carrying value of identifiable intangible assets may not be recoverable, we calculate any impairment using an estimate of the asset's fair value based on the estimated price that would be received to sell the asset in an orderly transaction between market participants.

Intangible assets not subject to amortization at December 31, 2017 and 2016 consist of a trade name of \$29.0 million. We review intangible assets not subject to amortization on an annual basis or more frequently whenever events or circumstances indicate that the assets might be impaired. See Note 5 for further information on intangible assets.

g. Goodwill - We recognize goodwill for the excess of the purchase price over the fair value of tangible and identifiable intangible net assets of businesses that we acquire.

We review goodwill for impairment at the reporting unit level (operating segment or one level below an operating segment) on an annual basis (during the fourth quarter of the fiscal year) or more frequently whenever events or circumstances indicate that the carrying value may not be recoverable. We have a single reporting unit.

We may elect to perform a qualitative assessment to determine whether it is more likely than not that the fair value of the reporting unit is less than its carrying value. If we conclude during the qualitative assessment that this is the case or if we elect not to perform a qualitative assessment, we perform a quantitative review as described below.

During a quantitative review of goodwill, we estimate the fair value of a reporting unit using a combination of a discounted cash flow model and a market-based approach, and in the event we were to have multiple reporting units, we reconcile the aggregate fair value of our reporting units to our consolidated market capitalization. Estimating fair value requires significant judgments, including management's estimate of future cash flows, which is dependent on internal forecasts, estimation of the long-term growth rate for our business, the useful life over which cash flows will occur, and determination of our weighted average cost of capital, as well as relevant comparable company earnings multiples for the market-based approach. Changes in these estimates and assumptions could materially affect the estimate of fair value and potential goodwill impairment for a reporting unit.

If we determine that the carrying value of goodwill is impaired, we calculate any impairment using a fair-value based goodwill impairment test as required by generally accepted accounting principles in the United States ("U.S. GAAP"). The fair value of a reporting unit is the price that would be received upon a sale of the unit as a whole in an orderly transaction between market participants at the measurement date.

h. Accounts Payable - Accounts payable consists of short-term trade obligations and includes cash overdrafts attributable to disbursements not yet cleared by the bank.

i. Income Taxes - We file a consolidated federal income tax return that includes all of our wholly-owned subsidiaries. U.S. GAAP generally require that we record deferred income taxes for the tax effect of differences between the book and tax bases of our assets and liabilities. We recognize the tax benefit from an uncertain tax position only if it is more likely than not that the tax position will be sustained on examination by the taxing authorities, based on the technical merits of the position. The tax benefits recognized in the financial statements from such a position are measured based on the largest benefit that has a greater than 50% likelihood of being realized upon ultimate settlement.

Valuation allowances are established when necessary to reduce deferred tax assets to the amounts that are expected to be realized. When we determine that it is more likely than not that we will be able to realize our deferred tax assets in the future, an adjustment to the deferred tax asset is made and reflected in income.

j. Revenue Recognition - We recognize revenue as services are performed when persuasive evidence of an arrangement exists, collectability is reasonably assured, and amounts are fixed or determinable.

Our fees are generally billed per member per month ("PMPM"), or a combination of PMPM and member

participation. For PMPM fees, we generally determine our contract fees by multiplying the contractually negotiated PMPM rate by the number of members eligible for or receiving our services during the month. We generally bill our customers each month for the entire amount of the fees contractually due for the prior month's enrollment. Fees for participation are typically billed in the month after the services are provided.

We recognize PMPM fees and fees for participation as revenue during the period we perform our services.

On January 1, 2018, we adopted Accounting Standards Update ("ASU") No. 2014-09 (as discussed under "Recent Relevant Accounting Standards" below) using the modified retrospective transition method applied to contracts that were not completed as of January 1, 2018.

k. Earnings (Loss) Per Share – We calculate basic earnings (loss) per share using weighted average common shares outstanding during the period. We calculate diluted earnings (loss) per share using weighted average common shares outstanding during the period plus the effect of all dilutive potential common shares outstanding during the period unless the impact would be anti-dilutive. See Note 15 for a reconciliation of basic and diluted earnings (loss) per share.

l. Share-Based Compensation – We recognize all share-based payments to employees in the consolidated statements of operations over the required vesting period based on estimated fair values at the date of grant. See Note 13 for further information on share-based compensation.

m. Derivative Instruments and Hedging Activities – We use derivative instruments to manage risks related to interest expense and the cash convertible senior notes (as discussed in Note 7). We account for derivatives in accordance with Financial Accounting Standards Board ("FASB") Accounting Standard Codification ("ASC") Topic 815, which establishes accounting and reporting standards requiring that certain derivative instruments be recorded on the balance sheet as either an asset or liability measured at fair value. Additionally, changes in the derivative's fair value will be recognized currently in earnings unless specific hedge accounting criteria are met. As permitted under our master netting arrangements, the fair value amounts of our interest rate swaps are presented on a net basis by counterparty in the consolidated balance sheets. See Note 10 for further information on derivative instruments and hedging activities.

n. Management Estimates – In preparing our consolidated financial statements in conformity with U.S. GAAP, management must make estimates and assumptions that affect: (1) the reported amounts of assets and liabilities and disclosure of contingent assets and liabilities at the date of the financial statements; and (2) the reported amounts of revenues and expenses during the reporting period. Actual results could differ from those estimates.

2. Recent Relevant Accounting Standards

In May 2014, the FASB issued ASU No. 2014-09, which creates ASC Topic 606, "Revenue from Contracts with Customers" ("ASC Topic 606") and supersedes ASC Topic 605, "Revenue Recognition." The provisions of ASC Topic 606 provide for a single comprehensive principles-based standard for the recognition of revenue across all industries and expanded disclosure about the nature, amount, timing and uncertainty of revenue, as well as certain additional quantitative and qualitative disclosures. The standard is effective for annual periods beginning after December 15, 2017, including interim periods within those years. The guidance permits the use of either a full retrospective or modified retrospective transition method. On January 1, 2018, we adopted ASC Topic 606 using the modified retrospective transition method applied to contracts that were not completed as of January 1, 2018. The cumulative impact of our adoption of ASC Topic 606 was not material.

In February 2016, the FASB issued ASU No. 2016-02, "Leases" ("ASU 2016-02"), which requires that lessees recognize assets and liabilities for leases with lease terms greater than 12 months in the statement of financial position. ASU 2016-02 also requires improved disclosures to help users of financial statements better understand the amount, timing and uncertainty of cash flows arising from leases. The update is effective for fiscal years beginning after December 15, 2018, including interim reporting periods within those years. We are currently evaluating the impact that the adoption of ASU 2016-02 will have on our financial position, results of operations and cash flows.

In March 2016, the FASB issued ASU No. 2016-09, "Compensation-Stock Compensation (Topic 718): Improvements to Employee Share-Based Payment Accounting" ("ASU 2016-09"), which we adopted on January 1, 2017. ASU 2016-09 requires all income tax effects of share-based awards to be recognized on a prospective basis in the income statement, of which excess tax benefits were previously presented as a component of shareholders' equity. In addition, any excess tax benefits that were not previously recognized because the related tax deduction had not reduced current taxes payable are to be recorded on a modified retrospective basis through a cumulative-effect adjustment to retained earnings as of the beginning of the period of adoption, which resulted in an increase of \$6.5 million to our retained earnings as of January 1, 2017. Regarding the statement of cash flows, the standard requires the presentation of excess tax benefits as an operating activity rather than as a financing activity and that cash paid by the Company when directly withholding shares for tax withholding purposes be classified as a financing activity on a retrospective basis. The standard also allows for an accounting policy election to estimate the number of awards that are expected to vest or to account for forfeitures when they occur. We elected to account for forfeitures as they occur, which did not result in a material cumulative effect adjustment to our retained earnings as of January 1, 2017. Finally, the standard no longer allows excess tax benefits to be included in the assumed proceeds when applying the treasury stock method for computing diluted earnings per share ("EPS"), which results in share-based awards having a more dilutive effect on EPS.

In August 2016, the FASB issued ASU No. 2016-15, "Statement of Cash Flows" (Topic 230) ("ASU 2016-15"), which we adopted on January 1, 2018. ASU 2016-15 addresses how certain cash receipts and cash payments are presented and classified in the statement of cash flows and is to be applied using a retrospective approach. We do not anticipate that adopting this standard will have a material impact on our consolidated financial statements and related disclosures.

In January 2017, the FASB issued ASU No. 2017-04, "Intangibles - Goodwill and Other" ("ASU 2017-04"), which simplifies the subsequent measurement of goodwill by eliminating step two from the goodwill impairment test. ASU 2017-04 is effective for annual and interim impairment tests in fiscal years beginning after December 15, 2019 and is required to be applied prospectively. Early adoption is allowed for annual goodwill impairment tests performed on testing dates after January 1, 2017. We do not anticipate that adopting this standard will have an impact on our consolidated financial statements and related disclosures.

In May 2017, the FASB issued ASU No. 2017-09, "Compensation-Stock Compensation (Topic 718): Scope of Modification Accounting" ("ASU 2017-09"), which provides guidance about which changes to the terms or conditions of a share-based payment award require an entity to apply modification accounting in ASC Topic 718. The update is effective for fiscal years beginning after December 15, 2017, including interim reporting periods within those years, with early adoption permitted. We do not anticipate that adopting this standard will have a material impact on our consolidated financial statements and related disclosures.

3. Discontinued Operations

On July 27, 2016, we entered into a Membership Interest Purchase Agreement (the "Purchase Agreement") with Sharecare, Inc. ("Sharecare") and Healthways SC, LLC ("Healthways SC"), a newly formed Delaware limited liability company and wholly owned subsidiary of the Company, pursuant to which Sharecare acquired the TPHS business, which closed effective July 31, 2016 ("Closing").

At Closing, Sharecare delivered to the Company an Adjustable Convertible Equity Right (the "ACER") with an initial face value of \$30.0 million, which will be convertible into shares of common stock of Sharecare 24 months after Closing at an initial conversion price of \$249.87 per share, subject to customary adjustment for stock splits, stock dividends and other reorganizations of Sharecare. Additionally, pursuant to the Purchase Agreement, we paid Sharecare \$25.0 million in cash at Closing to fund projected losses of the TPHS business during the year following Closing (the "Transition Year").

The Purchase Agreement provided for post-closing adjustments based on (i) net working capital (which resulted in an increase in the face amount of the ACER due to a net working capital surplus, as further discussed below), (ii) negative cash flows of the TPHS business during the Transition Year in excess of \$25.0 million (which could have resulted in a reduction in the face amount of the ACER up to a maximum reduction of \$20.0 million but did not result in any reduction, as further discussed below), and (iii) any successful claims for indemnification by Sharecare (which may result in a reduction in the face amount of the ACER, unless the Company elects, in its sole discretion, to satisfy any such successful claims with cash payments).

During 2016, we recorded \$10.0 million of the ACER's \$30.0 million face value (and did not yet record the \$20.0 million face value related to the maximum negative cash flow adjustment) at its estimated fair value of \$2.7 million as of Closing. In May 2017, we entered into an agreement with Sharecare regarding the final working capital amount delivered at Closing, which resulted in a final net working capital surplus of \$9.8 million and a corresponding increase to the face value of the ACER (per the terms of the Purchase Agreement), bringing the adjusted total face value of the ACER to \$39.8 million. We recorded the \$9.8 million of additional face value at its estimated fair value of \$2.6 million. Finally, in September 2017, Sharecare indicated that the contingency was resolved with respect to the portion of the ACER (having a face value of \$20.0 million) subject to the negative cash flows adjustment described above, and we recorded it at its estimated fair value of \$5.5 million. Therefore, as of December 31, 2017, we have recorded the \$39.8 million face value of the ACER at an estimated carrying value of \$10.8 million, which is classified as an equity receivable included in other assets.

Pursuant to Sharecare's acquisition of the TPHS business, our ownership interest in the joint venture with Gallup (the "Gallup Joint Venture") was transferred to Sharecare. We agreed with Sharecare to be responsible for two-thirds of the remaining payment obligations in respect of the purchase price to be paid in connection with Sharecare's acquisition of additional membership interest in the Gallup Joint Venture. As of December 31, 2017, the remaining obligation totaled \$0.8 million and was included in accrued liabilities.

The terms of the Purchase Agreement also impacted other existing contractual commitments, including the elimination of the minimum fee requirements under our technology services outsourcing agreement with HP Enterprise Services, LLC.

Effective July 31, 2016, in connection with the Closing, the Company and CareFirst Holdings, LLC ("CareFirst"), agreed to terminate the Investment Agreement between them (see Note 7). Also in connection with the Closing, all of the Commercial Agreements (defined in Note 7) between the Company and CareFirst relating to the TPHS business were transferred to Healthways SC that, effective at the Closing, became a wholly-owned subsidiary of Sharecare. As a result, CareFirst no longer has the opportunity to earn CareFirst Warrants (as defined in Note 7) in respect of the periods following the Closing. The Convertible Note, the Registration Rights Agreement and the CareFirst Warrants previously issued to CareFirst were not affected by the termination of the Investment Agreement.

The following table presents financial results of the TPHS business included in "loss from discontinued operations" for the years ended December 31, 2017, 2016, and 2015.

(In thousands)	Year Ended December 31,		
	2017	2016	2015
Revenues	\$ —	\$ 151,780	\$ 318,506
Cost of services	427	173,302	317,849
Selling, general & administrative expenses	349	18,594	32,928
Depreciation and amortization	—	27,207	42,986
Restructuring and related charges	—	8,626	14,395
Equity in income (loss) from joint ventures	98	243	(20,229)
Pretax loss on discontinued operations	(678)	(75,706)	(109,881)
Pretax loss on release of cumulative translation adjustment ⁽¹⁾	(3,044)	—	—
Pretax gain on sale of Navvis business	—	—	1,873
Pretax loss on sale of MeYou Health business	—	(4,826)	—
Pretax income (loss) on sale of TPHS business	4,733	(202,095)	—
Total pretax income (loss) on discontinued operations	1,011	(282,627)	(108,008)
Income tax benefit	(1,474) ⁽²⁾	(97,921)	(33,056)
Income (loss) from discontinued operations, net of income tax benefit	\$ 2,485	\$ (184,706)	\$ (74,952)

- (1) During the second quarter of 2017, we substantially liquidated foreign entities that were part of our TPHS business, resulting in a release of the cumulative translation adjustment of \$3.0 million into loss from discontinued operations.
- (2) Income tax benefit for the year ended December 31, 2017 includes the effect of a change in the estimate of net U.S. tax incurred in 2016 on foreign activity classified as discontinued operations.

The depreciation, amortization and significant operating and investing non-cash items of the discontinued operations were as follows:

(In thousands)	Year Ended December 31,		
	2017	2016	2015
Depreciation and amortization	\$ —	\$ 27,207	\$ 42,986
Capital expenditures	—	10,258	29,984
Assets acquired through capital lease obligations	—	—	898
Share-based compensation	—	10,144	3,404

4. Goodwill

The change in carrying amount of goodwill during the years ended December 31, 2017, 2016, and 2015 is shown below:

(In thousands)	
Balance, December 31, 2014	\$ 338,800
Navvis sale	(1,826)
Balance, December 31, 2015	336,974
MeYou Health sale	(2,294)
Balance, December 31, 2016 and 2017	\$ 334,680

On November 1, 2015, we sold Navvis, a provider of healthcare consulting and advisory services, for \$4.4 million in cash, which resulted in a gain of \$1.9 million.

In June 2016, we sold the assets of MeYou Health, a wholly-owned subsidiary of the Company that was engaged in the business of developing and delivering certain digital health applications, for \$5.5 million in cash and additional contingent consideration up to \$1.5 million, which resulted in a loss of \$4.8 million. This loss is included in loss from discontinued operations in our consolidated statement of comprehensive income (loss) for the year ended December 31, 2016.

No goodwill was allocated to the disposal group in connection with the sale of the TPHS business.

At each of December 31, 2017 and December 31, 2016, the gross amount of goodwill totaled \$517.0 million, and we had accumulated impairment losses of \$182.4 million.

5. Intangible Assets

Intangible assets subject to amortization at December 31, 2017 consisted of the following.

(In thousands)	Gross Carrying Amount	Accumulated Amortization	Net
Acquired technology	\$ 1,733	\$ (1,733)	—
Distributor and provider networks	8,709	(8,709)	—
Total	\$ 10,442	\$ (10,442)	\$ —

Intangible assets subject to amortization at December 31, 2016 consisted of the following.

(In thousands)	<u>Gross Carrying Amount</u>	<u>Accumulated Amortization</u>	<u>Net</u>
Acquired technology	\$ 6,422	\$ (6,422)	—
Distributor and provider networks	8,709	(8,709)	—
Total	\$ 15,131	\$ (15,131)	\$ —

As all intangible assets subject to amortization were fully amortized as of December 31, 2017, no amortization expense is expected over the next five years and thereafter. Total amortization expense for the years ended December 31, 2017, 2016, and 2015 was \$0, \$0.5 million, and \$0.5 million, respectively.

Intangible assets not subject to amortization at December 31, 2017 and 2016 consist of a tradename of \$29.0 million.

6. Income Taxes

Income tax expense is comprised of the following:

(In thousands)	<u>Year Ended December 31,</u>		
	<u>2017</u>	<u>2016</u>	<u>2015</u>
Current taxes			
Federal	\$ 771	\$ (426)	\$ 457
State	373	311	670
Deferred taxes			
Federal	37,565	18,910	23,342
State	4,844	3,178	4,816
Total	\$ 43,553	\$ 21,973	\$ 29,285

Deferred income taxes reflect the net tax effects of temporary differences between the carrying amounts of assets and liabilities for financial reporting purposes and the amounts used for income tax purposes. The following table sets forth the significant components of our net deferred tax asset and liability as of December 31, 2017 and 2016:

(In thousands)	<u>December 31, 2017</u>	<u>December 31, 2016</u>
Deferred tax asset:		
Accruals and reserves	\$ 1,539	\$ 4,085
Deferred compensation	1,439	4,344
Share-based payments	2,944	5,818
Net operating loss carryforwards	32,122	68,271
Capital loss carryforwards	8,102	11,861
Cash Conversion Derivative	25,821	4,592
Basis difference on joint ventures	—	1,621
Tax credits	6,994	—
Other assets	320	4,297
	79,281	104,889
Valuation allowance	(11,462)	(15,176)
	\$ 67,819	\$ 89,713

Deferred tax liability:		
Property and equipment	\$ (2,104)	\$ (2,386)
Intangible assets	(14,728)	(21,520)
Cash Convertible Notes Hedges	(25,821)	(4,592)
Other liabilities	—	(1,653)
	<u>(42,653)</u>	<u>(30,151)</u>
Net long-term deferred tax asset	\$ <u>25,166</u>	\$ <u>59,562</u>

In December 2017, we recorded \$5.0 million of tax expense necessary to revalue our deferred tax assets and liabilities at the new 21% federal rate as enacted in the Tax Cuts and Jobs Act of 2017 (the “Tax Act”).

At December 31, 2017, we provided valuation allowances for \$3.4 million of deferred tax assets associated with our international net operating loss carryforwards and \$8.1 million for deferred tax assets related to capital loss carryforwards incurred in the sale of the TPHS business. We recorded a total decrease in our valuation allowance of \$3.7 million for the year ended December 31, 2017, which included a \$4.0 million decrease recorded to continuing operations related to the change in federal tax rate from 35% to 21% under the Tax Act for deferred tax assets subject to valuation allowance. The remaining \$0.3 million offsetting increase in valuation allowance for 2017 related to international net operating loss and capital loss carryforwards and was recorded to discontinued operations. Our valuation allowance at December 31, 2017 is \$11.5 million.

At December 31, 2017, we had international net operating loss carryforwards totaling approximately \$12.9 million with an indefinite carryforward period, approximately \$99.2 million of federal net operating loss carryforwards, approximately \$151.9 million of state net operating loss carryforwards expiring between 2018 and 2036, approximately \$30.5 million of capital loss carryforwards expiring in 2021, and approximately \$4.6 million of foreign tax credits expiring between 2022 and 2027. Of the federal net operating loss carryforwards, \$2.8 million is subject to annual limitation under Internal Revenue Code Section 382 and expires in 2021, if not utilized. The remainder of the federal net operating loss carryforwards expire between 2035 and 2036.

Upon adoption of ASU 2016-09 on January 1, 2017, we recorded a \$6.5 million increase in deferred tax assets as a cumulative-effect adjustment to retained earnings. The increase in deferred tax assets related to the previously suspended portion of net operating losses attributable to excess tax deductions from share-based payment awards. In 2016, pursuant to ASC Topic 718-740, “Stock Compensation”, we tracked in a separate memo account the portion of our cumulative net operating losses attributable to excess tax deductions from share-based payment awards, which totaled \$16.5 million at December 31, 2016. The tax benefits related to these amounts were not included in our gross or net deferred tax assets and were not recorded to additional paid-in capital at December 31, 2016 since the related tax deduction would not have reduced cash taxes payable.

In 2017, our undistributed foreign earnings were subject to the mandatory deemed repatriation (“toll charge”) provision included in the Tax Act, and we repatriated these earnings during 2017. Due to the mandatory deemed repatriation, we recorded \$2.5 million of tax expense in continuing operations as of the date of enactment. We have no undistributed earnings at December 31, 2017. We recorded a \$1.6 million deferred tax liability on \$13.9 million of undistributed foreign earnings at December 31, 2016.

The difference between income tax expense computed using the statutory federal income tax rate and the effective rate is as follows:

(In thousands)	Year Ended December 31,		
	2017	2016	2015
Statutory federal income tax	\$ 36,674	\$ 27,321	\$ 25,522
State income taxes, less federal income tax benefit	5,119	3,801	3,488
Permanent items	1,750	954	167
Change in valuation allowance	—	(9,615)	—
Share-based compensation	(6,441)	—	—
Tax Act adjustments	7,442	—	—
Prior year tax adjustments	(544)	(444)	108
State income tax credits	(447)	(44)	—
Income tax expense	<u>\$ 43,553</u>	<u>\$ 21,973</u>	<u>\$ 29,285</u>

Uncertain Tax Positions

As of December 31, 2017, we had \$0.6 million of unrecognized tax benefits that, if recognized, would affect our effective tax rate. Our policy is to include interest and penalties related to unrecognized tax benefits in income tax expense. During 2017 and 2016, there were no interest and penalties related to unrecognized tax benefits recorded as income tax expense. During 2015, we included an immaterial amount of net interest related to uncertain tax positions as a component of income tax expense.

The aggregate changes in the balance of unrecognized tax benefits, exclusive of interest, were as follows:

(In thousands)

Unrecognized tax benefits at December 31, 2015	\$	—
Increases (decreases) in 2016		—
Unrecognized tax benefits at December 31, 2016	\$	—
Increases based upon tax positions related to prior years		644
Unrecognized tax benefits at December 31, 2017	\$	<u>644</u>

We file income tax returns in the U.S. Federal jurisdiction and in various state and foreign jurisdictions. Tax years remaining subject to examination in the U.S. Federal jurisdiction include 2014 to present.

7. Debt

The Company's debt, net of unamortized deferred loan costs, consisted of the following at December 31, 2017 and 2016:

(In thousands)	December 31, 2017	December 31, 2016
Cash Convertible Notes, net of unamortized discount	\$ 145,861	\$ 137,859
Prior Credit Agreement:		
Term Loan	—	60,000
Revolver	—	13,500
Capital lease obligations and other	549	1,270
	<u>146,410</u>	<u>212,629</u>
Less: deferred loan costs	(451)	(2,286)
Total debt	145,959	210,343
Less: current portion	(145,959)	(46,046)
Long-term debt	<u>\$ —</u>	<u>\$ 164,297</u>

Credit Facility

On June 8, 2012, we entered into the Fifth Amended and Restated Revolving Credit and Term Loan Agreement (as amended, the "Prior Credit Agreement"). The Prior Credit Agreement provided us with a \$125 million revolving credit facility that included a swingline sub facility of \$20 million and a \$75 million sub facility for letters of credit. The Prior Credit Agreement also provided a \$200 million term loan facility and an uncommitted incremental accordion facility of \$100 million. Borrowings under the Prior Credit Agreement generally bore interest at variable rates based on a margin or spread in excess of either (1) the one-month, two-month, three-month or six-month rate (or with the approval of affected lenders, nine-month or twelve-month rate) for Eurodollar deposits ("LIBOR", which may not be less than zero), or (2) the greatest of (a) the SunTrust Bank prime lending rate, (b) the federal funds rate plus 0.50% and (c) one-month LIBOR plus 1.00% (the "Base Rate"), as selected by the Company. The LIBOR margin varied between 1.75% and 3.00%, and the Base Rate margin varied between 0.75% and 2.00%, depending on our leverage ratio. The Prior Credit Agreement also provided for an annual fee ranging between 0.30% and 0.50% of the unused commitments under the revolving credit facility.

On April 21, 2017, we entered into a new Revolving Credit and Term Loan Agreement (the "Credit Agreement") with a group of lenders, which replaced the Prior Credit Agreement. The Credit Agreement provides us with (1) a \$100 million revolving credit facility that includes a \$25 million sublimit for swingline loans and a \$75 million sublimit for letters of credit, (2) a \$70 million term loan A facility, (3) a \$150 million delayed draw term loan facility, and (4) an uncommitted incremental accordion facility of \$100 million.

We used the proceeds of the term loan A and cash on hand to repay all of the outstanding indebtedness under the Prior Credit Agreement and to pay transaction costs and expenses. Proceeds of revolving loans and delayed draw term loans may be used to repay outstanding indebtedness (including amounts payable upon or in respect of any conversion of the Cash Convertible Notes discussed below and the repayment of any revolving loans borrowed for such purposes), to finance working capital needs, to finance acquisitions, to finance the repurchase of our common stock, to finance capital expenditures and for other general corporate purposes of the Company and its subsidiaries. Delayed draw term loans may not be borrowed after July 2, 2018.

We are required to repay the term loan A and any outstanding revolving loans in full on April 21, 2022. The term loan A was repaid in full as of December 31, 2017. If we elect to borrow the delayed draw term loans, we will be required to repay the delayed draw term loans in quarterly principal installments calculated as follows: (1) for each of the first 12 quarters following the time of borrowing, 1.250% of the aggregate principal amount of the delayed draw term loans funded as of the last day of the immediately preceding quarter; and (2) for each of the remaining quarters prior to maturity on April 21, 2022, 1.875% of the aggregate principal amount of the delayed draw term loans funded as of the last day of the immediately preceding quarter. At maturity on April 21, 2022, the entire unpaid principal balances of the delayed draw term loans are due and payable. As of December 31, 2017, we had not borrowed any amounts under the delayed draw term loan, and availability under the revolving credit facility totaled \$92.6 million.

Borrowings under the Credit Agreement generally bear interest at variable rates based on a margin or spread in excess of either (1) the one-month, two-month, three-month or six-month LIBOR rate (or with the approval of affected lenders, the 12-month LIBOR rate), which may not be less than zero, or (2) the greatest of (a) the SunTrust Bank prime lending rate, (b) the federal funds rate plus 0.50%, and (c) one-month LIBOR plus 1.00% (the "Base Rate"), as selected by the Company. The LIBOR margin varies between 1.50% and 2.75%, and the Base Rate margin varies between 0.50% and 1.75%, depending on our net leverage ratio. The Credit Agreement also provides for annual fees ranging between 0.20% and 0.50% of the unused commitments under the revolving credit facility and the delayed draw term loan facility. Extensions of credit under the Credit Agreement are secured by guarantees from all of the Company's active material subsidiaries and by security interests in substantially all of the Company's and such subsidiaries' assets.

The Credit Agreement contains financial covenants that require us to maintain, as defined, specified ratios or levels of (1) funded debt to EBITDA and (2) fixed charge coverage. The Credit Agreement also contains various other affirmative and negative covenants that are typical for financings of this type. Among other things, they limit repurchases of our common stock and the amount of dividends that we can pay to holders of our common stock.

1.50% Cash Convertible Senior Notes Due 2018

On July 16, 2013, we completed the issuance of \$150.0 million aggregate principal amount of cash convertible senior notes due 2018 (the "Cash Convertible Notes"), which bear interest at a rate of 1.50% per year, payable semiannually in arrears on January 1 and July 1 of each year, beginning on January 1, 2014. The Cash Convertible Notes will mature on July 1, 2018, unless earlier repurchased or converted into cash in accordance with their terms prior to such date. Accordingly, we have classified the Cash Convertible Notes, net of the unamortized discount, and related deferred loan costs as a current liability at December 31, 2017 and as long-term debt at December 31, 2016.

At the option of the holders, the Cash Convertible Notes are convertible into cash based on the conversion rate set forth below only upon occurrence of certain triggering events as defined in the indenture dated as of July 8, 2013 by and between the Company and U.S. Bank National Association, none of which had occurred as of December 31, 2016 and one of which had occurred as of December 31, 2017, as further detailed below.

Pursuant to the indenture under which we issued the Cash Convertible Notes, the Cash Convertible Notes became convertible into cash (at the option of the holder) during the period that began on January 1, 2018 and ends on June 28, 2018. The cash conversion rate (subject to adjustment, as set forth in the indenture) is 51.3769 shares of the Company's common stock per \$1,000 principal amount of the Cash Convertible Notes (equivalent to an initial conversion price of \$19.4640 per share of common stock). The settlement of any Cash Convertible Notes surrendered for conversion during this period will occur on July 2, 2018, which is the third business day following the end of the applicable observation period with respect to such conversion (i.e., the 80 consecutive trading day period beginning on the 82nd scheduled trading day immediately preceding the maturity date, which 82nd scheduled trading day is March 6, 2018). The indenture requires the Company to satisfy the entire settlement

amount for any conversions (determined in accordance with the provisions of the indenture) in cash, and the notes are not convertible into the Company's common stock or any other securities under any circumstances.

The Cash Convertible Notes are our senior unsecured obligations and rank senior in right of payment to any of our indebtedness that is expressly subordinated in right of payment to the Cash Convertible Notes. As a result of this transaction, we recognized deferred loan costs of approximately \$3.9 million, which are being amortized over the term of the Cash Convertible Notes using the effective interest method.

The cash conversion feature of the Cash Convertible Notes is a derivative liability (the "Cash Conversion Derivative") that requires bifurcation from the Cash Convertible Notes in accordance with FASB ASC Topic 815, "Derivatives and Hedging" ("ASC Topic 815"), and is carried at fair value. At December 31, 2016, because the Cash Convertible Notes were classified as long-term debt, the Cash Conversion Derivative was classified as a long-term liability. Due to the classification of the Cash Convertible Notes as a current liability at December 31, 2017, the Cash Conversion Derivative is recorded in current liabilities at December 31, 2017. The fair value of the Cash Conversion Derivative at the time of issuance of the Cash Convertible Notes was \$36.8 million, which was recorded as a debt discount for purposes of accounting for the debt component of the Cash Convertible Notes. The debt discount is being amortized over the term of the Cash Convertible Notes using the effective interest method. For the years ended December 31, 2017 and 2016, we recorded \$8.0 million and \$7.6 million, respectively, of interest expense related to the amortization of the debt discount based upon an effective interest rate of 5.7%. We also recognized \$2.3 million of interest expense for each of the years ended December 31, 2017 and 2016 related to the contractual interest rate of 1.50% per year. The net carrying amount of the Cash Convertible Notes at December 31, 2017 and December 31, 2016 was \$145.9 million and \$137.9 million, respectively, net of the unamortized discount of \$4.1 million and \$12.1 million, respectively.

In connection with the issuance of the Cash Convertible Notes, we entered into privately negotiated convertible note hedge transactions (the "Cash Convertible Notes Hedges"), which are cash-settled and are intended to reduce our exposure to potential cash payments that we would be required to make if holders elect to convert the Cash Convertible Notes at a time when our stock price exceeds the conversion price. The initial cost of the Cash Convertible Notes Hedges was \$36.8 million. At December 31, 2016, because the Cash Convertible Notes were classified as long-term debt, the Cash Convertible Notes Hedges were classified as long-term assets. Due to the classification of the Cash Convertible Notes as a current liability at December 31, 2017, the Cash Convertible Notes Hedges are classified in current assets at December 31, 2017. The Cash Convertible Notes Hedges are recorded as a derivative asset under ASC Topic 815 and are carried at fair value. See Note 9 for additional information regarding the Cash Convertible Notes Hedges and the Cash Conversion Derivative and their fair values.

In July 2013, we also sold separate privately negotiated warrants (the "Warrants") initially relating, in the aggregate, to a notional number of shares of our common stock underlying the Cash Convertible Notes Hedges. The Warrants have an initial strike price of approximately \$25.95 per share. The Warrants will be net share settled by issuing a number of shares of our common stock per Warrant corresponding to the excess of the market price per share of our common stock (as measured on each warrant exercise date under the terms of the Warrants) over the applicable strike price of the Warrants. The Warrants meet the definition of derivatives under the guidance in ASC Topic 815; however, because these instruments have been determined to be indexed to our own stock and meet the criteria for equity classification under ASC Topic 815, the Warrants have been accounted for as an adjustment to our additional paid-in-capital.

When the market value per share of our common stock exceeds the strike price of the Warrants, the Warrants have a dilutive effect on net income per share, and the "treasury stock" method is used in calculating the dilutive effect on earnings per share. See Note 10 for additional information on such dilutive effect.

CareFirst Convertible Note and CareFirst Warrants

On October 1, 2013, we entered into an Investment Agreement (the "Investment Agreement") with CareFirst), which was in addition to certain commercial agreements between us and CareFirst relating to, among other things, disease management and care coordination services (the "Commercial Agreements").

Pursuant to the Investment Agreement, we issued to CareFirst a convertible subordinated promissory note in the aggregate original principal amount of \$20 million (the "CareFirst Convertible Note") for a purchase price of \$20 million. The CareFirst Convertible Note was convertible into shares of our common stock at the conversion rate determined by dividing (a) the sum of the portion of the principal to be converted and accrued and unpaid interest

with respect to such principal by (b) the conversion price equal to \$22.41 per share of our common stock. In October 2016, CareFirst elected to convert the full amount of the CareFirst Convertible Note into 892,458 shares of our common stock with a conversion price equal to \$22.41 per share.

In addition, CareFirst had an opportunity to earn warrants to purchase shares of our common stock ("CareFirst Warrants") based on achievement of certain quarterly thresholds for revenue derived from both the Commercial Agreements and from new business to us from third parties as a result of an introduction or referral to us by CareFirst. As discussed in Note 3, CareFirst no longer had the opportunity to earn CareFirst Warrants in respect of the periods following the Closing. All CareFirst Warrants earned by CareFirst prior to Closing were exercised by CareFirst as of December 31, 2016.

The following table summarizes the minimum annual principal payments and repayments of the revolving advances under the Credit Agreement and the Cash Convertible Notes for each of the next five years and thereafter:

(In thousands)	
Year ending December 31,	
2018	\$ 150,000
2019	—
2020	—
2021	—
2022	—
2023 and thereafter	—
Total	\$ 150,000

8. Commitments and Contingencies

Summary

On November 6, 2017, United Healthcare issued a press release announcing expansion of its fitness benefits ("United Press Release"), and the market price of the Company's shares of common stock dropped on that same day. In connection with the United Press Release, two lawsuits have been filed against the Company as described below. We intend to vigorously defend ourselves against both complaints.

On November 20, 2017, Eric Weiner, claiming to be a stockholder of the Company, filed a complaint on behalf of stockholders who purchased the Company's common stock between February 24, 2017 and November 3, 2017 ("Weiner Lawsuit"). The Weiner Lawsuit was filed as a class action in the U.S. District Court for the Middle District of Tennessee, naming the Company, the Company's chief executive officer, chief financial officer and chief accounting officer as defendants. The complaint alleges that the defendants violated Sections 10(b) and 20(a) of the Securities Exchange Act of 1934 (the "Exchange Act") and Rule 10b-5 promulgated under the Exchange Act in making false and misleading statements and omissions related to the United Press Release. The complaint seeks monetary damages on behalf of the purported class. On January 19, 2018, the Oklahoma Firefighters Pension and Retirement System filed a motion to appoint counsel and lead plaintiff.

On January 26, 2018, Charles Denham, claiming to be a stockholder of the Company, filed a purported shareholder derivative action, on behalf of the Company, in the U.S. District Court for the Middle District of Tennessee, naming the Company as a nominal defendant and the Company's chief executive officer, chief financial officer, chief accounting officer, current directors of the Company and a former director of the Company, as defendants. The complaint asserts claims for breach of fiduciary duty, waste, and unjust enrichment, largely tracking allegations in the Weiner Lawsuit. The complaint further alleges that certain defendants engaged in insider trading. The plaintiff seeks monetary damages on behalf of the Company, certain corporate governance and internal procedural reforms, and other equitable relief.

Additionally, from time to time, we are subject to contractual disputes, claims and legal proceedings that arise from time to time in the ordinary course of our business. While we are unable to estimate a range of potential losses, we do not believe that any of the legal proceedings pending against us as of the date of this Report, some of which are expected to be covered by insurance policies, will have a material adverse effect on our financial statements. As these matters are subject to inherent uncertainties, our view of these matters may change in the future. We expense legal costs as incurred.

Contractual Commitments

In October 2012, we entered into the Gallup Joint Venture that required us to make payments over a five-year period beginning January 2013. Pursuant to Sharecare's acquisition of the TPHS business, our ownership interest in the Gallup Joint Venture was transferred to Sharecare. We agreed with Sharecare to be responsible for two-thirds of the remaining payment obligations in respect of the purchase price to be paid in connection with Sharecare's acquisition of additional membership interest in the Gallup Joint Venture. As of December 31, 2017, the remaining obligation totaled \$0.8 million and was included in accrued liabilities. The financial impact of the strategic relationship with Gallup and the Gallup Joint Venture are reflected in discontinued operations for all periods presented as each of these were a part of the TPHS business.

9. Fair Value Measurements

We account for certain assets and liabilities at fair value. Fair value is defined as the price that would be received upon sale of an asset or paid upon transfer of a liability in an orderly transaction between market participants at the measurement date, assuming the transaction occurs in the principal or most advantageous market for that asset or liability.

Fair Value Hierarchy

The hierarchy below lists three levels of fair value based on the extent to which inputs used in measuring fair value are observable in the market. We categorize each of our fair value measurements in one of these three levels based on the lowest level input that is significant to the fair value measurement in its entirety. These levels are:

- Level 1: Quoted prices in active markets for identical assets or liabilities;
- Level 2: Quoted prices for similar instruments in active markets; quoted prices for identical or similar instruments in markets that are not active; and model-based valuation techniques in which all significant assumptions are observable in the market or can be corroborated by observable market data for substantially the full term of the assets or liabilities; and
- Level 3: Unobservable inputs that are supported by little or no market activity and typically reflect management's estimates of assumptions that market participants would use in pricing the asset or liability.

Assets and Liabilities Measured at Fair Value on a Non-Recurring Basis

Based on our estimate of fair value prior to the disposition of the TPHS business, we determined in 2015 that the present value of our remaining contractual cash obligations in the Gallup Joint Venture exceeded the estimated fair value, resulting in the recognition of a liability associated with the forward option to acquire additional membership interest (the "Gallup Derivative"). Prior to July 31, 2016 and the sale of the TPHS business, the Gallup Derivative was recorded as a derivative liability in accordance with FASB ASC Topic 815 and was carried at fair value. Upon the sale of the TPHS business, we remain obligated to Sharecare for two-thirds of the remaining payment obligations in respect of the purchase price to be paid in connection with Sharecare's acquisition of additional membership interest in the Gallup Joint Venture as discussed in Note 8 above. These payment obligations are recorded as a liability at December 31, 2017 but not as a derivative; since the Gallup Joint Venture was transferred to Sharecare, the Gallup Derivative was written off to discontinued operations.

Further, we measure certain assets at fair value on a nonrecurring basis in the fourth quarter of the year, including the following:

- reporting units measured at fair value as part of a goodwill impairment test; and
- indefinite-lived intangible assets measured at fair value for impairment assessment.

Each of these assets above is classified as Level 3 within the fair value hierarchy.

During the fourth quarter of 2017, we reviewed goodwill for impairment at the reporting unit level

(operating segment or one level below an operating segment). We have a single reporting unit. The fair value of a reporting unit is the price that would be received to sell the unit as a whole in an orderly transaction between market participants at the measurement date. We elected to perform a qualitative assessment to determine whether it was more likely than not that the fair value of the reporting unit was less than its carrying value. Based on our qualitative assessment, we determined that the carrying value of goodwill was not impaired.

Also during the fourth quarter of 2017, we estimated the fair value of our indefinite-lived intangible asset, a tradename, using a present value technique, which required management's estimate of future revenues attributable to this tradename, estimation of the long-term growth rate and royalty rate for this revenue, and determination of our weighted average cost of capital. Changes in these estimates and assumptions could materially affect the estimate of fair value for the tradename. We determined that the carrying value of the tradename was not impaired based upon the impairment review.

Assets and Liabilities Measured at Fair Value on a Recurring Basis

The following tables present our assets and liabilities measured at fair value on a recurring basis at December 31, 2017 and December 31, 2016:

(In thousands) December 31, 2017	Level 3	Gross Fair Value	Netting ⁽¹⁾	Net Fair Value
Assets:				
Cash Convertible Notes Hedges	134,079	134,079	—	134,079
Liabilities:				
Cash Conversion Derivative	134,079	134,079	—	134,079

(In thousands) December 31, 2016	Level 3	Gross Fair Value	Netting ⁽¹⁾	Net Fair Value
Assets:				
Cash Convertible Notes Hedges	48,361	48,361	—	48,361
Liabilities:				
Cash Conversion Derivative	48,361	48,361	—	48,361

(1) This column reflects the impact of netting derivative assets and liabilities by counterparty when a legally enforceable master netting agreement exists.

The fair values of the Cash Convertible Notes Hedges and the Cash Conversion Derivative are measured using Level 3 inputs because these instruments are not actively traded. They are valued using an option pricing model that uses observable and unobservable market data for inputs, such as expected time to maturity of the derivative instruments, the risk-free interest rate, the expected volatility of our common stock, and other factors. The Cash Convertible Notes Hedges and the Cash Conversion Derivative were designed such that changes in their fair values would offset one another, with minimal impact to the consolidated statements of operations. Therefore, the sensitivity of changes in the unobservable inputs to the option pricing model for such instruments is mitigated.

The following table presents our financial instruments measured at fair value on a recurring basis using unobservable inputs (Level 3):

(In thousands)	Balance at December 31, 2016	Purchases of Level 3 Instruments	Settlements of Level 3 Instruments	Gains (Losses) Included in Earnings	Balance at December 31, 2017
Cash Convertible Notes Hedges	\$ 48,361	\$ —	\$ —	\$ 85,718	\$ 134,079
Cash Conversion Derivative	(48,361)	—	—	(85,718)	(134,079)

The gains and losses included in earnings noted above represent the change in the fair value of these financial instruments and are recorded each period in the consolidated statements of operations. The gains and losses on the Cash Convertible Notes Hedges and Cash Conversion Derivative are recorded as selling, general and administrative expenses.

Fair Value of Other Financial Instruments

In addition to the Cash Convertible Notes Hedges and the Cash Conversion Derivative, the estimated fair values of which are disclosed above, the estimated fair value of each class of financial instruments at December 31, 2017 was as follows:

Cash and cash equivalents – The carrying amount of \$28.4 million approximates fair value because of the short maturity of those instruments (less than three months).

Long-term debt – The estimated fair value of outstanding borrowings under the Credit Agreement, which includes a revolving credit facility and a term loan facility (see Note 7), and the Cash Convertible Notes are determined based on the fair value hierarchy as discussed above.

The revolving credit facility and the term loan facility are not actively traded and therefore are classified as Level 2 valuations based on the market for similar instruments. The estimated fair value is based on the average of the prices set by the issuing bank given current market conditions and is not necessarily indicative of the amount we could realize in a current market exchange. There were no outstanding borrowings under the Credit Agreement at December 31, 2017.

The Cash Convertible Notes are actively traded and therefore are classified as Level 1 valuations. The estimated fair value at December 31, 2017 was \$278.8 million, which is based on the most recent trading price of the Cash Convertible Notes as of December 31, 2017, and the par value was \$150.0 million. The carrying amount of the Cash Convertible Notes at December 31, 2017 was \$145.9 million, which is net of the debt discount discussed in Note 7.

10. Derivative Instruments and Hedging Activities

We use derivative instruments to manage risks related to interest (through December 30, 2016), the Cash Convertible Notes, and, prior to the sale of the TPHS business, foreign currencies. We account for derivatives in accordance with ASC Topic 815, which establishes accounting and reporting standards requiring that certain derivative instruments be recorded on the balance sheet as either an asset or liability measured at fair value. Additionally, changes in the derivative's fair value will be recognized currently in earnings unless specific hedge accounting criteria are met. As permitted under our master netting arrangements, the fair value amounts of our prior interest rate swaps and foreign currency options and/or forward contracts are presented on a net basis by counterparty in the consolidated balance sheets.

Derivative Instruments Designated as Hedging Instruments

Cash Flow Hedges

Derivative instruments that are designated and qualify as cash flow hedges are recorded at estimated fair value in the consolidated balance sheets, with the effective portion of the gains and losses being reported in accumulated other comprehensive income or loss ("accumulated OCI"). We did not maintain any cash flow hedges during the year ended December 31, 2017. Cash flow hedges for the year ended December 31, 2016 consisted solely of an interest rate swap agreement, which effectively modified our exposure to interest rate risk by converting a portion of our floating rate debt to a fixed rate obligation, thus reducing the impact of interest rate changes on future interest expense. Under this agreement, which terminated on December 30, 2016, we received a variable rate of interest based on LIBOR, and we paid a fixed rate of interest with an interest rate of 1.480% plus a spread. Gains and losses on this interest rate swap agreement were reclassified to interest expense in the same period during which the hedged transaction affected earnings or the period in which all or a portion of the hedge became ineffective.

The following table shows the effect of our cash flow hedges on the consolidated balance sheets during the years ended December 31, 2017 and 2016:

(In thousands)

	For the Year Ended	
	December 31, 2017	December 31, 2016
Derivatives in Cash Flow Hedging Relationships		
Loss related to effective portion of derivatives recognized in accumulated OCI, gross of tax effect	—	110
Loss related to effective portion of derivatives reclassified from accumulated OCI to interest expense, gross of tax effect	—	(507)

Gains and losses representing either hedge ineffectiveness or hedge components excluded from the assessment of effectiveness are recognized in current earnings. During the years ended December 31, 2017 and 2016, there were no gains or losses on cash flow hedges recognized in our consolidated statements of comprehensive income (loss) resulting from hedge ineffectiveness.

Derivative Instruments Not Designated as Hedging Instruments

Our Cash Conversion Derivative, Cash Convertible Notes Hedges and, prior to July 31, 2016, foreign currency options and/or forward contracts, do not qualify for hedge accounting treatment under U.S. GAAP and are measured at fair value, with gains and losses recognized immediately in the consolidated statements of comprehensive income (loss). These derivative instruments not designated as hedging instruments did not have a material impact on our consolidated statements of comprehensive income (loss) for the years ended December 31, 2017 and 2016.

The Cash Conversion Derivative is accounted for as a derivative liability and carried at fair value. In order to offset the risk associated with the Cash Conversion Derivative, we entered into Cash Convertible Notes Hedges, which are cash-settled and are intended to reduce our exposure to potential cash payments that we would be required to make if holders elect to convert the Cash Convertible Notes at a time when our stock price exceeds the conversion price. The Cash Convertible Notes Hedges are accounted for as a derivative asset and carried at fair value.

The gains and losses resulting from a change in fair values of the Cash Conversion Derivative and the Cash Convertible Notes Hedges are reported in the consolidated statements of comprehensive income (loss).

(In thousands)	Year Ended December 31,		Statements of Comprehensive Income (Loss) Classification
	2017	2016	
<i>Cash Convertible Notes Hedges:</i>			
Net unrealized (loss) gain	\$ 85,718	\$ 35,729	Selling, general and administrative expense
<i>Cash Conversion Derivative:</i>			
Net unrealized gain (loss)	\$ (85,718)	\$ (35,729)	Selling, general and administrative expense

Prior to the sale of the TPHS business, we also entered into foreign currency options and/or forward contracts in order to minimize our earnings exposure to fluctuations in foreign currency exchange rates. Our foreign currency exchange contracts required current period mark-to-market accounting, with any change in fair value being recorded each period in the consolidated statements of comprehensive income (loss) in selling, general and administrative expenses. We do not execute transactions or hold derivative financial instruments for trading or other purposes.

Financial Instruments

The estimated gross fair values of derivative instruments at December 31, 2017 and December 31, 2016, excluding the impact of netting derivative assets and liabilities when a legally enforceable master netting agreement exists, were as follows:

(In thousands)	<u>December 31, 2017</u>	<u>December 31, 2016</u>
Assets:		
<i>Derivatives not designated as hedging instruments:</i>		
Cash convertible notes hedges, current	\$ 134,079	\$ —
Cash convertible notes hedges, long-term	—	48,361
Liabilities:		
<i>Derivatives not designated as hedging instruments:</i>		
Cash conversion derivative, current	\$ 134,079	\$ —
Cash conversion derivative, long-term	—	48,361

See also Note 9 for more information on fair value measurements.

11. Other Long-Term Liabilities

Other long-term liabilities consist primarily of the Cash Conversion Derivative (at December 31, 2016 only), accrued severance and restructuring liabilities, deferred rent (see Note 12), and a deferred compensation plan.

We have a non-qualified deferred compensation plan under which certain employees may defer a portion of their salaries and receive a Company matching contribution plus a discretionary contribution based on the Company's performance against targets (the "Plan"). Company contributions vest equally over four years. We do not fund the Plan and carry it as an unsecured obligation. In December 2017, the Board of Directors of the Company determined effective as of December 31, 2017 to (i) cease deferrals and Company matching and discretionary contributions under the Plan and to freeze any additional growth additions under the Plan; (ii) fully vest the participants in their account balance(s) under the Plan; and (iii) terminate the Plan and distribute to participants the vested benefits accrued thereunder in accordance with the Plan and applicable regulations under the Internal Revenue Code.

As of December 31, 2017 and 2016, other long-term liabilities included vested amounts under the Plan of \$1.3 million and \$1.6 million, respectively. The current portions under the Plan (recorded in current portion of long-term liabilities) were \$1.3 million and \$5.9 million as of December 31, 2017 and 2016, respectively. We must make estimated Plan payments of \$1.3 million for each of 2018 and 2019.

12. Leases

We maintain operating lease agreements principally for our office spaces. We lease approximately 264,000 square feet of office space for our corporate headquarters in Franklin, Tennessee, approximately 221,000 square feet of which is subleased. This lease commenced in March 2008 and expires in February 2023. We also lease approximately 92,000 square feet of office space in Chandler, Arizona, and approximately 6,000 square feet of office space in Ashburn, Virginia. The Chandler, Arizona lease began in April 2009 and expires in April 2020.

Our corporate office lease agreement in Tennessee contains escalation clauses and provides for two renewal options of five years each at then prevailing market rates. The base rent for the initial 15-year term ranges from \$4.3 million to \$6.6 million per year over the term of the lease. The landlord provided a tenant improvement allowance equal to approximately \$10.7 million. We record leasehold improvement incentives as deferred rent and amortize them as reductions to rent expense over the lease term.

Most of our operating leases include escalation clauses, some of which are fixed amounts, and some of which reflect changes in price indices. We recognize rent expense on a straight-line basis over the lease term. Certain operating leases contain renewal options to extend the lease for additional periods. For the years ended December 31, 2017, 2016, and 2015, rent expense under lease agreements, net of sublease income, was approximately \$2.5 million, \$4.2 million, and \$3.7 million, respectively. Our capital lease obligations are included in long-term debt and the current portion of long-term debt.

The following table summarizes our future minimum lease payments, net of total cash receipts from subleases of \$29.2 million, under all non-cancelable operating leases for each of the next five years and thereafter. As of December 31, 2017, future minimum lease payments under capital leases were not material.

(In thousands) Year ending December 31,	Operating Leases
2018	\$ 5,547
2019	5,645
2020	3,175
2021	910
2022	827
2023 and thereafter	136
Total minimum lease payments	<u>\$ 16,240</u>

13. Share-Based Compensation

We have several stockholder-approved stock incentive plans for our employees and directors. During the year ended December 31, 2017, we had three types of share-based awards outstanding under these plans: stock options, restricted stock units, and market stock units. We believe that our share-based awards align the interests of our employees and directors with those of our stockholders.

We grant options under these plans at market value on the date of grant. The options generally vest over four years based on service conditions and expire ten years from the date of grant. Restricted stock units and restricted stock awards generally vest over three or four years. Market stock units granted during 2016 and 2015 have a multi-year performance period ending in 2019 and 2018, respectively, and will vest at the end of the three-year performance period based on total shareholder return.

We recognize share-based compensation expense for options, restricted stock units, and restricted stock awards on a straight-line basis over the vesting period. We account for forfeitures as they occur. We recognize share-based compensation expense for the market stock units if the requisite service period is rendered, even if the market condition is never satisfied. All awards generally provide for accelerated vesting upon a change in control or normal or early retirement (as defined in the applicable stock incentive plan). At December 31, 2017, we had reserved approximately 1.2 million shares for future equity grants under our stock incentive plan.

Following are certain amounts recognized in the consolidated statements of operations for share-based compensation arrangements for the years ended December 31, 2017, 2016 and 2015. We did not capitalize any share-based compensation costs during these periods.

(In millions)	Year Ended		
	December 31, 2017	December 31, 2016	December 31, 2015 ⁽²⁾
Total share-based compensation	\$ 6.7	\$ 17.5	\$ 10.5
Share-based compensation included in cost of services	2.2	1.2	0.9
Share-based compensation included in selling, general and administrative expenses	4.4	5.9	6.0
Share-based compensation included in restructuring and related charges	0.1	0.3	0.2
Share-based compensation included in discontinued operations ⁽¹⁾	—	10.1	3.4
Total income tax benefit recognized	2.6	2.9	2.8

(1) Includes the acceleration of vesting in 2016 of all unvested stock options, market stock units and restricted stock units held by two former senior executives as of the Closing who had accepted employment with Sharecare.

(2) Includes the acceleration of vesting in May 2015 of all unexercisable stock options and unvested time-based restricted stock units held by our former president and chief executive officer at the time of the termination of his employment.

As of December 31, 2017, there was \$7.6 million of total unrecognized compensation cost related to

nonvested share-based compensation arrangements granted under the stock incentive plans. That cost is expected to be recognized over a weighted average period of 1.3 years.

In connection with the sale of the TPHS business, we modified approximately 92,000 options, 396,000 restricted stock units, and 75,000 market stock units by accelerating the vesting dates to July 31, 2016 (the date on which the sale of the TPHS business was consummated) for approximately 100 employees of the TPHS business. This resulted in share-based compensation expense of \$7.4 million, all of which is included in discontinued operations for the year ended December 31, 2016.

Stock Options

We use a lattice-based binomial option valuation model ("lattice binomial model") to estimate the fair values of stock options. We base expected volatility on historical volatility due to the low volume of traded options on our stock. The expected term of options granted is derived from the output of the lattice binomial model and represents the period of time that options granted are expected to be outstanding. We used historical data to estimate expected option exercise and post-vesting employment termination behavior within the lattice binomial model. No stock options were granted during the years ended December 31, 2017 or 2016.

A summary of option activity as of December 31, 2017 and the changes during the year then ended is presented below:

Options	Shares (In thousands)	Weighted Average Exercise Price Per Share	Weighted Average Remaining Contractual Term	Aggregate Intrinsic Value (In thousands)
Outstanding at January 1, 2017	1,024	\$ 14.02		
Granted	—	—		
Exercised	(472)	12.15		
Forfeited	—	—		
Expired	(45)	45.36		
Outstanding at December 31, 2017	<u>507</u>	<u>\$ 12.98</u>	<u>4.3</u>	<u>\$ 11,942</u>
Exercisable at December 31, 2017	<u>486</u>	<u>\$ 12.82</u>	<u>4.2</u>	<u>\$ 11,528</u>

The total intrinsic value, which represents the difference between the market price of the underlying common stock and the option's exercise price, of options exercised during the years ended December 31, 2017, 2016 and 2015 was \$10.5 million, \$10.2 million, and \$5.3 million, respectively.

Cash received from option exercises under all share-based payment arrangements during 2017 was \$5.7 million. The actual tax benefit realized during 2017 for the tax deductions from option exercise totaled \$4.1 million. We issue new shares of common stock upon exercise of stock options or vesting of restricted stock units and market stock units.

Nonvested Shares

The fair value of restricted stock and restricted stock units is determined based on the closing bid price of the Company's common stock on the grant date. The weighted average grant-date fair value of restricted stock and restricted stock units granted during the years ended December 31, 2017, 2016, and 2015 was \$32.06, \$12.37, and \$11.97, respectively. The fair value of market stock units is determined based on the closing bid price of the Company's common stock on the grant date, except that the Monte Carlo simulation valuation model is used to determine the fair value of market stock units with a market condition. The weighted average grant-date fair value of all market stock units granted during the years ended December 31, 2016 and 2015 was \$10.67 and \$6.53, respectively. No market stock units were granted during 2017.

The two tables below set forth a summary of our nonvested shares as of December 31, 2017 as well as activity during the year then ended. The total grant-date fair value of shares vested during the years ended December 31, 2017, 2016 and 2015 was \$5.7 million, \$13.9 million, and \$5.2 million, respectively.

The following table shows a summary of our restricted stock and restricted stock units as of December 31, 2017, as well as activity during the year then ended:

	Restricted Stock and Restricted Stock Units	
	Shares (In thousands)	Weighted- Average Grant Date Fair Value
Nonvested at January 1, 2017	939	\$ 13.11
Granted	136	32.06
Vested	(432)	13.10
Forfeited	(71)	13.27
Nonvested at December 31, 2017	<u>572</u>	<u>\$ 17.60</u>

The following table shows a summary of our market stock units as of December 31, 2017, as well as activity during the year then ended:

	Market Stock Units	
	Shares (In thousands)	Weighted- Average Grant Date Fair Value
Nonvested at January 1, 2017	406	\$ 8.75
Granted	—	—
Vested	(8)	5.46
Forfeited	(25)	5.95
Nonvested at December 31, 2017	<u>373</u>	<u>\$ 9.01</u>

14. Share Repurchases

In accordance with the terms of a Separation and Release Agreement entered into with our former president and chief executive officer, Ben R. Leedle, Jr., whose employment was terminated on May 15, 2015 (the "Separation Date"), Mr. Leedle elected to net exercise (net of the applicable exercise price and tax withholding) on the Separation Date certain performance awards granted to Mr. Leedle in the form of options to purchase 434,436 shares of common stock of the Company at an exercise price of \$9.96 per share. The Company repurchased from Mr. Leedle 106,408 shares of common stock resulting from this net exercise at \$17.23 per share, which was the per share purchase price equal to the closing price of the common stock on the Separation Date as reported on The Nasdaq Global Select Market.

15. Earnings (Loss) Per Share

The following is a reconciliation of the numerator and denominator of basic and diluted earnings (loss) per share for the years ended December 31, 2017, 2016, and 2015:

(In thousands except per share data)	Year Ended December 31,		
	2017	2016	2015
Numerator:			
Income from continuing operations attributable to Tivity Health, Inc.			
- numerator for earnings per share	\$ 61,230	\$ 56,091	\$ 43,634
Net income (loss) from discontinued operations attributable to Tivity Health, Inc. - numerator for earnings (loss) per share	2,485	(185,202)	(74,581)
Net income (loss) attributable to Tivity Health, Inc. - numerator for earnings (loss) per share	<u>\$ 63,715</u>	<u>\$ (129,111)</u>	<u>\$ (30,947)</u>

Denominator:			
Shares used for basic income (loss) per share	39,357	36,999	35,832
Effect of dilutive stock options and restricted stock units outstanding:			
Non-qualified stock options	436	344	568
Restricted stock units	549	538	364
Performance stock units	—	—	25
Warrants related to Cash Convertible Notes	1,709		
Market stock units	496	194	10
CareFirst Warrants	—	—	55
Shares used for diluted income (loss) per share	<u>42,547</u>	<u>38,075</u>	<u>36,854</u>

Earnings (loss) per share attributable to Tivity Health, Inc. - basic:			
Continuing operations	\$ 1.56	\$ 1.52	\$ 1.22
Discontinued operations	\$ 0.06	\$ (5.01)	\$ (2.08)
Net income (loss)	<u>\$ 1.62</u>	<u>\$ (3.49)</u>	<u>\$ (0.86)</u>

Earnings (loss) per share attributable to Tivity Health, Inc. - diluted:			
Continuing operations	\$ 1.44	\$ 1.47	\$ 1.18
Discontinued operations	\$ 0.06	\$ (4.86)	\$ (2.02)
Net earnings (loss)	<u>\$ 1.50</u>	<u>\$ (3.39)</u>	<u>\$ (0.84)</u>

Dilutive securities outstanding not included in the computation of earnings (loss) per share because their effect is anti-dilutive:			
Non-qualified stock options	4	708	903
Restricted stock units	12	333	220
Warrants related to Cash Convertible Notes	—	7,707	7,707
CareFirst Convertible Note	—	—	892
CareFirst Warrants	—	—	263

Market stock units outstanding are considered contingently issuable shares, and certain of these market stock units were excluded from the calculations of diluted earnings per share for all periods presented because the performance criteria had not been met as of the end of the reporting periods.

16. Accumulated OCI

The following tables summarize the changes in accumulated OCI, net of tax, for the years ended December 31, 2017 and 2016:

(In thousands)	Foreign Currency Translation Adjustments
Accumulated OCI, net of tax, as of January 1, 2017	\$ (4,502)
Other comprehensive income before reclassifications, net of tax of \$225	1,458
Amounts reclassified from accumulated OCI, net of tax of \$0	3,044 ⁽¹⁾
Accumulated OCI, net of tax, as of December 31, 2017	<u>\$ —</u>

(1) This amount was reclassified out of accumulated OCI to gain (loss) on discontinued operations during the year ended December 31, 2017 and had a tax effect of \$0.

(In thousands)	Net Change in Fair Value of Interest Rate Swaps	Foreign Currency Translation Adjustments	Total
Accumulated OCI, net of tax, as of January 1, 2016	\$ (239)	\$ (4,000)	\$ (4,239)
Other comprehensive income (loss) before reclassifications, net of tax of \$44 and \$0, respectively	(67)	(502)	(569)
Amounts reclassified from accumulated OCI, net of tax of \$201 and \$0, respectively	306	—	306
Net increase (decrease) in other comprehensive income (loss), net of tax	239	(502)	(263)
Accumulated OCI, net of tax, as of December 31, 2016	\$ —	\$ (4,502)	\$ (4,502)

The following table provides details about reclassifications out of accumulated OCI for the year ended December 31, 2016. There were no reclassifications out of accumulated OCI for the year ended December 31, 2017.

(In thousands)	Year Ended December 31, 2016	Statement of Operations Classification
Interest rate swaps	\$ 507	Interest expense
	(201)	Income tax
	\$ 306	Net of tax

See Note 10 for further discussion of our interest rate swaps.

17. Restructuring and Related Charges

In the third quarter of 2015, we began developing our reorganization and cost rationalization plan (the "2015 Restructuring Plan") that commenced in October 2015, which was intended to improve efficiency and deliver greater value to our customers and stakeholders. Completion of the 2015 Restructuring Plan occurred with the completion of the sale of the TPHS business in July 2016. We incurred a total of approximately \$24 million in restructuring charges related to the 2015 Restructuring Plan, substantially all of which resulted in or will result in cash expenditures.

The following table shows the activity in accrued restructuring and related charges for the years ended December 31, 2017, 2016, and 2015 related to our 2015 Restructuring Plan:

(In thousands)	Severance and Other Employee- Related Costs	Consulting and Other Costs ⁽¹⁾	Asset Retirements	Total
Restructuring charges	\$ 8,836	\$ 5,074	\$ 1,187	\$ 15,097
Payments	(825)	(2,174)	—	(2,999)
Non-cash charges ⁽²⁾	(918)	—	(1,187)	(2,105)
Accrued restructuring and related charges liability as of December 31, 2015	\$ 7,093	\$ 2,900	\$ —	\$ 9,993
Restructuring charges	4,599	4,130	—	8,729
Cash payments	(7,414)	(6,967)	—	(14,381)
Non-cash charges ⁽²⁾	67	—	—	67
Adjustments ⁽³⁾	(103)	—	—	(103)
Accrued restructuring and related charges liability as of December 31, 2016	\$ 4,242	\$ 63	\$ —	\$ 4,305
Payments	(1,434)	(11)	—	(1,445)
Accrued restructuring and related charges liability as of December 31, 2017	\$ 2,808	\$ 52	\$ —	\$ 2,860

(1) Consulting and other costs primarily consist of third-party consulting charges. Consulting and other costs also include approximately \$0.2 million and \$0.4 million of lease termination costs in 2016 and 2015, respectively.

(2) Non-cash charges consist primarily of share-based compensation costs as well as asset retirements.

(3) Adjustments resulted primarily from actual employee tax and benefit amounts differing from previous estimates.

In the third quarter of 2016, we began the reorganization of our corporate support infrastructure (the "2016 Restructuring Plan"), which was intended to deliver greater value to our customers and stakeholders. Completion of the 2016 Restructuring Plan occurred during the first quarter of 2017. We incurred a total of approximately \$5.6 million in restructuring charges related to the 2016 Restructuring Plan, substantially all of which resulted in or will result in cash expenditures.

The following table shows the activity in accrued restructuring and related charges for the years ended December 31, 2016 and 2017 related to our 2016 Restructuring Plan:

(In thousands)	Severance and Other Employee- Related Costs	Consulting and Other Costs ⁽¹⁾	Total
Restructuring charges	\$ 4,697	\$ 236	\$ 4,933
Payments	(559)	(188)	(747)
Non-cash charges ⁽²⁾	(287)	—	(287)
Accrued restructuring and related charges liability as of December 31, 2016	<u>\$ 3,851</u>	<u>\$ 48</u>	<u>\$ 3,899</u>
Restructuring charges	\$ 795	\$ 16	\$ 811
Payments	(3,399)	(64)	(3,463)
Adjustments ⁽³⁾	(159)	—	(159)
Accrued restructuring and related charges liability as of December 31, 2017	<u>\$ 1,088</u>	<u>\$ —</u>	<u>\$ 1,088</u>

(1) Consulting and other costs consist of third-party consulting charges.

(2) Non-cash charges consist of share-based compensation costs.

(3) Adjustments consist primarily of actual employee tax and benefit amounts differing from previous estimates.

In the fourth quarter of 2017, we began and completed a reorganization primarily related to streamlining our operations support (the "2017 Restructuring Plan"). We incurred a total of approximately \$2.6 million in restructuring charges related to the 2017 Restructuring Plan, substantially all of which resulted in or will result in cash expenditures. We do not expect to incur any further charges related to the 2017 Restructuring Plan.

The following table shows the activity in accrued restructuring and related charges for the year ended December 31, 2017 related to our 2017 Restructuring Plan:

(In thousands)	Severance and Other Employee-Related Costs
Restructuring charges	\$ 2,571
Payments	(540)
Non-cash charges ⁽¹⁾	(108)
Accrued restructuring and related charges liability as of December 31, 2017	<u>\$ 1,923</u>

(1) Non-cash charges consist of share-based compensation costs.

18. Employee Benefits

We have a 401(k) Retirement Savings Plan (the "401(k) Plan") available to substantially all of our employees. Employees can contribute up to a certain percentage of their base compensation as defined in the 401(k) Plan. The Company matching contributions are subject to vesting requirements. Company contributions under the 401(k) Plan totaled \$0.9 million, \$2.2 million, and \$3.3 million for the years ended December 31, 2017, 2016, and 2015, respectively.

19. Segment Disclosures and Concentrations of Risk

During 2017, we had one operating and reportable segment. Therefore, all required segment information can be found in the consolidated financial statements. Long-lived assets and revenue from external customers attributable to our operations in the United States accounted for 100% of our consolidated long-lived assets and revenues as of and for the years ended December 31, 2017 and December 31, 2016.

During 2017, we had two customers that each accounted for 10% or more of our revenues from continuing operations and individually comprised approximately 20.3% and 17.4%, respectively, of our revenues for 2017. No other customer accounted for 10% or more of our revenues in 2017. In addition, at December 31, 2017, we had two customers that each accounted for 10% or more of our accounts receivable, net and individually comprised approximately 31% and 11%, respectively, of our accounts receivable, net at December 31, 2017.

During 2016, we had two customers that each accounted for 10% or more of our revenues from continuing operations and individually comprised approximately 20.4% and 15.2% of our revenues for 2016. No other customer accounted for 10% or more of our revenues in 2016. In addition, at December 31, 2016, one customer accounted for approximately 28% of our accounts receivable, net.

20. Quarterly Financial Information (unaudited)

(In thousands, except per share data)

<u>Year Ended December 31, 2017</u>	<u>First</u>	<u>Second</u>	<u>Third</u>	<u>Fourth ⁽³⁾</u>
Revenues	\$ 140,970	\$ 138,914	\$ 137,703	\$ 139,354
Gross margin	\$ 37,914	\$ 39,195	\$ 42,465	\$ 38,970
Income before income taxes	\$ 24,852	\$ 26,800	\$ 30,289	\$ 22,843
Income from continuing operations attributable to Tivity Health, Inc.	\$ 15,481	\$ 17,240	\$ 19,886	\$ 8,624
Net income (loss) from discontinued operations attributable to Tivity Health, Inc.	\$ (220)	\$ (3,673)	\$ 6,519	\$ (141)
Net income (loss) attributable to Tivity Health, Inc.	\$ 15,261	\$ 13,567	\$ 26,405	\$ 8,483
Earnings (loss) per share attributable to Tivity Health, Inc. – basic:				
Continuing operations ⁽¹⁾	\$ 0.40	\$ 0.44	\$ 0.50	\$ 0.22
Discontinued operations ⁽¹⁾	\$ (0.01)	\$ (0.09)	\$ 0.17	\$ (0.00)
Net income (loss) ^{(1) (2)}	\$ 0.39	\$ 0.35	\$ 0.67	\$ 0.21
Earnings (loss) per share attributable to Tivity Health, Inc. – diluted:				
Continuing operations ⁽¹⁾	\$ 0.38	\$ 0.41	\$ 0.46	\$ 0.20
Discontinued operations ⁽¹⁾	\$ (0.01)	\$ (0.09)	\$ 0.15	\$ 0.00
Net income (loss) ^{(1) (2)}	\$ 0.38	\$ 0.32	\$ 0.61	\$ 0.20

(In thousands, except per share data)

Year Ended December 31, 2016	First	Second	Third	Fourth ⁽⁴⁾
Revenues	\$ 126,012	\$ 125,003	\$ 125,049	\$ 124,933
Gross margin	\$ 33,105	\$ 34,590	\$ 34,562	\$ 38,304
Income before income taxes	\$ 19,208	\$ 19,962	\$ 17,925	\$ 20,972
Income from continuing operations attributable to Tivity Health, Inc.	\$ 19,208	\$ 19,962	\$ 4,799	\$ 12,125
Net income (loss) from discontinued operations attributable to Tivity Health, Inc.	\$ (33,417)	\$ (195,558)	\$ 48,995	\$ (5,225)
Net income (loss) attributable to Tivity Health, Inc.	\$ (14,209)	\$ (175,596)	\$ 53,794	\$ 6,900
Earnings (loss) per share attributable to Tivity Health, Inc. – basic:				
Continuing operations ⁽¹⁾	\$ 0.53	\$ 0.55	\$ 0.13	\$ 0.31
Discontinued operations ⁽¹⁾	\$ (0.93)	\$ (5.41)	\$ 1.32	\$ (0.14)
Net income (loss) ^{(1) (2)}	\$ (0.39)	\$ (4.85)	\$ 1.45	\$ 0.18
Earnings (loss) per share attributable to Tivity Health, Inc. – diluted:				
Continuing operations ⁽¹⁾	\$ 0.52	\$ 0.54	\$ 0.12	\$ 0.30
Discontinued operations ⁽¹⁾	\$ (0.91)	\$ (5.25)	\$ 1.28	\$ (0.13)
Net income (loss) ^{(1) (2)}	\$ (0.39)	\$ (4.72)	\$ 1.40	\$ 0.17

⁽¹⁾ We calculated earnings per share for each of the quarters based on the weighted average number of shares and dilutive securities outstanding for each period. Accordingly, the sum of the quarters may not necessarily be equal to the full year income per share.

⁽²⁾ Figures may not add due to rounding.

⁽³⁾ The Tax Act was signed into law during the fourth quarter of 2017, and we incurred a non-cash charge of \$7.4 million during the quarter related to both the re-measurement of our deferred tax assets to the lower tax rate and the requirement to recalculate the impact of repatriation of our foreign earnings, which occurred earlier in the year, under provisions of the new law.

⁽⁴⁾ Income from continuing operations for the fourth quarter of 2016 includes the impact of a \$2.2 million out of period adjustment to decrease depreciation expense included in continuing operations (with a corresponding increase to depreciation expense included in discontinued operations). This adjustment was recorded after having completed our asset separation analysis and related to the correction of our previous allocation of 2016 depreciation expense between continuing and discontinued operations. The previous interim periods in 2016 were not materially misstated, nor is the correction material to the interim results for the fourth quarter of 2016.

Item 9. Changes in and Disagreements with Accountants on Accounting and Financial Disclosure

Not applicable.

Item 9A. Controls and Procedures

Evaluation of Disclosure Controls and Procedures

The Company's principal executive officer and principal financial officer have reviewed and evaluated the effectiveness of the Company's disclosure controls and procedures (as defined in Rule 13a-15(e) and 15d-15(e) promulgated under the Exchange Act) as of December 31, 2017. Based on that evaluation, the principal executive officer and principal financial officer have concluded that the Company's disclosure controls and procedures are effective. They are designed to ensure that information required to be disclosed by the Company in the reports that it files or submits under the Exchange Act is recorded, processed, summarized, and reported within the time periods specified in the SEC's rules and forms and to ensure that information required to be disclosed by the Company in the reports that it files or submits under the Exchange Act is accumulated

and communicated to the Company's management, including the principal executive officer and principal financial officer, to allow timely decisions regarding required disclosure.

Management's Annual Report on Internal Control over Financial Reporting

Management, including the principal executive officer and principal financial officer, is responsible for establishing and maintaining adequate internal control over financial reporting. Internal control over financial reporting is a process designed to provide reasonable assurance regarding the reliability of financial reporting and the preparation of financial statements for external purposes in accordance with generally accepted accounting principles.

Because of its inherent limitations, internal control over financial reporting may not prevent or detect misstatements. Also, projections of any evaluation of effectiveness to future periods are subject to the risk that controls may become inadequate because of changes in conditions, or that the degree of compliance with the policies and procedures may deteriorate.

Management has performed an assessment of the effectiveness of the Company's internal control over financial reporting as of December 31, 2017 based on criteria established in *Internal Control — Integrated Framework (2013)* issued by the Committee of Sponsoring Organizations of the Treadway Commission (the "COSO framework"), and believes that the COSO framework is a suitable framework for such an evaluation. Based on this assessment, management has concluded that the Company's internal control over financial reporting was effective as of December 31, 2017.

PricewaterhouseCoopers, LLP, the independent registered public accounting firm that audited the Company's consolidated financial statements for the year ended December 31, 2017, has issued an attestation report on the Company's internal control over financial reporting, which is included in this Report.

Changes in Internal Control Over Financial Reporting

There have been no changes in the Company's internal controls over financial reporting during the quarter ended December 31, 2017 that have materially affected, or are reasonably likely to materially affect, the Company's internal control over financial reporting.

Item 9B. Other Information

Not applicable.

PART III

Item 10. Directors, Executive Officers and Corporate Governance

Information concerning our directors, director nomination procedures, audit committee, audit committee financial experts, code of ethics, and compliance with Section 16(a) of the Exchange Act will be included under the headings "Election of Directors," "Code of Conduct," "Corporate Governance," and "Section 16(a) Beneficial Reporting Compliance" in our Proxy Statement for the 2018 Annual Meeting of Stockholders to be held on May 24, 2018 and is incorporated herein by reference.

Pursuant to General Instruction G(3) of Form 10-K, information concerning our executive officers is included in Part I of this Report, under the caption "Executive Officers of the Registrant."

Item 11. Executive Compensation

Information required by this item will be included under the headings "Executive Compensation" and "Director Compensation" in our Proxy Statement for the 2018 Annual Meeting of Stockholders to be held on May 24, 2018 and is incorporated herein by reference.

Item 12. Security Ownership of Certain Beneficial Owners and Management and Related Stockholder Matters

Information required by this item will be included under the headings "Security Ownership of Certain Beneficial Owners and Management" in our Proxy Statement for the 2018 Annual Meeting of Stockholders to be held on May 24, 2018 and is incorporated herein by reference.

Equity Compensation Plan Information

The following table summarizes, as of December 31, 2017, certain information concerning the Company's equity compensation plans under which equity securities of the Company are currently authorized for issuance.

Plan Category	Number of Shares to be Issued Upon Exercise of Outstanding Options, Warrants and Rights, in thousands ⁽¹⁾	Weighted-Average Exercise Price of Outstanding Options, Warrants and Rights ⁽²⁾	Number of Shares Remaining Available for Future Issuance Under Equity Compensation Plans (Excluding Shares Reflected in First Column), in thousands
Equity compensation plans approved by stockholders	1,452	\$12.98	1,183
Equity compensation plans not approved by stockholders	—	—	—
Total	1,452	\$12.98	1,183

(1) Represents 507,000 stock options, 572,000 restricted stock units and shares of restricted stock, and 373,000 market stock units.

(2) The weighted average exercise price does not take into account the shares issuable upon vesting of outstanding unvested restricted stock units and market stock units, which have no exercise price. The weighted average remaining contractual term of the outstanding stock options is 4.3 years.

Item 13. Certain Relationships and Related Transactions, and Director Independence

Information required by this item will be included under the heading "Corporate Governance" in our Proxy Statement for the 2018 Annual Meeting of Stockholders to be held on May 24, 2018 and is incorporated herein by reference.

Item 14. Principal Accounting Fees and Services

Information required by this item will be included under the heading "Ratification of Independent Registered Public Accounting Firm" in our Proxy Statement for the 2018 Annual Meeting of Stockholders to be held on May 24, 2018 and is incorporated herein by reference.

PART IV

Item 15. Exhibits, Financial Statement Schedules

(a) The following documents are filed as part of this Report:

1. The financial statements filed as part of this Report are included in Part II, Item 8 of this Report.
2. We have omitted all Financial Statement Schedules because they are not required under the instructions to the applicable accounting regulations of the SEC or the information to be set forth therein is included in the financial statements or in the notes thereto.
3. **Exhibits**
 - 2.1 Membership Purchase Agreement dated July 27, 2016 by and among Sharecare, Inc., Healthways SC, LLC and Healthways, Inc. [incorporated by reference to Exhibit 2.1 to the Company's Current Report on Form 8-K dated August 2, 2016, File No. 000-19364]
 - 3.1 Restated Certificate of Incorporation, as amended [incorporated by reference to Exhibit 3.1 to Form 10-Q of the Company's fiscal quarter ended February 29, 2008, File No. 000-19364]
 - 3.2 Certificate of Amendment to Restated Certificate of Incorporation, as amended, dated as of October 10, 2013 [incorporated by reference to Exhibit 3.2 to Form 10-Q of the Company's fiscal quarter ended September 30, 2013, File No. 000-19364]
 - 3.3 Certificate of Amendment to Restated Certificate of Incorporation, as amended, dated as of January 4, 2017 [incorporated by reference to Exhibit 3.1 to the Company's Current Report on Form 8-K dated January 10, 2017, File No. 000-19364]
 - 3.4 Second Amended and Restated Bylaws of Tivity Health, Inc. [incorporated by reference to Exhibit 3.2 to the Company's Current Report on Form 8-K dated January 10, 2017, File No. 000-19364]
 - 4.1 Article IV of the Company's Restated Certificate of Incorporation (included in Exhibit 3.1)
 - 4.2 Indenture dated as of July 8, 2013 between the Company and U.S. Bank National Association [incorporated by reference to Exhibit 4.1 to the Company's Current Report on Form 8-K dated July 8, 2013, File No. 000-19364]
 - 4.3 Form of 1.50% Cash Convertible Senior Note due 2018 (included in Exhibit 4.2)
 - 10.1 Office Lease dated as of May 4, 2006 between the Company and Highwoods/Tennessee Holdings, L.P. [incorporated by reference to Exhibit 10.1 to the Company's Current Report on Form 8-K dated May 5, 2006, File No. 000-19364]
 - 10.2 Fifth Amended and Restated Revolving Credit and Term Loan Agreement dated June 8, 2012 between the Company and SunTrust Bank as Administrative Agent, JPMorgan Chase Bank, N.A. as Documentation Agent, and U.S. Bank National Association and Fifth Third Bank as Co-Syndication Agents [incorporated by reference to Exhibit 10.1 to Company's Current Report on Form 8-K dated June 11, 2012, File No. 000-19364]
 - 10.3 First Amendment to Fifth Amended and Restated Revolving Credit and Term Loan Agreement dated February 5, 2013 between the Company and SunTrust Bank as Administrative Agent [incorporated by reference to Exhibit 10.1 to the Company's Current Report on Form 8-K dated February 7, 2013, File No. 000-19364]
 - 10.4 Second Amendment to Fifth Amended and Restated Revolving Credit and Term Loan Agreement dated March 15, 2013 between the Company and SunTrust Bank as Administrative Agent [incorporated by reference to Exhibit 10.2 to Form 10-Q of the Company's fiscal quarter ended March 31, 2013, File No. 000-19364]

- 10.5 Third Amendment to Fifth Amended and Restated Revolving Credit and Term Loan Agreement and First Amendment to Second Amended and Restated Subsidiary Guarantee Agreement [incorporated by reference to Exhibit 10.1 to the Company's Current Report on Form 8-K dated July 1, 2013, File No. 000-19364]
- 10.6 Fourth Amendment to Fifth Amended and Restated Revolving Credit and Term Loan Agreement dated April 14, 2014 between the Company and SunTrust Bank as Administrative Agent [incorporated by reference to Exhibit 10.1 to Form 10-Q of the Company's fiscal quarter ended June 30, 2014, File No. 000-19364]
- 10.7 Fifth Amendment to Fifth Amended and Restated Revolving Credit and Term Loan Agreement dated December 29, 2014 between the Company and SunTrust Bank as Administrative Agent [incorporated by reference to Exhibit 10.1 to the Company's Current Report on Form 8-K dated December 30, 2014, File No. 000-19364]
- 10.8 Sixth Amendment to Fifth Amended and Restated Revolving Credit and Term Loan Agreement [incorporated by reference to Exhibit 10.1 to Form 10-Q of the Company's fiscal quarter ended June 30, 2015, File No. 000-19364]
- 10.9 Seventh Amendment to Fifth Amended and Restated Revolving Credit and Term Loan Agreement [incorporated by reference to Exhibit 10.1 to the Company's Current Report on Form 8-K dated October 29, 2015, File No. 000-19364]
- 10.10 Eighth Amendment to Fifth Amended and Restated Revolving Credit and Term Loan Agreement [incorporated by reference to Exhibit 10.1 to the Company's Current Report on Form 8-K dated August 4, 2016, File No. 000-19364]
- 10.11 Revolving Credit and Term Loan Agreement dated April 21, 2017 [incorporated by reference to Exhibit 10.1 to the Company's Current Report on Form 8-K dated April 27, 2017, File No. 000-19364]
- 10.12 Call Option Transaction Confirmation dated as of July 1, 2013 between the Company and JPMorgan Chase Bank, National Association, London Branch [incorporated by reference to Exhibit 10.1 to the Company's Current Report on Form 8-K dated July 8, 2013, File No. 000-19364]
- 10.13 Amendment to Call Option Transaction Confirmation dated as of July 11, 2013 between the Company and JPMorgan Chase Bank, National Association, London Branch [incorporated by reference to Exhibit 10.1 to the Company's Current Report on Form 8-K dated July 16, 2013, File No. 000-19364]
- 10.14 Call Option Transaction Confirmation dated as of July 1, 2013 between the Company and Morgan Stanley & Co. International plc [incorporated by reference to Exhibit 10.2 to the Company's Current Report on Form 8-K dated July 8, 2013, File No. 000-19364]
- 10.15 Amendment to Call Option Transaction Confirmation dated as of July 11, 2013 between the Company and Morgan Stanley & Co. Internal plc [incorporated by reference to Exhibit 10.2 to the Company's Current Report on Form 8-K dated July 16, 2013, File No. 000-19364]
- 10.16 Base Warrants Confirmation dated as of July 1, 2013 between the Company and JPMorgan Chase Bank, National Association, London Branch [incorporated by reference to Exhibit 10.3 to the Company's Current Report on Form 8-K dated July 8, 2013, File No. 000-19364]
- 10.17 Additional Warrants Confirmation dated as of July 11, 2013 between the Company and JPMorgan Chase Bank, National Association, London Branch [incorporated by reference to Exhibit 10.3 to the Company's Current Report on Form 8-K dated July 16, 2013, File No. 000-19364]
- 10.18 Base Warrants Confirmation dated as of July 1, 2013 between the Company and Morgan Stanley & Co. International plc [incorporated by reference to Exhibit 10.4 to the Company's Current Report on Form 8-K dated July 8, 2013, File No. 000-19364]

- 10.19 Additional Warrants Confirmation dated as of July 11, 2013 between the Company and Morgan Stanley & Co. International plc [incorporated by reference to Exhibit 10.4 to the Company's Current Report on Form 8-K dated July 16, 2013, File No. 000-19364]

Management Contracts and Compensatory Plans

- 10.20 Employment Agreement, dated October 27, 2015, between Healthways, Inc. and Sidney Stolz [incorporated by reference to Exhibit 10.24 to Form 10-K of the Company's fiscal year ended December 31, 2015, File No. 000-19364]
- 10.21 Amended and Restated Corporate and Subsidiary Capital Accumulation Plan [incorporated by reference to Exhibit 10.25 to Form 10-K of the Company's fiscal year ended December 31, 2015, File No. 000-19364]
- 10.22 Employment Agreement dated January 1, 2012 between the Company and Peter Choueiri [incorporated by reference to Exhibit 10.1 to Form 10-Q of the Company's fiscal quarter ended March 31, 2012, File No. 000-19364]
- 10.23 Amendment to Employment Agreement dated September 2, 2014 between the Company and Peter Choueiri [incorporated by reference to Exhibit 10.3 to Form 10-Q of the Company's fiscal quarter ended September 30, 2014, File No. 000-19364]
- 10.24 Employment Agreement dated July 29, 2012 between the Company and Glenn Hargreaves [incorporated by reference to Exhibit 10.1 to Form 10-Q of the Company's fiscal quarter ended June 30, 2012, File No. 000-19364]
- 10.25 Employment Agreement dated July 29, 2012 between the Company and Mary Flipse [incorporated by reference to Exhibit 10.2 to Form 10-Q of the Company's fiscal quarter ended June 30, 2012, File No. 000-19364]
- 10.26 Employment Agreement dated August 8, 2016 between the Company and Robert E. Dries [incorporated by reference to Exhibit 10.1 to Form 10-Q of the Company's fiscal quarter ended September 30, 2016, File No. 000-19364]
- 10.27 Separation Agreement and General Release dated October 31, 2016 between the Company and Robert E. Dries [incorporated by reference to Exhibit 10.2 to Form 10-Q of the Company's fiscal quarter ended September 30, 2016, File No. 000-19364]
- 10.28 Separation and General Release Agreement dated July 27, 2016 between the Company and Alfred Lumsdaine [incorporated by reference to Exhibit 10.3 to Form 10-Q of the Company's fiscal quarter ended September 30, 2016, File No. 000-19364]
- 10.29 Amendment to Separation and General Release Agreement dated October 10, 2016 between the Company and Alfred Lumsdaine [incorporated by reference to Exhibit 10.4 to Form 10-Q of the Company's fiscal quarter ended September 30, 2016, File No. 000-19364]
- 10.30 Amendment to Separation and General Release Agreement dated October 16, 2016 between the Company and Alfred Lumsdaine [incorporated by reference to Exhibit 10.5 to Form 10-Q of the Company's fiscal quarter ended September 30, 2016, File No. 000-19364]
- 10.31 2014 Stock Incentive Plan [incorporated by reference to Exhibit 99.1 to the Company's Registration Statement on Form S-8 dated June 25, 2014, Registration No. 333-197025]
- 10.32 2007 Stock Incentive Plan, as amended [incorporated by reference to Exhibit 10.16 to Form 10-K of the Company's fiscal year ended December 31, 2012, File No. 000-19364]
- 10.33 Form of Non-Qualified Stock Option Agreement under the Company's 2007 Stock Incentive Plan [incorporated by reference to Exhibit 10.24 to Form 10-K of the Company's fiscal year ended August 31, 2007, File No. 000-19364]

- 10.34 Form of Restricted Stock Unit Award Agreement under the Company's 2007 Stock Incentive Plan [incorporated by reference to Exhibit 10.25 to Form 10-K of the Company's fiscal year ended August 31, 2007, File No. 000-19364]
- 10.35 Form of Non-Qualified Stock Option Agreement (for Directors) under the Company's 2007 Stock Incentive Plan [incorporated by reference to Exhibit 10.2 to Form 10-Q of the Company's fiscal quarter ended June 30, 2010, File No. 000-19364]
- 10.36 Form of Restricted Stock Unit Award Agreement (for Directors) under the Company's 2007 Stock Incentive Plan [incorporated by reference to Exhibit 10.3 to Form 10-Q of the Company's fiscal quarter ended June 30, 2010, File No. 000-19364]
- 10.37 Form of Non-Qualified Stock Option Agreement under the Company's 2007 Stock Incentive Plan [incorporated by reference to Exhibit 10.2 to Form 10-Q of the Company's fiscal quarter ended March 31, 2012, File No. 000-19364]
- 10.38 Form of Restricted Stock Unit Award Agreement under the Company's 2007 Stock Incentive Plan [incorporated by reference to Exhibit 10.3 to Form 10-Q of the Company's fiscal quarter ended March 31, 2012, File No. 000-19364]
- 10.39 Form of Non-Qualified Stock Option Agreement under the Company's 2007 Stock Incentive Plan [incorporated by reference to Exhibit 10.28 to Form 10-K of the Company's fiscal year ended December 31, 2012, File No. 000-19364]
- 10.40 Form of Restricted Stock Unit Award Agreement under the Company's 2007 Stock Incentive Plan [incorporated by reference to Exhibit 10.29 to Form 10-K of the Company's fiscal year ended December 31, 2012, File No. 000-19364]
- 10.41 Form of Non-Qualified Stock Option Award Agreement (for Executive Officers) under the Company's 2014 Stock Incentive Plan [incorporated by reference to Exhibit 10.4 to Form 10-Q of the Company's fiscal quarter ended June 30, 2014, File No. 000-19364]
- 10.42 Form of Restricted Stock Unit Award Agreement (for Executive Officers) under the Company's 2014 Stock Incentive Plan [incorporated by reference to Exhibit 10.5 to Form 10-Q of the Company's fiscal quarter ended June 30, 2014, File No. 000-19364]
- 10.43 Form of Non-Qualified Stock Option Award Agreement (for Directors) under the Company's 2014 Stock Incentive Plan [incorporated by reference to Exhibit 10.8 to Form 10-Q of the Company's fiscal quarter ended June 30, 2014, File No. 000-19364]
- 10.44 Form of Restricted Stock Unit Award Agreement (for Directors) under the Company's 2014 Stock Incentive Plan [incorporated by reference to Exhibit 10.9 to Form 10-Q of the Company's fiscal quarter ended June 30, 2014, File No. 000-19364]
- 10.45 Form of Restricted Stock Unit Award Agreement (for Executive Officers) for November 1, 2016 under the Company's Amended and Restated 2014 Stock Incentive Plan [incorporated by reference to Exhibit 10.46 to Form 10-K of the Company's fiscal year ended December 31, 2016, File No. 000-19364]
- 10.46 Form of Restricted Stock Unit Award Agreement (for Directors) under the Company's Amended and Restated 2014 Stock Incentive Plan [incorporated by reference to Exhibit 10.2 to Form 10-Q of the Company's fiscal quarter ended June 30, 2015, File No. 000-19364]
- 10.47 Form of Restricted Stock Unit Award Agreement (for Directors) under the Company's Amended and Restated 2014 Stock Incentive Plan [incorporated by reference to Exhibit 10.3 to Form 10-Q of the Company's fiscal quarter ended June 30, 2016, File No. 000-19364]
- 10.48 Form of Restricted Stock Unit Award Agreement (for Executive Officers) 1-Year Cliff Vesting

under the Company's Amended and Restated 2014 Stock Incentive Plan [incorporated by reference to Exhibit 10.3 to Form 10-Q of the Company's fiscal quarter ended June 30, 2015, File No. 000-19364]

- 10.49 Tivity Health, Inc. Amended and Restated 2014 Stock Incentive Plan [incorporated by reference to Exhibit 99.1 to the Company's Registration Statement on Form S-8 dated May 19, 2015, Registration No. 333-204313]
- 10.50 Form of Restricted Stock Unit Award Agreement (for Executive Officers) for July 1, 2015 under the Company's Amended and Restated 2014 Stock Incentive Plan [incorporated by reference to Exhibit 10.1 to Form 10-Q of the Company's fiscal quarter ended September 30, 2015, File No. 000-19364]
- 10.51 Employment Agreement, dated August 3, 2015, between Healthways, Inc. and Donato Tramuto [incorporated by reference to Exhibit 10.1 to the Company's Current Report on Form 8-K dated August 7, 2015, File No. 000-19364]
- 10.52 Form of Restricted Stock Unit Award Agreement for Mr. Tramuto [incorporated by reference to Exhibit 10.1 to the Company's Current Report on Form 8-K dated August 7, 2015, File No. 000-19364]
- 10.53 Form of Market Stock Unit Award Agreement for Mr. Tramuto [incorporated by reference to Exhibit 10.1 to the Company's Current Report on Form 8-K dated August 7, 2015, File No. 000-19364]
- 10.54 Form of Market Stock Unit Award Agreement for September 24, 2015 [incorporated by reference to Exhibit 10.1 to the Company's Current Report on Form 8-K dated September 28, 2015, File No. 000-19364]
- 10.55 Revised Form of Market Stock Unit Award Agreement for September 24, 2015 [incorporated by reference to Exhibit 10.70 to Form 10-K of the Company's fiscal year ended December 31, 2015, File No. 000-19364]
- 10.56 Form of Market Stock Unit Award Agreement for March 31, 2016 [incorporated by reference to Exhibit 10.1 to Form 10-Q of the Company's fiscal quarter ended March 31, 2016, File No. 000-19364]
- 10.57 Form of Restricted Stock Unit Award Agreement (for Executive Officers and Other Senior Officers) for September 24, 2015 [incorporated by reference to Exhibit 10.2 to the Company's Current Report on Form 8-K dated September 28, 2015, File No. 000-19364]
- 10.58 Revised Form of Restricted Stock Unit Award Agreement (for Executive Officers and Other Senior Officers) for September 24, 2015 [incorporated by reference to Exhibit 10.73 to Form 10-K of the Company's fiscal year ended December 31, 2015, File No. 000-19364]
- 10.59 Form of Director Indemnification Agreement [incorporated by reference to Exhibit 10.1 to the Company's Current Report on Form 8-K dated June 2, 2016, File No. 000-19364]
- 10.60 Employment Agreement, dated May 22, 2017, between Tivity Health, Inc. and Adam C. Holland [incorporated by reference to Exhibit 10.1 to the Company's Current Report on Form 8-K dated May 25, 2017, File No. 000-19364]
- 21 Subsidiary List
- 23.1 Consent of PricewaterhouseCoopers LLP
- 31.1 Certification pursuant to section 302 of the Sarbanes-Oxley Act of 2002 made by Donato Tramuto, Chief Executive Officer
- 31.2 Certification pursuant to section 302 of the Sarbanes-Oxley Act of 2002 made by Adam Holland,

Chief Financial Officer

32 Certification Pursuant to 18 U.S.C section 1350 as adopted pursuant to Section 906 of the Sarbanes-Oxley Act of 2002 made by Donato Tramuto, Chief Executive Officer, and Adam Holland, Chief Financial Officer

(b) Exhibits

Refer to Item 15(a)(3) above.

(c) Not applicable

Item 16. Form 10-K Summary

None.

SIGNATURES

Pursuant to the requirements of section 13 or 15(d) of the Securities Exchange Act of 1934, the registrant has duly caused this Report to be signed on its behalf by the undersigned, thereunto duly authorized.

TIVITY HEALTH, INC.

February 28, 2018

By: /s/ Donato Tramuto
Donato Tramuto
Chief Executive Officer

Pursuant to the requirements of the Securities Exchange Act of 1934, this report has been signed by the following persons on behalf of the Registrant and in the capacities and on the dates indicated.

<u>Signature</u>	<u>Title</u>	<u>Date</u>
<u>/s/ Donato J. Tramuto</u> Donato J. Tramuto	Chief Executive Officer and Director (Principal Executive Officer)	February 28, 2018
<u>/s/ Adam C. Holland</u> Adam C. Holland	Chief Financial Officer (Principal Financial Officer)	February 28, 2018
<u>/s/ Glenn A. Hargreaves</u> Glenn A. Hargreaves	Controller and Chief Accounting Officer (Principal Accounting Officer)	February 28, 2018
<u>/s/ Kevin G. Wills</u> Kevin G. Wills	Chairman of the Board and Director	February 28, 2018
<u>/s/ Archelle Georgiou, M.D.</u> Archelle Georgiou, M.D.	Director	February 28, 2018
<u>/s/ Robert J. Greczyn, Jr.</u> Robert J. Greczyn, Jr.	Director	February 28, 2018
<u>/s/ Peter A. Hudson, M.D.</u> Peter A. Hudson, M.D.	Director	February 28, 2018
<u>/s/ Bradley S. Karro</u> Bradley S. Karro	Director	February 28, 2018
<u>/s/ Paul H. Keckley</u> Paul H. Keckley	Director	February 28, 2018
<u>/s/ Conan J. Laughlin</u> Conan J. Laughlin	Director	February 28, 2018
<u>/s/ Lee A. Shapiro</u> Lee A. Shapiro	Director	February 28, 2018

UNITED STATES
SECURITIES AND EXCHANGE COMMISSION
Washington, D.C. 20549

FORM 10-K

- Annual Report Pursuant to Section 13 or 15(d) of the Securities Exchange Act of 1934
For the Fiscal Year Ended December 31, 2018
or
 Transition Report Pursuant to Section 13 or 15(d) of the Securities Exchange Act of 1934
For the Transition Period from _____ to _____
Commission file number 000-19364



TIVITY HEALTH, INC.

(Exact name of registrant as specified in its charter)

Delaware 62-1117144
(State or other jurisdiction of incorporation or organization) (I.R.S. Employer Identification No.)

701 Cool Springs Boulevard, Franklin, TN 37067
(Address of principal executive offices) (Zip code)

(800) 869-5311
(Registrant's telephone number, including area code)

Securities registered pursuant to Section 12(b) of the Act:

<u>Title of each class</u>	<u>Name of each exchange on which registered</u>
Common Stock - \$.001 par value	The Nasdaq Stock Market LLC

Securities registered pursuant to Section 12(g) of the Act: None

Indicate by check mark if the registrant is a well-known seasoned issuer, as defined in Rule 405 of the Securities Act.

Yes No

Indicate by check mark if the registrant is not required to file reports pursuant to Section 13 or 15(d) of the Act.

Yes No

Indicate by check mark whether the registrant (1) has filed all reports required to be filed by Section 13 or 15(d) of the Securities Exchange Act of 1934 during the preceding 12 months (or for such shorter period that the registrant was required to file such reports) and (2) has been subject to such filing requirements for the past 90 days.

Yes No

Indicate by check mark whether the registrant has submitted electronically every Interactive Data File required to be submitted pursuant to Rule 405 of Regulation S-T (§ 232.405 of this chapter) during the preceding 12 months (or for such shorter period that the registrant was required to submit such files).

Yes No

Indicate by check mark if disclosure of delinquent filers pursuant to Item 405 of Regulation S-K (§ 229.405 of this chapter) is not contained herein, and will not be contained, to the best of the registrant's knowledge, in definitive proxy or information statements incorporated by reference in Part III of this Form 10-K or any amendment to this Form 10-K.

Indicate by check mark whether the registrant is a large accelerated filer, an accelerated filer, a non-accelerated filer, a smaller reporting company, or an emerging growth company. See the definitions of "large accelerated filer," "accelerated filer," "smaller reporting company," and "emerging growth company" in Rule 12b-2 of the Exchange Act.

Large accelerated filer Accelerated filer Non-accelerated filer Smaller reporting company

Emerging growth company

If an emerging growth company, indicate by check mark if the registrant has elected not to use the extended transition period for complying with any new or revised financial accounting standards provided pursuant to Section 13(a) of the Exchange Act.

Indicate by check mark whether the registrant is a shell company (as defined in Rule 12b-2 of the Exchange Act).

Yes

No

As of June 30, 2018, the last business day of the registrant's most recently completed second fiscal quarter, the aggregate market value of the voting and non-voting common equity held by non-affiliates of the registrant was approximately \$1.4 billion based on the price at which the shares were last sold for such date on The Nasdaq Stock Market LLC.

As of February 21, 2019, 41,071,362 shares of common stock were outstanding.

DOCUMENTS INCORPORATED BY REFERENCE

Portions of the registrant's Proxy Statement for the 2019 Annual Meeting of Stockholders are incorporated by reference into Part III of this Form 10-K.

Tivity Health, Inc.
Form 10-K

Table of Contents

		Page
Part I		
Item 1.	<u>Business</u>	4
Item 1A.	<u>Risk Factors</u>	8
Item 1B.	<u>Unresolved Staff Comments</u>	18
Item 2.	<u>Properties</u>	18
Item 3.	<u>Legal Proceedings</u>	18
Item 4.	<u>Mine Safety Disclosures</u>	19
Part II		
Item 5.	<u>Market for Registrant's Common Equity, Related Stockholder Matters and Issuer Purchases of Equity Securities</u>	20
Item 6.	<u>Selected Financial Data</u>	22
Item 7.	<u>Management's Discussion and Analysis of Financial Condition and Results of Operations</u>	24
Item 7A.	<u>Quantitative and Qualitative Disclosures About Market Risk</u>	33
Item 8.	<u>Financial Statements and Supplementary Data</u>	34
Item 9.	<u>Changes in and Disagreements with Accountants on Accounting and Financial Disclosure</u>	63
Item 9A.	<u>Controls and Procedures</u>	63
Item 9B.	<u>Other Information</u>	63
Part III		
Item 10.	<u>Directors, Executive Officers and Corporate Governance</u>	64
Item 11.	<u>Executive Compensation</u>	64
Item 12.	<u>Security Ownership of Certain Beneficial Owners and Management and Related Stockholder Matters</u>	64
Item 13.	<u>Certain Relationships and Related Transactions, and Director Independence</u>	64
Item 14.	<u>Principal Accounting Fees and Services</u>	64
Part IV		
Item 15.	<u>Exhibits, Financial Statement Schedules</u>	65
Item 16.	<u>Form 10-K Summary</u>	71

PART I

As used throughout this Annual Report on Form 10-K (this “Report”), unless the context otherwise indicates, the terms “we,” “us,” “our,” “Tivity Health,” or the “Company” refer collectively to Tivity Health, Inc. and its wholly-owned subsidiaries.

Item 1. Business

Overview

Tivity Health, Inc. (the “Company”) was founded and incorporated in Delaware in 1981. Through our three programs, SilverSneakers® senior fitness, Prime® Fitness and WholeHealth Living™, we are focused on advancing long-lasting health and vitality, especially in aging populations. The SilverSneakers senior fitness program is offered to members of Medicare Advantage and Medicare Supplement plans. We also offer Prime Fitness, a fitness facility access program, through commercial health plans, employers, and other sponsoring organizations. Our national network of fitness centers delivers both SilverSneakers and Prime Fitness. In addition, a small portion of our fitness center network is available for discounted access through our WholeHealth Living program. Our fitness networks encompass approximately 16,000 partner locations and more than 1,000 alternative locations that provide classes outside of traditional fitness centers. Through our WholeHealth Living program, which we sell primarily to health plans, we offer a continuum of services related to complementary, alternative, and physical medicine. Our WholeHealth Living network includes relationships with approximately 80,000 complementary, alternative, and physical medicine practitioners to serve individuals through health plans and employers who seek health services such as chiropractic care, acupuncture, physical therapy, occupational therapy, speech therapy, and more.

Effective July 31, 2016, we sold our total population health services (“TPHS”) business to Sharecare, Inc. (“Sharecare”). Results of operations for the TPHS business have been classified as discontinued operations for all periods presented in the consolidated financial statements.

The Company is headquartered at 701 Cool Springs Boulevard, Franklin, Tennessee 37067.

Pending Acquisition of Nutrisystem

On December 9, 2018, we entered into an Agreement and Plan of Merger (the “Merger Agreement”) with Nutrisystem, Inc. (“Nutrisystem”) and Sweet Acquisition, Inc., a wholly-owned subsidiary of Tivity Health (“Merger Sub”). The Merger Agreement provides, among other things, that, upon the terms and subject to the conditions set forth therein, Merger Sub will merge with and into Nutrisystem, with Nutrisystem surviving as a wholly-owned subsidiary of Tivity Health (the “Merger”).

Subject to the terms and conditions of the Merger Agreement, at the effective time of the Merger (the “Effective Time”), each share of common stock, par value \$.001 per share, of Nutrisystem issued and outstanding immediately prior to the Effective Time (other than shares as to which appraisal rights have been properly exercised and certain other excluded shares) will be converted into the right to receive (i) \$38.75 in cash, without interest, and (ii) 0.2141 shares of common stock of Tivity Health, with cash payable in lieu of fractional shares of common stock of Tivity Health. The Merger is expected to be completed during the first quarter of 2019 and is subject to the satisfaction of customary closing conditions including the adoption of the Merger Agreement by Nutrisystem’s stockholders.

In connection with the Merger Agreement, on December 9, 2018, Tivity Health entered into a debt commitment letter and corresponding fee letters (the “Debt Commitment Letter”) with Credit Suisse AG (“CS”), and Credit Suisse Loan Funding LLC (“CSLF”). On December 21, 2018, December 26, 2018, December 27, 2018, December 31, 2018 and January 4, 2019, the Debt Commitment Letter was amended to add SunTrust Robinson Humphrey, Inc. (“STRH”), SunTrust Bank (“SunTrust”), Citigroup Global Markets Inc., on behalf of itself and Citibank, N.A., Citicorp USA, Inc., Citicorp North America, Inc. and affiliates thereof, (“CGMI”), Citizens Bank, N.A. (“Citizens”), Fifth Third Bank (“Fifth Third”), Regions Bank (“Regions Bank”), Regions Capital Markets, a division of Regions Bank, (“Regions Capital Markets”), and Goldman Sachs Bank USA, together with its affiliates, including Goldman Sachs Lending Partners LLC, (“GS,” and collectively with CS, CSLF, STRH, SunTrust, CGMI, Citizens, Fifth Third, Regions Bank, Regions Capital Markets and each of their respective affiliates, the “Commitment Parties”), as Commitment Parties under the Debt Commitment Letter and to adjust correspondingly each Commitment Party’s commitment with respect to the financing contemplated thereby.

Under the Debt Commitment Letter, among other things, CSLF, STRH, CGMI, Citizens, Fifth Third, Regions Capital Markets and GS have committed to arrange, and CS, SunTrust, CGMI, Citizens, Fifth Third, Regions Bank and GS have committed to provide, subject to terms and conditions set forth in the Debt Commitment Letter, a senior secured term loan facility in an aggregate principal amount of \$1,210,000,000 and a senior secured revolving credit facility in an aggregate principal amount of \$125,000,000 (collectively, the “Financing”). The Financing will be secured by a first priority security interest and lien on substantially all of the assets of Tivity Health and its wholly-owned material domestic subsidiaries.

The Commitment Parties’ commitments pursuant to the Debt Commitment Letter are subject to various conditions, including consummation of the Merger in accordance with the Merger Agreement; the negotiation and execution of definitive documentation consistent with the Debt Commitment Letter; delivery of certain audited, unaudited and pro forma financial statements; the absence of a material adverse effect on Nutrisystem after December 9, 2018; the accuracy of representations and warranties of Nutrisystem in the Merger Agreement and specified representations and warranties of Tivity Health to be set forth in the definitive loan documents; the repayment of all outstanding indebtedness and other obligations of Tivity Health and Nutrisystem under their existing credit facilities; and other customary closing conditions.

Customer Contracts

Our customer contracts generally have initial terms of approximately three years. Some of our contracts allow the customer to terminate early and/or determine on an annual basis to which of their members they will offer our programs.

Business Strategy

Our “A-B-C-D” strategy, which leverages both our traditional physical footprint and developing digital platforms, is designed to (A) add new members in our three existing networks - SilverSneakers, Prime Fitness and WholeHealth Living, (B) build engagement and participation among our current eligible members, (C) collaborate with partners to add new products and services that will leverage the value of our brand, and (D) deepen relationships with our partners and their instructors within our national network. In addition to the A-B-C-D strategy, we are focused on supporting the ability of our health plan customers to meet the needs of their members as well as providing a valuable service to improve the health and well-being of the consumers we serve through our networks and with our programs. Additionally, throughout 2017 and 2018, we undertook a comprehensive review of “Strategy E” as a means to define opportunities for long-term growth of the Company that would leverage our current assets. Strategy E culminated in our pending acquisition of Nutrisystem that is described above under “— Pending Acquisition of Nutrisystem.” We believe the opportunity to address nutrition, physical activity, and loneliness in a holistic manner will place Tivity Health in a unique position to address a meaningful portion of healthcare costs.

We engage and support our members based on the needs and preferences of our customers. Within our fitness networks, we have approximately 16,000 partner locations and more than 1,000 alternative locations that provide classes outside of traditional fitness centers. More than 15,000 of these partner locations within the national network provide access to SilverSneakers members, and more than 11,000 of these locations offer access to Prime Fitness members.

Segment and Major Customer Information

We have one operating and reportable segment. During 2018, Humana, Inc. (“Humana”), United Healthcare, Inc. (“United Healthcare”), and Blue Cross Blue Shield Association (“BCBSA”) each comprised more than 10%, and together comprised approximately 45%, of our revenues from continuing operations. Our primary contract with Humana was renewed in 2018 and continues through December 31, 2022. Our primary contract with United Healthcare continues through December 31, 2020. Our primary contract with BCBSA, which relates to our Prime Fitness business, continues through December 31, 2022. No other customer accounted for 10% or more of our revenues from continuing operations in 2018. See Note 17 to the notes to consolidated financial statements included in this report relating to revenues from external customers and customer concentration.

Competition

The healthcare industry is highly competitive, and the manner in which services are provided is subject to continual change. Other entities, whose financial and marketing resources may exceed our resources, may choose to initiate or expand programs in competition with our offerings.

We believe we have certain advantages over our competitors such as our proprietary class programming; the brand recognition of programs such as SilverSneakers; the depth and breadth of our fitness center network relationships, which encompass approximately 16,000 partner locations; and the trusting connections with our members developed over more than 25 years that have generated nearly 700 million member visits to partner locations since 2001. However, we cannot assure you that we can compete effectively with other entities who provide similar services.

Industry Integration and Consolidation

Consolidation remains an important factor in all aspects of the healthcare industry. While we believe the size of our membership base provides us with the economies of scale to compete even in a consolidating market, we cannot assure you that we can effectively compete with companies formed as a result of industry consolidation or that we can retain existing customers if they are acquired by other entities that already have or contract for programs similar to ours or are not interested in our programs.

Governmental Regulation

Governmental regulation impacts us in a number of ways in addition to those regulatory risks presented under Item 1A. "Risk Factors" below.

Health Reform

In recent years, Congress and certain state governments have passed a large number of laws and regulations intended to result in major changes within the healthcare system. The Patient Protection and Affordable Care Act, as amended by the Health Care and Education Reconciliation Act of 2010 (collectively, the "ACA"), the most prominent of these efforts, changes how healthcare services are covered, delivered, and reimbursed through, among other things, expanded health insurance coverage, reduced growth in Medicare program spending and the establishment of programs that tie reimbursement to care quality and value.

The ACA, as currently structured, contains provisions that affect our customers, including commercial health plans and Medicare Advantage programs. The ACA has decreased the number of uninsured individuals and expanded coverage through the expansion of public programs and private sector health insurance. However, the ACA also may increase costs and/or reduce the revenues of our customers or prospective customers. For example, the ACA prohibits commercial health plans from using gender, health status, family history, or occupation to set premium rates, eliminates pre-existing condition exclusions, and bans annual benefit limits. In addition, the ACA established uniform minimum medical loss ratios ("MLRs") for health plans, requiring a minimum percentage of health coverage premium revenue to be spent on healthcare medical costs and quality improvement expenses. The ACA also reduced premium payments to Medicare Advantage plans such that the managed care per capita payments paid by the U.S. Department of Health and Human Services ("HHS") to Medicare Advantage plans are now, on average, approximately equal to those for traditional Medicare. While the ACA provides for bonuses to Medicare Advantage plans that achieve service benchmarks and quality ratings, overall payments to Medicare Advantage plans have been significantly reduced under the ACA.

There is substantial uncertainty regarding the ongoing effects of the ACA because the presidential administration and Congress have made significant changes to the ACA, its implementation and its interpretation. The President has signed an executive order that directs agencies to minimize "economic and regulatory burdens" of the ACA. Final rules issued in 2018 expand the availability of association health plans and allow the sale of short-term, limited-duration health plans, neither of which are required to cover all of the essential benefits mandated by the ACA. Effective January 2019, Congress eliminated the financial penalty associated with the ACA's individual mandate. In December 2018, a federal court in Texas ruled that the entire ACA was unconstitutional because the penalty associated with the individual mandate was eliminated. However, the law remains in effect pending appeal. It is difficult to predict whether, when or how the ACA will be further changed, what alternative provisions, if any, will be enacted, the timing of implementation of any alternative provisions, the impact of alternative provisions on providers and other healthcare industry participants, and the ultimate outcome and impact of court challenges. The healthcare industry remains subject to ongoing health reform initiatives. For example, beginning in 2020, the Creating High-quality Results and Outcomes Necessary to Improve Chronic (CHRONIC) Care Act of 2018 ("Chronic Care Act") will allow Medicare Advantage plans to cover supplemental benefits that are not primarily health-related, but that have the reasonable expectation of improving or maintaining health. Members of Congress have also proposed measures that would expand government-sponsored coverage, including single-payor proposals.

Other Laws

While many of the governmental and regulatory requirements affecting healthcare delivery generally do not directly apply to us, our customers must comply with a variety of regulations including those governing Medicare Advantage plans and their marketing and the licensing and reimbursement requirements of federal, state and local agencies. Certain of our services, including health service utilization management and certain claims payment functions, require licensure by state government agencies. We are subject to a variety of legal requirements in order to obtain and maintain such licenses.

Federal privacy regulations issued pursuant to the Health Insurance Portability and Accountability Act of 1996 ("HIPAA") extensively restrict the use and disclosure of individually-identifiable health information by health plans, most healthcare providers, and certain other entities (collectively, "covered entities"). Federal security regulations issued pursuant to HIPAA require covered entities to implement and maintain administrative, physical and technical safeguards to protect the confidentiality, integrity and availability of electronic individually-identifiable health information. Because we handle individually-identifiable health information on behalf of covered entities, we are considered a "business associate" and are required to comply with most aspects of the HIPAA privacy and security regulations.

Violations of HIPAA and its implementing regulations may result in criminal penalties and in substantial civil penalties for each violation. These penalties are updated annually based on changes to the consumer price index. In addition, we may be contractually or directly obligated to comply with any applicable state laws or regulations related to the confidentiality and security of confidential personal information. In the event of a data breach involving individually-identifiable health information, we are subject to contractual obligations and state and federal requirements that require us to notify our customers. These requirements may also require us or our customers to notify affected individuals, regulatory agencies, and the media of the data breach. Non-permitted uses and disclosures of unsecured individually identifiable health information are presumed to be breaches for which notice is required, unless it can be demonstrated that there is a low probability the information has been compromised.

Federal law contains various prohibitions related to false statements and false claims, some of which apply to private payors as well as federal programs. Our contracts with Medicare Advantage plans may subject us to a number of obligations, including billing and reimbursement requirements, prohibitions on fraudulent and abusive conduct and related training and screening obligations. Actions may be brought under the federal False Claims Act by the government as well as by private individuals, known as "whistleblowers," who are permitted to share in any settlement or judgment. Liability under the federal False Claims Act arises when an entity knowingly submits a false claim for reimbursement to the federal government. The federal False Claims Act defines the term "knowingly" broadly. There are many other potential bases for liability under the federal False Claims Act, including knowingly and improperly avoiding repayment of an overpayment received from the government and the knowing failure to report and return an overpayment within 60 days of identifying the overpayment. The submission of claims for services or items generated in violation of certain "fraud and abuse" provisions of the Social Security Act, including the anti-kickback provisions, constitutes a false or fraudulent claim under the federal False Claims Act. In some cases, whistleblowers, the federal government, and some courts have taken the position that entities that allegedly have violated other statutes, such as the federal self-referral prohibition commonly known as the Stark Law, have thereby submitted false claims under the federal False Claims Act.

From time to time, participants in the healthcare industry, including our company and our customers, may be subject to actions under the federal False Claims Act or other fraud and abuse laws, including similar state statutes, and it is not possible to predict the impact of such actions. Violations of applicable laws may result in significant civil and criminal penalties. For example, violations of the federal False Claims Act may result in penalties of three times the actual damages sustained by the government, plus substantial mandatory civil penalties for each separate false claim. These penalties are updated annually based on changes to the consumer price index.

Because of the international operations previously conducted as part of our TPHS business that we sold to Sharecare in July 2016, we were subject to the U.S. Foreign Corrupt Practices Act (the "FCPA") and similar anti-bribery laws of other countries in which we provided services prior to the sale. The FCPA and similar antibribery laws generally prohibit companies and their intermediaries from making improper payments to government officials or other third parties for the purpose of obtaining or retaining business or gaining any business advantage. Failure to comply with the FCPA and similar legislation prior to the sale of our TPHS business could result in the imposition of civil or criminal fines and penalties.

Employees

As of February 22, 2019, we had approximately 500 employees. Our employees are not subject to any collective bargaining agreements. We believe we have good relationships with our employees.

Available Information

Our Internet address is www.tivityhealth.com. We make available free of charge, on or through our Internet website, our annual reports on Form 10-K, quarterly reports on Form 10-Q, current reports on Form 8-K, and amendments to those reports filed or furnished pursuant to Section 13(a) or 15(d) of the Securities Exchange Act of 1934, as amended (the "Exchange Act"), as soon as reasonably practicable after we electronically file such material with, or furnish it to, the Securities and Exchange Commission (the "SEC"). The SEC maintains an Internet site that contains periodic reports, proxy and information statements, and other information regarding issuers that file electronically with the SEC at www.sec.gov.

Item 1A. Risk Factors

In the execution of our business strategy, our operations and financial condition are subject to certain risks. A summary of certain material risks is provided below, and you should take such risks into account in evaluating any investment decision involving the Company. This section does not describe all risks applicable to us and is intended only as a summary of certain material factors that could impact our operations in the industry in which we operate. Other sections of this report contain additional information concerning these and other risks.

Risks Relating to Our Business

A significant percentage of our revenues is derived from health plan customers.

A significant percentage of our revenues is derived from health plan customers. The health plan industry may continue to consolidate, and we cannot assure you that we will be able to retain health plan customers, or continue to provide our products and services to such health plan customers on terms at least as favorable to us as currently provided, if they are acquired by other health plans that already participate in competing programs or are not interested in our programs. Increasing vertical integration efforts involving health plans and healthcare providers or entities that provide wellness services may increase these challenges. Our health plan customers that are part of larger healthcare enterprises may have greater bargaining power, which may lead to further pressure on the prices for our products and services. In addition, a reduction in the number of covered lives enrolled with our health plan customers or in the payments we receive could adversely affect our results of operations. Our health plan customers are subject to continuing competition and reduced reimbursement rates from governmental and private sources, which could lead current or prospective customers to seek reduced fees or choose to reduce or delay the purchase of our services. Finally, health plan customers could attempt to offer services themselves that compete directly with our offerings, stop providing our offerings to certain or all of their members, or offer fitness benefits in addition to SilverSneakers, which could adversely affect our business and results of operations.

We currently derive a significant percentage of our revenues from three customers.

For the year ended December 31, 2018, Humana, United Healthcare, and BCBSA each comprised more than 10%, and together comprised approximately 45%, of our revenues from continuing operations. Our primary contract with Humana was renewed in 2018 and continues through December 31, 2022. The term of our contract with United Healthcare continues through December 31, 2020. Our primary contract with BCBSA continues through December 31, 2022. The loss or restructuring of a contract with Humana, United Healthcare, BCBSA, or any of our other significant customers could have a material adverse effect on our business and results of operations. None of these contracts allows Humana, United Healthcare, or BCBSA to terminate for convenience prior to the expiration of the contract.

In 2018 and 2019, United Healthcare discontinued offering SilverSneakers to its individual Medicare Advantage beneficiaries in certain states and instead provided those beneficiaries a fitness benefit offered by its wholly-owned subsidiary Optum, while continuing to offer SilverSneakers to its group Medicare Advantage members in all 50 states. Revenue from United Healthcare is expected to be in a range of \$60 million to \$62 million in 2019, approximately one-third of which is expected to be earned from its individual Medicare Advantage business. We expect that beginning in 2020 United Healthcare will offer SilverSneakers to its group Medicare Advantage members only and will no longer offer SilverSneakers to its individual Medicare Advantage beneficiaries.

Our inability to renew and/or maintain contracts with our customers and/or partner locations under existing terms or restructure these contracts under favorable terms could adversely affect our business and results of operations.

If our customers and/or partner locations choose not to renew their contracts with us, our business and results of operations could be materially adversely affected. Loss of a significant partner or customer or a reduction in a customer's enrolled lives could have a material adverse effect on our business and results of operations. In addition, a restructuring of a contract with a customer and/or partner on terms that aren't favorable to us could adversely affect our business and results of operations.

Reductions in Medicare Advantage health plan reimbursement rates may negatively impact our business and results of operations.

A significant portion of our revenue is indirectly derived from the monthly premium payments paid by HHS to health plans, who are our customers, for services provided to Medicare Advantage beneficiaries. As a result, our results of operations are, in part, dependent on government funding levels for Medicare Advantage programs. Any changes that limit or reduce Medicare Advantage reimbursement levels, such as reductions in or limitations of reimbursement amounts or rates under these programs, reductions in funding of these programs, expansion of benefits without adequate funding, elimination of coverage for certain benefits, or elimination of coverage affecting the services that we provide, could have a material adverse effect on our customers, and as a result, on our business and results of operations.

Our business strategy relating to the development and introduction of new products and services exposes us to risks such as limited customer and/or market acceptance and additional expenditures that may not result in additional net revenue.

An important component of our business strategy is to focus on new products and services that enable us to provide immediate value to our customers. Customer and/or market acceptance of these new products and services cannot be predicted with certainty, and if we fail to execute properly on this strategy or to adapt this strategy as market conditions evolve, our ability to grow revenue and our results of operations may be adversely affected.

If we fail to successfully implement our business strategy, our financial performance and our growth could be materially and adversely affected.

Our future financial performance and success are dependent in large part upon our ability to implement our business strategy successfully. Implementation of our strategy will require effective management of our operational, financial and human resources and will place significant demands on those resources. See Item 1. "Business – Business Strategy" for more information regarding our business strategy. There are risks involved in pursuing our strategy, including the ability to hire or retain the personnel necessary to manage our strategy effectively.

In addition to the risks set forth above, implementation of our business strategy could be affected by a number of factors beyond our control, such as increased competition, legal developments, government regulation, general economic conditions, increased operating costs or expenses, and changes in industry trends. We may decide to alter or discontinue certain aspects of our business strategy at any time. If we are not able to implement our business strategy successfully, our long-term growth and profitability may be adversely affected. Even if we are able to implement some or all of the initiatives of our business strategy successfully, our operating results may not improve to the extent we anticipate, or at all.

Our results of operations could be adversely affected by severe or unexpected weather, health epidemics or outbreaks of disease.

Adverse weather conditions or other extreme changes in the weather may cause people to refrain, or prevent people, from visiting participating locations and using our services. Additionally, widespread health epidemics or outbreaks of disease, such as influenza, may cause members to avoid public gathering places and negatively impact their use of our services. As some of the fees that we charge our customers are based on member participation, a decrease in member participation could adversely affect our business and results of operations.

We may experience difficulties associated with the implementation and/or integration of new businesses, services (including outsourced services), technologies, solutions, or products.

We may face difficulties, costs, and delays in effectively implementing and/or integrating acquired businesses, services (including outsourced services), technologies, solutions, or products into our business. Implementing internally-developed solutions and products, and/or integrating newly acquired businesses, services (including outsourced services), and technologies could be time-consuming and may strain our resources. Consequently, we may not be successful in implementing and/or integrating these new businesses, services, technologies, solutions, or products and may not achieve anticipated revenue and cost benefits.

Changes in macroeconomic conditions may adversely affect our business.

Economic difficulties and other macroeconomic conditions could reduce the demand and/or the timing of purchases for certain of our services from customers and potential customers. In addition, changes in economic conditions could create liquidity and credit constraints. We cannot assure you that we would be able to secure additional financing if needed and, if such funds were available, that the terms and conditions would be acceptable to us.

The performance of our business and the level of our indebtedness could prevent us from meeting the obligations under our credit agreement or have an adverse effect on our future financial condition, our ability to raise additional capital, or our ability to react to changes in the economy or our industry.

On April 21, 2017, we entered into a new Revolving Credit and Term Loan Agreement (the "Credit Agreement") with a group of lenders. As of December 31, 2018, outstanding debt under the Credit Agreement was \$30.5 million.

Our ability to service our indebtedness will depend on our ability to generate cash in the future. We cannot assure you that our business will generate sufficient cash flow from operations or that future borrowings will be available in an amount sufficient to enable us to service our indebtedness or to fund other liquidity needs.

The Credit Agreement contains various financial covenants and limits repurchases of our common stock and the amount of dividends that we can pay to holders of our common stock. A breach of any of these covenants could result in a default under the Credit Agreement in which all amounts outstanding under the Credit Agreement may become immediately due and payable and all commitments under the Credit Agreement to extend further credit may be terminated.

Our indebtedness could adversely affect our future financial condition or our ability to react to changes in the economy or industry by, among other things:

- increasing our vulnerability to a downturn in general economic conditions, loss of revenue and/or profit margins in our business, or to increases in interest rates, particularly with respect to the portion of our outstanding debt that is subject to variable interest rates;
- potentially limiting our ability to obtain additional financing or to obtain such financing on favorable terms;
- causing us to dedicate a portion of future cash flow from operations to service or pay down our debt, which reduces the cash available for other purposes, such as operations, capital expenditures, and future business opportunities; and
- possibly limiting our ability to adjust to changing market conditions and placing us at a competitive disadvantage compared to our competitors who may be less leveraged.

We have a significant amount of goodwill and intangible assets, the value of which could become impaired.

We have recorded significant portions of the purchase price of certain acquisitions as goodwill and/or intangible assets. At December 31, 2018, we had approximately \$334.7 million and \$29.0 million of goodwill and intangible assets, respectively. We review goodwill and intangible assets not subject to amortization for impairment on an annual basis (during the fourth quarter) or more frequently whenever events or circumstances indicate that the carrying value may not be recoverable. If we determine that the carrying values of our goodwill and/or intangible assets are impaired, we may incur a non-cash charge to earnings, which could have a material adverse effect on our results of operations for the period in which the impairment occurs.

A failure of our information systems could adversely affect our business.

Our ability to deliver our services depends on effectively using information technology. We rely upon our information systems for operating and monitoring all major aspects of our business. These systems and, therefore, our operations could be damaged or interrupted by natural disasters, power loss, network failure, improper operation by our employees, data privacy or security breaches, computer viruses, computer hacking, network penetration or other illegal intrusions or other unexpected events. Any disruption in the operation of our information systems, regardless of the cause, could adversely impact our operations, which may adversely affect our financial condition, results of operations and cash flows.

A cybersecurity incident could result in the loss of confidential data, give rise to remediation and other expenses, expose us to liability under HIPAA, consumer protection laws, common law theories or other laws, subject us to litigation and federal and state governmental inquiries, damage our reputation, and otherwise be disruptive to our business.

The nature of our business involves the receipt, storage and use of personal data about the participants in our programs, including individually identifiable health information, as well as employees and customers. Additionally, we rely upon third parties that are not directly under our control to do so as well. The secure maintenance of this confidential information is critical to our business operations. To protect our information systems from attack, damage and unauthorized use, we have implemented multiple layers of security, including technical safeguards, processes, and our people. Our defenses are monitored and routinely tested internally and by external parties. Despite these efforts, threats from malicious persons and groups, new vulnerabilities, and advanced attacks against information systems create risk of cybersecurity incidents. We cannot provide assurance that we or our third-party vendors or other service providers will not be subject to cybersecurity incidents, which may result in unauthorized access by third parties, loss, misappropriation, disclosure or corruption of customer, employee or our information; member personal health information; or other data subject to privacy laws. Such cybersecurity incidents may lead to a disruption in our systems or business, costs to modify, enhance, or remediate our cybersecurity measures, liability under privacy, security and consumer protection laws or litigation under these or other laws, including common law theories, and subject us to enforcement actions, fines, regulatory proceedings or litigation against us, damage to our business reputation, a reduction in participation and sales of our products and services, and legal obligations to notify customers or other affected individuals about an incident, which could cause us to incur substantial costs and negative publicity, any of which could have a material adverse effect on our financial condition and results of operations and harm our business reputation.

As a result, cybersecurity and the continued development and enhancement of our controls, processes and practices remain a priority for us. We may be required to expend significant additional resources in our efforts to modify or enhance our protective measures against evolving threats or to investigate and remediate any cybersecurity vulnerabilities.

Our business is subject to changing privacy and security laws, rules and regulations, including HIPAA, the Payment Card Industry Data Security Standards, the Telephone Consumer Protection Act and other state privacy regulations, for which failure to adhere could negatively impact our business.

Our business is subject to various privacy and data security laws, regulations, and codes of conduct that apply to our various business units (e.g., Payment Card Industry Data Security Standards and Telephone Consumer Protection Act). These laws and regulations may be inconsistent across jurisdictions and are subject to evolving and differing (sometimes conflicting) interpretations. Government regulators, privacy advocates and class action attorneys are increasingly scrutinizing how companies collect, process, use, store, share and transmit personal data. This increased scrutiny may result in new interpretations of existing laws, thereby further impacting our business. For example, in June 2018, the State of California passed the California Consumer Privacy Act of 2018 ("CCPA"), which takes effect January 1, 2020. The new law applies broadly to information that identifies or is associated with any California household or individual, and compliance with the new law requires that we implement several operational changes, including processes to respond to individuals' data access and deletion requests. Additionally, the Federal Trade Commission and many state attorneys general are interpreting federal and state consumer protection laws to impose standards for the collection, use, dissemination and security of data. The obligations imposed by the CCPA and other similar laws that may be enacted at the federal and state level may require us to modify our business practices and policies and to incur substantial expenditures in order to comply.

In order to be successful, we must attract, engage, retain and integrate key employees and have adequate succession plans in place, and failure to do so could have an adverse effect on our ability to manage our business.

Our success depends, in large part, on our ability to attract, engage, retain and integrate qualified executives and other key employees throughout all areas of our business. Identifying, developing internally or hiring externally, training and retaining highly-skilled managerial and other personnel are critical to our future, and competition for experienced employees can be intense. Failure to successfully hire executives and key employees or the loss of any executives and key employees could have a significant impact on our operations. The loss of services of any key personnel, the inability to retain and attract qualified personnel in the future, or delays in hiring may harm our business and results of operations. Further, changes in our management team may be disruptive to our business, and any failure to successfully integrate key newly hired employees could adversely affect our business and results of operations.

We face competition for staffing, which may increase our labor costs and reduce profitability.

We compete with other healthcare and services providers in recruiting qualified management, including executives with the required skills and experience to operate and grow our business, and staff personnel for the day-to-day operations of our business. These challenges may require us to enhance wages and benefits to recruit and retain qualified management and other professionals. Difficulties in attracting and retaining qualified management and other professionals, or in controlling labor costs, could have a material adverse effect on our profitability.

We are or may become a party to litigation that could potentially force us to pay significant damages and/or harm our reputation.

We are subject to certain legal proceedings, which potentially involve large claims and significant defense costs (see Item 3. "Legal Proceedings"). These legal proceedings and any other claims that we may face in the future, whether with or without merit, could result in costly litigation, and divert the time, attention, and resources of our management. Although we currently maintain various types of liability insurance, we cannot provide assurance that the coverage limits of such insurance policies will be adequate or that all such claims will be covered by insurance. Although we believe that we have conducted our operations in full compliance with applicable statutory and contractual requirements and that we have meritorious defenses to outstanding claims, it is possible that resolution of these legal matters could have a material adverse effect on our results of operations. In addition, legal expenses associated with the defense of these matters may be material to our results of operations in a particular financial reporting period.

Damage to our reputation could harm our business, including our competitive position and business prospects.

Our ability to attract and retain customers, members and employees is impacted by our reputation. Harm to our reputation can arise from various sources, including employee misconduct, security breaches, unethical behavior, litigation or regulatory outcomes, which could, among other consequences, increase the size and number of litigation claims and damages asserted or subject us to enforcement actions, fines and penalties and cause us to incur related costs and expenses.

We could be adversely affected by violations of the FCPA and similar anti-bribery laws of other countries in which we provided services prior to the sale of our TPHS business.

Because of the international operations that we previously conducted as part of our TPHS business that we sold to Sharecare in July 2016, we could be adversely affected by violations of the FCPA and similar anti-bribery laws of other countries in which we provided services prior to the sale. The FCPA and similar anti-bribery laws generally prohibit companies and their intermediaries from making improper payments to government officials or other third parties for the purpose of obtaining or retaining business or gaining any business advantage. While our policies mandated compliance with these anti-bribery laws, we cannot provide assurance that our internal control policies and procedures always protected us from reckless or criminal acts committed by our employees, contractors or agents. Failure to comply with the FCPA and similar legislation prior to the sale of our TPHS business could result in the imposition of civil or criminal fines and penalties and could disrupt our business and adversely affect our results of operations, cash flows and financial condition.

Compliance with existing or newly adopted federal and state laws and regulations or new or revised interpretations of such requirements could adversely affect our results of operations or may require us to spend substantial amounts, and the failure to comply with applicable laws and regulations could subject us to penalties or negatively impact our ability to provide services.

Our customers are subject to considerable state and federal government regulation, and a substantial majority of our business involves providing services to Medicare Advantage beneficiaries. As a result, we are subject directly to various federal laws and regulations, including the federal False Claims Act, billing and reimbursement requirements and other provisions related to fraud and abuse. The Centers for Medicare & Medicaid Services is in the process of expanding its Recovery Audit Contractor program for Medicare Advantage, which may result in increased government enforcement. Further, our contracts with Medicare Advantage plans require us to comply with a number of regulatory provisions and permit these customers to perform compliance audits. Many of these regulations are vaguely written and subject to differing interpretations that may, in certain cases, result in unintended consequences that could impact our ability to effectively deliver services. Further, we are required to comply with most requirements of the HIPAA privacy and security laws and regulations and may be subject to criminal or civil penalties for violations of these regulations. Certain of our services, including health utilization management and certain claims payment functions, require licensure and may be regulated by government agencies. We are subject to a variety of legal requirements in order to obtain and maintain such licenses, but little guidance is available to determine the scope of some of these requirements.

We continually monitor the extent to which federal and state legislation and regulations govern our operations. New federal or state laws or regulations or new interpretations of existing requirements that affect our operations could have a material adverse effect on our results of operations. If we are found to have violated applicable laws, to have caused any of our customers to submit false claims or make false statements, or to have failed to comply with our contractual compliance obligations, we could be required to restructure our operations, be subject to contractual penalties, including termination of our customer agreements, and be subject to significant civil and criminal penalties.

Healthcare reform efforts may result in a reduction to our revenues from government health programs and private insurance companies or otherwise directly or indirectly impact our business.

The healthcare industry is subject to various political, regulatory, scientific, and technological influences. Efforts at federal and state levels of government have resulted in laws and regulations intended to effect significant change within the healthcare system. The ACA, the most prominent of these efforts, affects coverage, delivery, and reimbursement of healthcare services. Among other effects, several of its provisions may increase the costs and/or reduce the revenues of our customers or prospective customers. For example, the ACA eliminates pre-existing condition exclusions by commercial health plans, bans annual benefit limits, and mandates minimum MLRs for health plans.

However, there is substantial uncertainty regarding the net effect and future of the ACA. The presidential administration and Congress have made significant changes to the ACA, its implementation and its interpretation. The president signed an executive order that directs agencies to minimize “economic and regulatory burdens” of the ACA. Final rules issued in 2018 expand the availability of association health plans and allow the sale of short-term, limited-duration health plans, neither of which are required to cover all of the essential benefits mandated by the ACA. Further, effective January 2019, Congress eliminated the penalty associated with the ACA’s individual mandate. As a result, a federal court in Texas ruled in December 2018 that, because the penalty associated with the individual mandate was eliminated, the entire ACA was unconstitutional. However, the law remains in effect pending appeal. It is possible that the reforms imposed by the ACA or uncertainty regarding significant changes or court challenges to the law will adversely affect the profitability of our customers and cause our customers or prospective customers to reduce or delay the purchase of our services or to demand reduced fees. Because of this uncertainty and many other variables, including the ACA’s complexity and the difficulty of predicting the impact of changes on other healthcare industry participants and the ultimate outcome of court challenges, we are unable to predict all of the ways in which the ACA could impact the Company. Furthermore, we could also be impacted by future legislative and regulatory healthcare reform initiatives. For example, beginning in 2020, the Chronic Care Act will allow Medicare Advantage plans to cover supplemental benefits that are not primarily health-related, but that have the reasonable expectation of improving or maintaining health. Members of Congress have proposed measures that would expand government-sponsored coverage, including single-payor proposals.

Risks Relating to the Proposed Acquisition of Nutrisystem

After completion of the Merger, we may fail to realize the anticipated benefits and cost savings of the Merger, which could adversely affect the value of our common stock.

The success of the Merger will depend, in part, on our ability to realize the anticipated benefits and cost savings from combining the business of Nutrisystem with our business. Our ability to realize these anticipated benefits and cost savings is subject to certain risks including:

- our ability to combine successfully the business of Nutrisystem with our business, including with respect to systems and technology integration;
- whether the combined businesses will perform as expected;
- the possibility that we paid more for Nutrisystem than the value we will derive from the acquisition;
- the reduction of our cash available for operations and other uses and the incurrence of indebtedness to finance the acquisition; and
- the assumption of known and unknown liabilities of Nutrisystem.

If we are not able to successfully combine the business of Nutrisystem with our business within the anticipated time frame, or at all, the anticipated cost savings and other benefits of the Merger may not be realized fully or at all or may take longer to realize than expected, the combined businesses may not perform as expected and the value of our common stock may be adversely affected.

We and Nutrisystem have operated and, until completion of the Merger, will continue to operate, independently, and we cannot provide assurances that our and Nutrisystem's businesses can be integrated successfully. It is possible that the integration process could result in the loss of key employees, the disruption of either company's, or both companies' ongoing businesses or in unexpected integration issues, higher than expected integration costs and an overall post-completion integration process that takes longer than originally anticipated. Specifically, issues that must be addressed in integrating the operations of Nutrisystem with our operations in order to realize the anticipated benefits of the Merger so the combined business performs as expected include, among other things:

- integrating the companies' technologies, products and services;
- identifying and eliminating redundant and underperforming operations and assets;
- harmonizing the companies' operating practices, employee development and compensation programs, internal controls and other policies, procedures and processes;
- addressing possible differences in business backgrounds, corporate cultures and management philosophies;
- consolidating the companies' corporate, administrative and information technology infrastructure;
- coordinating sales, distribution and marketing efforts;
- maintaining existing agreements with customers and suppliers and avoiding delays in entering into new agreements with prospective customers and suppliers; and
- coordinating geographically dispersed organizations.

In addition, at times, the attention of certain members of either company's, or both companies' management and resources may be focused on completion of the Merger and the integration of the business of the two companies and diverted from day-to-day business operations, which may disrupt either company's or both companies' ongoing business and the business of the combined company.

We and Nutrisystem may have difficulty attracting, motivating and retaining executives and other key employees in light of the Merger.

Uncertainty about the effect of the Merger on our and Nutrisystem's employees may have an adverse effect on us and Nutrisystem and consequently the combined business. This uncertainty may impair our and Nutrisystem's ability to attract, retain and motivate key personnel until the Merger is completed and during the integration phase thereafter. Employee retention may be particularly challenging during the pendency of the Merger, as our and Nutrisystem's employees may experience uncertainty about their future roles with the combined business. Additionally, Nutrisystem's officers and employees may hold shares of Nutrisystem common stock or vested options to purchase shares of Nutrisystem common stock and, if the Merger is completed, may therefore be entitled to the Merger Consideration in respect of such shares of Nutrisystem common stock and cash consideration in respect of such stock options, the receipt of which could lead certain officers and employees to no longer pursue employment with the combined business. Additionally, pursuant to employment agreements and equity award agreements with Nutrisystem and letter agreements with us, certain key employees of Nutrisystem are entitled to receive severance payments and equity vesting acceleration benefits upon a termination of employment for "good reason" following completion of the Merger. Severance payments and equity vesting acceleration benefits that could be attained in connection with a "good reason" termination could lead those key employees to terminate employment with the combined business if there is a basis for them to claim that their employment was terminated for "good reason." Furthermore, if our or Nutrisystem's key employees depart, including because of issues relating to the uncertainty and difficulty of integration, financial security or a desire not to become employees of the combined business, we may have to incur significant costs in identifying, hiring and retaining replacements for departing employees, and our ability to realize the anticipated benefits of the Merger may be adversely affected.

The Merger is subject to the receipt of approval from Nutrisystem stockholders as to the Merger Agreement. Failure to obtain this approval would prevent the closing of the Merger.

Before the Merger can be completed, Nutrisystem stockholders must adopt the Merger Agreement. We cannot provide assurance that this approval will be obtained. Failure to obtain the required approval may result in a material delay in, or the abandonment of, the Merger. Any delay in completing the Merger may materially adversely affect the timing and amount of cost savings and other benefits that are expected to be achieved from the Merger.

Our and Nutrisystem's business relationships may be subject to disruption due to uncertainty associated with the Merger.

Parties with which we or Nutrisystem do business may experience uncertainty associated with the transaction, including with respect to current or future business relationships with us, Nutrisystem or the combined business. Our and Nutrisystem's business relationships may be subject to disruption as customers, suppliers and others may attempt to negotiate changes in existing business relationships or consider entering into business relationships with parties other than us, Nutrisystem or the combined business. These disruptions could have an adverse effect on the business, financial condition, results of operations or prospects of the combined business, including an adverse effect on our ability to realize the anticipated benefits of the Merger. The adverse effect of such disruptions could be exacerbated by a delay in completion of the Merger or termination of the Merger Agreement.

The Merger Agreement subjects Nutrisystem and us to restrictions on our and their respective business activities prior to the Effective Time.

The Merger Agreement subjects Nutrisystem and us to restrictions on their and our respective business activities and obligates Nutrisystem and us to generally operate their and our businesses in the ordinary course, consistent with past practice, until the closing of the Merger. These restrictions could prevent Nutrisystem and us from pursuing attractive business opportunities that arise prior to the closing of the Merger and are outside the ordinary course of business.

Failure to complete the Merger could negatively impact the stock price and the future business and financial results of Nutrisystem and us.

If the Merger is not completed, the ongoing businesses of Nutrisystem and us may be adversely affected and, without realizing any of the benefits of having completed the Merger, we and Nutrisystem would be subject to a number of risks, including the following:

- we and Nutrisystem may experience negative reactions from the financial markets, including negative impacts on our and their respective stock prices, and from our and their respective customers, suppliers, regulators and employees;
- we and Nutrisystem will be required to pay certain costs relating to the Merger, whether or not the Merger is completed; and
- matters relating to the Merger (including integration planning) will require substantial commitments of time and resources by our and Nutrisystem's management, which would otherwise have been devoted to day-to-day operations and other opportunities that may have been beneficial to either us or Nutrisystem as an independent company.

We cannot provide assurance that the risks described above will not materialize. If any of those risks materialize, they may adversely affect our and Nutrisystem's businesses, financial condition, financial results and stock prices.

In addition, we and Nutrisystem could be subject to litigation related to any failure to complete the Merger or related to any enforcement proceeding commenced against us or Nutrisystem to perform our or their respective obligations under the Merger Agreement. If the Merger is not completed, these risks may materialize and may adversely affect our and Nutrisystem's business, financial condition, financial results and stock prices.

The closing of the Merger may trigger change in control or other provisions in certain agreements to which Nutrisystem is a party.

The closing of the Merger may trigger change in control or other provisions in certain agreements to which Nutrisystem is a party. If we and Nutrisystem are unable to negotiate waivers of those provisions, the counterparties may exercise their rights and remedies under the agreements, potentially terminating the agreements or seeking monetary damages. Even if we and Nutrisystem are able to negotiate waivers, the counterparties may seek to renegotiate the agreements on terms less favorable to Nutrisystem or the combined business.

Our indebtedness following completion of the Merger will be substantially greater than our indebtedness on a stand-alone basis and greater than our and Nutrisystem's combined indebtedness existing prior to the transaction. This increased level of indebtedness could adversely affect us, including by decreasing our business flexibility, and will increase our borrowing costs.

Upon completion of the Merger, we expect to have incurred acquisition-related debt financing of approximately \$1.18 billion. Our substantially increased indebtedness and higher debt-to-equity ratio following completion of the Merger in comparison to our indebtedness on a recent historical basis will have the effect, among other things, of reducing our flexibility to respond to changing business and economic conditions and will increase our borrowing costs. In addition, the amount of cash required to service our increased indebtedness levels and thus the demands on our cash resources may be greater than the percentages of cash flows required to service our or Nutrisystem's indebtedness individually prior to the transaction. The increased levels of indebtedness could also reduce funds available for our investments in our programs as well as acquisitions, capital expenditures, share repurchases and other activities and may create competitive disadvantages for us relative to other companies with lower debt levels.

We may not be able to service all of the combined company's indebtedness and may be forced to take other actions to satisfy our obligations under our indebtedness, which actions may not be successful. Our failure to meet our debt service obligations could have a material adverse effect on our business, financial condition and results of operations.

We depend on cash on hand and cash flows from operations to make scheduled debt payments. We expect to be able to meet the estimated cash interest payments on the combined company's debt following the Merger

through the expected cash flows from operations of the combined company. However, our ability to generate sufficient cash flow from operations of the combined company and to make scheduled payments will depend on a range of economic, competitive and business factors, many of which are outside of our control. We cannot provide assurance that these sources will be adequate. If we are unable to service our indebtedness and fund our operations, we will be forced to reduce or delay capital expenditures, seek additional capital, sell assets or refinance our indebtedness. Any such action may not be successful and we may be unable to service our indebtedness and fund our operations, which could have a material adverse effect on our business, financial condition or results of operations.

The agreements that are expected to govern the indebtedness incurred in connection with the Merger, including the credit agreements in connection with our expected term loan facilities and revolving credit facility, will contain various covenants that impose restrictions on us and certain of our subsidiaries that may affect our ability to operate our businesses.

The agreements that are expected to govern the indebtedness incurred in connection with the Merger, including the credit agreement in connection with our expected term loan facilities and revolving credit facility, are expected to contain various affirmative and negative covenants that, subject to certain exceptions, will impose restrictions and limitations on us and certain of our subsidiaries with respect to, among other things, indebtedness; liens; negative pledges; restricted payments (e.g., dividends, distributions, buybacks, redemptions, repurchases with respect to equity interests, and payments, redemptions, retirements, purchases, acquisitions, defeasance, exchange, conversion, cancellation or termination with respect to junior lien, subordinated or unsecured debt); restrictions on subsidiary distributions; loans, advances and guarantees, acquisitions and other investments; mergers and other fundamental changes; sales and other dispositions of assets (including equity interests in subsidiaries); sale/leaseback transactions; transactions with affiliates; conduct of business; amendments and waivers of organizational documents and material junior debt agreements; our permitted activities; and changes to fiscal year.

In addition, the credit agreement governing our expected term loan facilities and revolving credit facility is expected to require us to comply with a total net leverage ratio financial covenant. Our ability and the ability of our subsidiaries to comply with this provision may be affected by events beyond our control. Failure to comply with the total net leverage ratio covenant or other provisions of the credit agreement could result in an event of default, which, if not cured or waived, could accelerate our repayment obligations and could result in a default and acceleration under other agreements containing cross-default provisions. Under these circumstances, we might not have sufficient funds or other resources to satisfy all of our obligations.

We will incur significant transaction and Merger-related costs in connection with the Merger.

We expect to incur a number of non-recurring costs associated with the Merger and combining the operations of the two companies. The substantial majority of non-recurring expenses resulting from the Merger will be comprised of transaction costs related to the Merger. We also will incur transaction fees and costs related to formulating and implementing integration plans, including facilities and systems consolidation costs and employment-related costs. We continue to assess the magnitude of these costs, and additional unanticipated costs may be incurred in the Merger and the integration of the two companies' businesses. Although we expect that the elimination of duplicative costs, as well as the realization of other efficiencies related to the integration of the businesses, should allow us to offset incremental integration-related costs over time, this net benefit may not be achieved in the near term, or at all.

The market price of shares of our common stock may decline in the future as a result of the sale of shares of our common stock held by former Nutrisystem stockholders or our current stockholders.

Following their receipt of shares of our common stock in the Merger, former Nutrisystem stockholders may seek to sell the shares of our common stock delivered to them. Other of our stockholders may also seek to sell shares of our common stock held by them following, or in anticipation of, the closing of the Merger. These sales (or the perception that these sales may occur), coupled with the increase in the outstanding number of shares of our common stock, may affect the market for, and the market price of, our common stock in an adverse manner.

The combined company will record goodwill and other intangible assets that could become impaired and result in material non-cash charges to the results of operations of the combined company in the future.

The Merger will be accounted for as an acquisition in accordance with accounting principles generally accepted in the United States. Under the acquisition method of accounting, the assets and liabilities of Nutrisystem and its subsidiaries will be recorded, as of completion, at their respective fair values and added to ours. The assets to be recorded at fair value are expected to include goodwill and other intangible assets. Our reported financial condition and results of operations for periods after the closing of the Merger will reflect Nutrisystem balances and results after the closing of the Merger, but will not be restated retroactively to reflect the historical financial position or results of operations of Nutrisystem and its subsidiaries for periods prior to the Merger. We review goodwill and intangible assets not subject to amortization for impairment on an annual basis (during the fourth quarter) or more frequently whenever events or circumstances indicate that the carrying value may not be recoverable.

Item 1B. Unresolved Staff Comments

None.

Item 2. Properties

We lease approximately 264,000 square feet of office space for our corporate headquarters in Franklin, Tennessee pursuant to an agreement that expires in February 2023. Approximately 221,000 square feet of such space is subleased to other tenants. We also lease approximately 92,000 square feet of office space in Chandler, Arizona pursuant to an agreement that expires in April 2020, and approximately 6,000 square feet of office space in Ashburn, Virginia.

Item 3. Legal Proceedings

Weiner, Denham, and Allen Lawsuits

On November 6, 2017, United Healthcare issued a press release announcing expansion of its fitness benefits (“United Press Release”), and the market price of the Company’s shares of common stock dropped on that same day. In connection with the United Press Release, three lawsuits have been filed against the Company as described below. We are currently not able to predict the probable outcome of these matters or to reasonably estimate a range of potential losses, if any. We intend to vigorously defend ourselves against all three complaints.

On November 20, 2017, Eric Weiner, claiming to be a stockholder of the Company, filed a complaint on behalf of stockholders who purchased the Company’s common stock between February 24, 2017 and November 3, 2017 (“Weiner Lawsuit”). The Weiner Lawsuit was filed as a class action in the U.S. District Court for the Middle District of Tennessee, naming as defendants the Company, the Company’s chief executive officer, chief financial officer and a former executive who served as both chief accounting officer and interim chief financial officer. The complaint alleges that the defendants violated Sections 10(b) and 20(a) of the Exchange Act and Rule 10b-5 promulgated under the Exchange Act in making false and misleading statements and omissions related to the United Press Release. The complaint seeks monetary damages on behalf of the purported class. On April 3, 2018, the Court entered an order appointing the Oklahoma Firefighters Pension and Retirement System as lead plaintiff, designated counsel for the lead plaintiff, and established certain deadlines for the case. On June 4, 2018, Plaintiff filed a first amended complaint. On August 3, 2018, the Company filed a motion to dismiss the first amended complaint and a memorandum in support of a motion to dismiss seeking dismissal on grounds that the first amended complaint fails to plead any actionable statement or omission (the “Motion to Dismiss”).

On January 26, 2018, Charles Denham, claiming to be a stockholder of the Company, filed a purported shareholder derivative action, on behalf of the Company, in the U.S. District Court for the Middle District of Tennessee, naming the Company as a nominal defendant and the Company’s chief executive officer, chief financial officer, a former executive who served as both chief accounting officer and interim chief financial officer, current directors and a former director of the Company, as defendants (“Denham Lawsuit”). The complaint asserts claims for breach of fiduciary duty, waste, and unjust enrichment, largely tracking allegations in the Weiner Lawsuit. The complaint further alleges that certain defendants engaged in insider trading. The plaintiff seeks monetary damages on behalf of the Company, certain corporate governance and internal procedural reforms, and other equitable relief.

On August 24, 2018, Andrew H. Allen, claiming to be a stockholder of the Company, filed a purported shareholder derivative action, on behalf of the Company, in the U.S. District Court for the Middle District of

Tennessee, naming the Company as a nominal defendant and the Company's chief executive officer, chief financial officer, a former executive who served as both chief accounting officer and interim chief financial officer, together with nine current or former directors, as defendants (the "Allen Lawsuit"). The complaint asserts claims for breach of fiduciary duty and violations of the Securities Act of 1933, as amended (the "Securities Act") and the Exchange Act against all individual defendants, largely tracking allegations in the Weiner Lawsuit and Denham Lawsuit, and breach of fiduciary duty for insider trading against a former executive who served as both chief accounting officer and interim chief financial officer and one of the directors of the Company. The plaintiff seeks to recover damages on behalf of the Company, certain corporate governance and internal procedural reforms, and other equitable relief, including restitution from the two defendants alleged to have engaged in insider trading from all unlawfully obtained profits. On October 15, 2018, the Allen Lawsuit and the Denham Lawsuit were consolidated by stipulation, and the consolidated case was stayed pending entry of an order resolving the Motion to Dismiss filed in the Weiner Lawsuit.

Other

Additionally, from time to time, we are subject to contractual disputes, claims and legal proceedings that arise from time to time in the ordinary course of our business. Some of the legal proceedings pending against us as of the date of this report are expected to be covered by insurance policies. As these matters are subject to inherent uncertainties, our view of these matters may change in the future.

Item 4. Mine Safety Disclosures

Not applicable.

Executive Officers of the Registrant

The following table sets forth certain information regarding our executive officers as of February 26, 2019. Executive officers of the Company serve at the pleasure of the Board of Directors of the Company.

<u>Officer</u>	<u>Age</u>	<u>Position</u>
Donato Tramuto	62	Chief Executive Officer of the Company since November 2015. Chief Executive Officer and Chairman of the Board of Physicians Interactive Holdings from July 2013 to October 2015. Chief Executive Officer, Founder and Vice Chairman of Physicians Interactive Holdings from October 2008 to July 2013. Chief Executive Officer of i3 from 2004 to 2006. Chief Executive Officer and Co-Founder of Constella Health Strategies from 1998 to 2003.
Adam Holland	40	Chief Financial Officer of the Company since June 2017. Chief Financial Officer of Kirkland's, Inc. ("Kirkland's") from February 2015 to June 2017, Chief Accounting Officer of Kirkland's from August 2014 to February 2015 and Vice President of Finance of Kirkland's from August 2008 to February 2015.
Mary Flipse	52	Chief Legal Officer of the Company since November 2015. General Counsel of the Company from July 2012 to March 2016. Director, Corporate Counsel of the Company from February 2012 to July 2012. Operations Counsel of the Company from August 2011 until February 2012.
Steve Janicak	59	President, Fitness Division of the Company since January 2019. Chief Growth Officer of the Company from September 2016 to January 2019. Chief Sales and Marketing Officer at CareCentrix, Inc. from July 2014 to March 2016. Executive Vice President Sales, Marketing and Account Management at Implantable Provider Group, Inc. from July 2013 to May 2014.
Ryan Wagers	41	Chief Accounting Officer of the Company since October 2018. SVP, Chief Accounting Officer and Treasurer of Sitel Worldwide Corporation ("Sitel") from November 2016 to October 2018. SVP, Shared Services of Sitel, from February 2016 until November 2016 and Chief Accounting Officer of Sitel from 2011 to February 2016.

PART II

Item 5. Market for Registrant's Common Equity, Related Stockholder Matters and Issuer Purchases of Equity Securities

Market Information

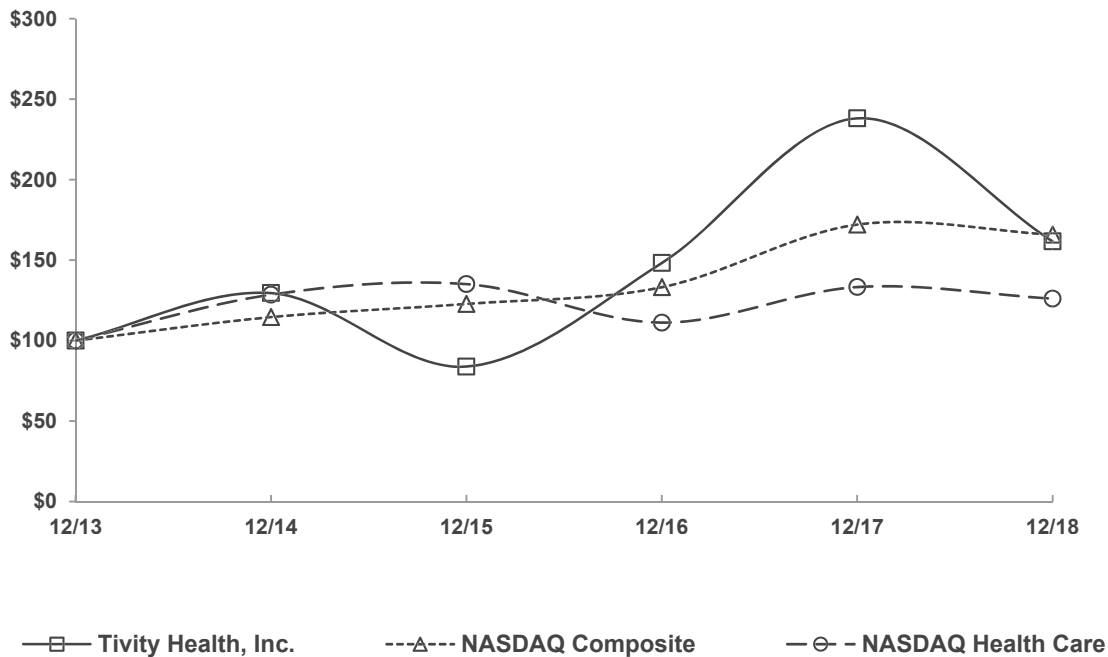
Our common stock is traded on The Nasdaq Global Select Market ("Nasdaq") under the symbol "TVTY".

Performance Graph

The following graph compares the total stockholder return of \$100 invested on December 31, 2013 in (a) the Company, (b) the Nasdaq U.S. Stocks Benchmark index and (c) the Nasdaq Health Care Providers index, assuming the reinvestment of all dividends.

COMPARISON OF 5 YEAR CUMULATIVE TOTAL RETURN*

Among Tivity Health, Inc., the Nasdaq Composite Index
and the Nasdaq Health Care Index



*\$100 invested on 12/31/13 in stock or index, including reinvestment of dividends.
Fiscal year ending December 31.

Nasdaq Composite & Nasdaq Health Care indices will be used going forward and have been chosen to replace outdated indices. The outdated indices that no longer have publicly accessible components and are therefore not considered published indices were Nasdaq U.S. Market and Nasdaq Health Care Providers Index.

The stock price performance shown on this graph is not necessarily indicative of future price performance.

Unregistered Sales of Equity Securities

As described in Note 9 to the notes to consolidated financial statements included in this report, in 2013 we sold separate privately negotiated warrants (the "Warrants") initially relating, in the aggregate, to approximately 7.7 million shares of our common stock. The Warrants are call options with an initial strike price of approximately \$25.95 per share. Since October 1, 2018, the Warrants have been subject to automatic exercise on

a pro rata basis each trading day continuing for a period of 160 trading days (i.e., approximately 48,000 warrants are subject to automatic exercise on each trading day). The Warrants are net share settled by our issuing a number of shares of our common stock per Warrant with a value corresponding to the excess of the market price per share of our common stock (as measured on each warrant exercise date under the terms of the Warrants) over the applicable strike price of the Warrants. If such market price per share is less than the applicable strike price of the Warrants on any given exercise date, then the number of warrants subject to automatic exercise on such exercise date are not exercised but instead expire.

During 2018, we issued shares of our common stock to the counterparties to the Warrants as set forth below.

Date	Number of Shares
October 9, 2018	47,670
October 15, 2018	23,792
October 17, 2018	23,790
October 22, 2018	51,934
October 29, 2018	52,140
November 5, 2018	57,780
November 13, 2018	74,412
November 19, 2018	71,518
November 26, 2018	56,972
December 3, 2018	80,130
December 10, 2018	69,922
December 17, 2018	16,234
December 24, 2018	597
December 26, 2018	597

The issuance of shares of our common stock as a result of the exercise of the Warrants is exempt from registration under Section 4(a)(2) of the Securities Act of 1933, as amended, because it was a transaction not involving a public offering.

Holder of Common Stock

At February 19, 2019, there were approximately 18,900 holders of our common stock, including 190 stockholders of record.

Dividends

We have never declared or paid a cash dividend on our common stock. We intend to retain any earnings to finance the growth and development of our business and do not expect to declare or pay any cash dividends in the foreseeable future. Our Board of Directors reviews our dividend policy from time to time and may declare dividends at its discretion; however, our Credit Agreement places restrictions on the payment of dividends. For further discussion of the Credit Agreement, see Item 7. "Management's Discussion and Analysis of Financial Condition and Results of Operation - Liquidity and Capital Resources."

Securities Authorized for Issuance Under Equity Compensation Plans

See Part III, Item 12. "Security Ownership of Certain Beneficial Owners and Management and Related Stockholder Matters," for information regarding securities authorized for issuance under our equity compensation plans, which is incorporated herein by reference.

Annual Report

A copy of the Tivity Health, Inc. Annual Report on Form 10-K for 2018 filed with the Securities and Exchange Commission is available on the Company's website, www.tivityhealth.com. It is also available from the Company (without exhibits) at no charge. These requests should be directed to Tommy Lewis, Senior Vice President – Investor Relations and Transformation, or Jill Meyer, Vice President – Corporate Communications, at the Company's corporate office.

Item 6. Selected Financial Data

The following table represents selected consolidated financial data. The table should be read in conjunction with Item 7. "Management's Discussion and Analysis of Financial Condition and Results of Operations" and Item 8. "Financial Statements and Supplementary Data" of this report. As further discussed in Note 1 to the notes to the consolidated financial statements included in this report, our results from continuing operations do not include the results of the TPHS business, which we sold effective July 31, 2016.

(In thousands, except per share data)	Year Ended December 31,				
	2018	2017	2016	2015	2014
Operating Results:					
Revenues	\$ 606,299	\$ 556,942	\$ 500,998	\$ 452,092	\$ 405,263
Cost of services (exclusive of depreciation and amortization included below)	432,714	395,605	357,120	318,060	272,400
Selling, general and administrative expenses	35,113	34,361	39,478	35,546	32,075
Depreciation and amortization	4,667	3,357	4,085	6,869	7,035
Restructuring and related charges	124	3,223	4,933	702	—
Legal settlement charges	—	—	—	—	5,910
Operating income	\$ 133,681	\$ 120,396	\$ 95,382	\$ 90,915	\$ 87,843
Interest expense	8,733	15,613	17,318	17,996	17,449
Income before income taxes	\$ 124,948	\$ 104,783	\$ 78,064	\$ 72,919	\$ 70,394
Income tax expense	27,046 ⁽¹⁾	43,553 ⁽¹⁾	21,973	29,285	27,558
Income from continuing operations	\$ 97,902	\$ 61,230	\$ 56,091	\$ 43,634	\$ 42,836
Income (loss) from discontinued operations, net of income tax	901	2,485	(184,706)	(74,952)	(48,397)
Net income (loss)	\$ 98,803	\$ 63,715	\$ (128,615)	\$ (31,318)	\$ (5,561)
Less: net income (loss) attributable to non-controlling interest	—	—	496	(371)	—
Net income (loss) attributable to Tivity Health	\$ 98,803	\$ 63,715	\$ (129,111)	\$ (30,947)	\$ (5,561)
Basic income (loss) per share attributable to Tivity Health:					
Continuing operations	\$ 2.44	\$ 1.56	\$ 1.52	\$ 1.22	\$ 1.21
Discontinued operations	0.02	0.06	(5.01)	(2.08)	(1.37)
Net income (loss)	\$ 2.47	\$ 1.62	\$ (3.49)	\$ (0.86)	\$ (0.16)
Diluted income (loss) per share attributable to Tivity Health:					
Continuing operations	\$ 2.27	\$ 1.44	\$ 1.47	\$ 1.18	\$ 1.18
Discontinued operations	0.02	0.06	(4.86)	(2.02)	(1.33)
Net income (loss)	\$ 2.29	\$ 1.50	\$ (3.39)	\$ (0.84)	\$ (0.15)
Weighted average common shares and equivalents:					
Basic	40,078	39,357	36,999	35,832	35,302
Diluted	43,073	42,547	38,075	36,854	36,346
Selected Balance Sheet Data:					
Total assets ^{(2) (3)}	482,079	636,163	544,782	712,924	806,207
Long-term debt ⁽³⁾	30,589	—	164,297	208,289	225,411

⁽¹⁾ The Tax Cuts and Jobs Act (the "Tax Act"), which was signed into law in December 2017, resulted in a reduction of the U.S. corporate income tax rate from 35% to 21% for tax years beginning after December 31, 2017. In 2017, we incurred a non-cash charge to income tax expense of \$7.4 million related to the Tax Act. This charge related to both the re-measurement of our deferred tax assets to the lower tax rate and the requirement to recalculate the impact of repatriation of our foreign earnings, which occurred earlier in the year, under provisions of the new law. In addition, in 2017 we adopted Accounting Standards Update ("ASU") No. 2016-09, "Compensation-Stock Compensation (Topic 718): Improvements to Employee Share-Based Payment Accounting" ("ASU 2016-09"), which requires the excess tax benefits from share-based awards to be recognized on a prospective basis in income tax expense, whereas they were previously recorded to stockholders' equity.

- (2) Includes assets held for sale within discontinued operations at December 31, 2015. In addition, reflects the impact of ASU No. 2015-17, "Income Taxes: Balance Sheet Classification of Deferred Taxes", related to balance sheet classification of all deferred tax liabilities and assets as noncurrent, which was adopted in 2016 and applied prospectively.
- (3) Reflects the impact of the adoption of ASU No. 2015-03, "Simplifying the Presentation of Debt Issuance Costs" in fiscal 2016 related to balance sheet classification of debt issuance costs, which was applied retrospectively to all periods presented.

Item 7. Management's Discussion and Analysis of Financial Condition and Results of Operations

Please read the following discussion and analysis of our financial condition and results of operations together with our consolidated financial statements and related notes included under Item 8. "Financial Statements and Supplementary Data" of this report.

Overview

The Company was founded and incorporated in Delaware in 1981. Through our three programs, SilverSneakers senior fitness, Prime Fitness and WholeHealth Living, we are focused on advancing long-lasting health and vitality, especially in aging populations. The SilverSneakers senior fitness program is offered to members of Medicare Advantage and Medicare Supplement plans. We also offer Prime Fitness, a fitness facility access program, through commercial health plans, employers, and other sponsoring organizations. Our national network of fitness centers delivers both SilverSneakers and Prime Fitness. In addition, a small portion of our fitness center network is available for discounted access through our WholeHealth Living program. Our fitness networks encompass approximately 16,000 partner locations and more than 1,000 alternative locations that provide classes outside of traditional fitness centers. Through our WholeHealth Living program, which we sell primarily to health plans, we offer a continuum of services related to complementary, alternative, and physical medicine. Our WholeHealth Living network includes relationships with approximately 80,000 complementary, alternative, and physical medicine practitioners to serve individuals through health plans and employers who seek health services such as chiropractic care, acupuncture, physical therapy, occupational therapy, speech therapy, and more.

Effective July 31, 2016, we sold our TPHS business to Sharecare. Results of operations for the TPHS business have been classified as discontinued operations for all periods presented in the consolidated financial statements.

The Company is headquartered at 701 Cool Springs Boulevard, Franklin, Tennessee 37067.

Pending Acquisition of Nutrisystem

On December 9, 2018, we entered into the Merger Agreement with Nutrisystem and Merger Sub. The Merger Agreement provides, among other things, that, upon the terms and subject to the conditions set forth therein, Merger Sub will merge with and into Nutrisystem, with Nutrisystem surviving as a wholly-owned subsidiary of Tivity Health.

Subject to the terms and conditions of the Merger Agreement, at the Effective Time, each share of common stock, par value \$.001 per share, of Nutrisystem issued and outstanding immediately prior to the Effective Time (other than shares as to which appraisal rights have been properly exercised and certain other excluded shares) will be converted into the right to receive (i) \$38.75 in cash, without interest, and (ii) 0.2141 shares of common stock of Tivity Health, with cash payable in lieu of fractional shares of common stock of Tivity Health. The Merger is expected to be completed during the first quarter of 2019 and is subject to the satisfaction of customary closing conditions including the adoption of the Merger Agreement by Nutrisystem's stockholders.

In connection with the Merger Agreement, on December 9, 2018, Tivity Health entered into the Debt Commitment Letter with CS and CSLF. On December 21, 2018, December 26, 2018, December 27, 2018, December 31, 2018 and January 4, 2019, the Debt Commitment Letter was amended to add STRH, SunTrust, CGMI, Citizens, Fifth Third, Regions Bank, Regions Capital Markets, and GS, as Commitment Parties under the Debt Commitment Letter and to adjust correspondingly each Commitment Party's commitment with respect to the financing contemplated thereby.

Under the Debt Commitment Letter, among other things, CSLF, STRH, CGMI, Citizens, Fifth Third, Regions Capital Markets and GS have committed to arrange, and CS, SunTrust, CGMI, Citizens, Fifth Third, Regions Bank and GS have committed to provide, subject to terms and conditions set forth in the Debt Commitment Letter, the Financing. The Financing will be secured by a first priority security interest and lien on substantially all of the assets of Tivity Health and its wholly-owned material domestic subsidiaries.

The Commitment Parties' commitments pursuant to the Debt Commitment Letter are subject to various conditions, including consummation of the Merger in accordance with the Merger Agreement; the negotiation and execution of definitive documentation consistent with the Debt Commitment Letter; delivery of certain audited, unaudited and pro forma financial statements; the absence of a material adverse effect on Nutrisystem after

December 9, 2018; the accuracy of representations and warranties of Nutrisystem in the Merger Agreement and specified representations and warranties of Tivity Health to be set forth in the definitive loan documents; the repayment of all outstanding indebtedness and other obligations of Tivity Health and Nutrisystem under their existing credit facilities; and other customary closing conditions.

Forward-Looking Statements

This report contains forward-looking statements, which are based upon current expectations, involve a number of risks and uncertainties, and are subject to the "safe harbor" provisions of the Private Securities Litigation Reform Act of 1995. Forward-looking statements include all statements that are not historical statements of fact and those regarding the intent, belief, or expectations of the Company, including, without limitation, all statements regarding the Company's future earnings, revenues, and results of operations. Readers are cautioned that any such forward-looking statements are not guarantees of future performance and involve significant risks and uncertainties, and that actual results may vary from those in the forward-looking statements as a result of various factors, including, but not limited to:

- our ability to develop and implement effective strategies;
- the effectiveness of the reorganization of our business and our ability to realize the anticipated benefits;
- our ability to sign and implement new contracts with new or existing customers;
- our ability to accurately forecast the costs required to successfully implement new contracts;
- our ability to renew and/or maintain contracts with our customers and/or our partner locations under existing terms or restructure these contracts on terms that would not have a material negative impact on our results of operations;
- our ability to effectively compete against other entities, whose financial, research, staff, and marketing resources may exceed our resources;
- our ability to accurately forecast our revenues, margins, earnings and net income, as well as any potential charges that we may incur as a result of changes in our business and leadership;
- our ability to anticipate change and respond to emerging trends for healthcare and the impact of the same on demand for our services;
- the risks associated with deriving a significant concentration of our revenues from a limited number of customers;
- our ability and/or the ability of our customers to enroll participants and to accurately forecast their level of enrollment and participation in our programs in a manner and within the timeframe anticipated by us;
- the impact of severe or adverse weather conditions on member participation in our programs;
- the ability of our customers to maintain the number of covered lives enrolled in the plans during the terms of our agreements;
- the risks associated with changes in macroeconomic conditions;
- our ability to service our debt, make principal and interest payments as those payments become due, and remain in compliance with our debt covenants;
- our ability to integrate new or acquired businesses, services, technologies, solutions, or products into our business and to accurately forecast the related costs;
- our ability to anticipate and respond to strategic changes, opportunities, and emerging trends in our industry and/or business and to accurately forecast the related impact on our revenues and earnings;

- the impact of any impairment of our goodwill, intangible assets, or other long-term assets;
- our ability to develop and commercially introduce new products and services;
- the market's acceptance of our new products and services;
- our ability to obtain adequate financing to provide the capital that may be necessary to support our current or future operations;
- the risks associated with data privacy or security breaches, computer hacking, network penetration and other illegal intrusions of our information systems or those of third-party vendors or other service providers, which may result in unauthorized access by third parties, loss, misappropriation, disclosure or corruption of customer, employee or our information; member personal health information; or other data subject to privacy laws and may lead to a disruption in our business, costs to modify, enhance, or remediate our cybersecurity measures, enforcement actions, fines or litigation against us, or damage to our business reputation;
- the impact of any new or proposed legislation, regulations and interpretations relating to Medicare, Medicare Advantage, or Medicare Supplement;
- current geopolitical turmoil and the continuing threat of domestic or international terrorism;
- the potential emergence of a health pandemic or an infectious disease outbreak;
- the impact of the Tax Act and any additional new or proposed tax legislation;
- the impact of legal proceedings involving us and/or our subsidiaries;
- the timing and likelihood of, and any conditions or requirements imposed in connection with, obtaining required stockholder approval of the Merger Agreement;
- the possibility that the closing conditions to the Merger may not be satisfied or waived;
- delay in closing the Merger or the possibility of non-consummation of the Merger;
- the risk that expected benefits, synergies and growth opportunities of the Merger may not be achieved in a timely manner or at all, including that the Merger may not be accretive within the expected timeframe or to the extent anticipated;
- the occurrence of any event that could give rise to termination of the Merger Agreement;
- the risk that stockholder litigation in connection with the Merger may affect the timing or occurrence of the Merger or result in significant costs of defense, indemnification and liability;
- the risk that we or Nutrisystem will be unable to retain or hire key personnel;
- the ability to successfully integrate Nutrisystem's business with our business following the closing;
- the risk that the significant indebtedness incurred to fund the merger consideration may limit our ability to adapt to changes in the economy or market conditions, expose us to interest rate risk for the variable rate indebtedness and require a substantial portion of cash flows from operations to be dedicated to the payment of indebtedness;
- the risk that disruption from the Merger may adversely affect our and Nutrisystem's business and ours and their respective relationships with customers, vendors or employees; and
- other risks detailed in this report, including those set forth in Item 1A. "Risk Factors."

We undertake no obligation to update or revise any such forward-looking statements.

Critical Accounting Policies

We describe our significant accounting policies in Note 1 of the notes to the consolidated financial statements. We prepare the consolidated financial statements in conformity with generally accepted accounting principles in the United States ("U.S. GAAP"), which requires us to make estimates and judgments that affect the reported amounts of assets and liabilities and related disclosures at the date of the financial statements and the reported amounts of revenues and expenses during the reporting period. Actual results may differ from those estimates.

We believe the following accounting policies are the most critical in understanding the estimates and judgments that are involved in preparing our financial statements and the uncertainties that could impact our results of operations, financial condition, and cash flows.

Revenue Recognition

Beginning in 2018, we account for revenue from contracts with customers in accordance with Accounting Standards Codification ("ASC") Topic 606. The unit of account in ASC Topic 606 is a performance obligation, which is a promise in a contract to transfer to a customer either a distinct good or service (or bundle of goods or services) or a series of distinct goods or services provided over a period of time. ASC Topic 606 requires that a contract's transaction price, which is the amount of consideration to which an entity expects to be entitled in exchange for transferring promised goods or services to a customer, is to be allocated to each performance obligation in the contract based on relative standalone selling prices and recognized as revenue when or as the performance obligation is satisfied.

We earn revenue from our three programs, SilverSneakers senior fitness, Prime Fitness and WholeHealth Living. We provide the SilverSneakers senior fitness program to members of Medicare Advantage and Medicare Supplement plans through our contracts with such plans. We offer Prime Fitness, a fitness facility access program, through contracts with commercial health plans, employers, and other sponsoring organizations that allow their members to individually purchase the program. We sell our WholeHealth Living program primarily to health plans.

The significant majority of our customer contracts contain one performance obligation - to stand ready to provide access to our network of fitness locations and fitness programming - which is satisfied over time as services are rendered each month over the contract term. There are generally no performance obligations that are unsatisfied at the end of a particular month. There was no material revenue recognized during the year ended December 31, 2018 from performance obligations satisfied in a prior period.

Our fees are variable month to month and are generally billed per member per month or billed based on a combination of PMPM and member visits to a network location. We bill PMPM fees by multiplying the contractually negotiated PMPM rate by the number of members eligible for or receiving our services during the month. We bill for member visits approximately one month in arrears once actual member visits are known. Payments from customers are typically due within 30 days of invoice date. When material, we capitalize costs to obtain contracts with customers and amortize them over the expected recovery period.

Our customer contracts include variable consideration, which is allocated to each distinct month over the contract term based on eligible members and/or member visits each month. The allocated consideration corresponds directly with the value to our customers of our services completed for the month. Under the majority of our contracts, we recognize revenue each month using the practical expedient available under ASC 606-10-55-18, which provides that revenue is recognized in the amount for which we have the right to invoice.

Although we evaluate our financial performance and make resource allocation decisions based upon the results of our single operating and reportable segment, we believe the following information depicts how our revenues and cash flows are affected by economic factors. For the year ended December 31, 2018, revenue from our SilverSneakers program, which is predominantly contracted with Medicare Advantage and Medicare Supplement plans, comprised approximately 80% of our consolidated revenues, while revenue from our Prime Fitness and WholeHealth Living programs comprised approximately 17% and 3%, respectively, of our consolidated revenues.

Sales and usage-based taxes are excluded from revenues.

Impairment of Intangible Assets and Goodwill

We review goodwill for impairment at the reporting unit level (operating segment or one level below an operating segment) on an annual basis (during the fourth quarter of our fiscal year) or more frequently whenever events or circumstances indicate that the carrying value may not be recoverable. We have a single reporting unit.

As part of the impairment evaluation, we may elect to perform a qualitative assessment to determine whether it is more likely than not that the fair value of the reporting unit is less than its carrying value. If we elect not to perform a qualitative assessment or we determine that it is more likely than not that the fair value of the reporting unit is less than its carrying value, we perform a quantitative review as described below.

During a quantitative review of goodwill, we estimate the fair value of the reporting unit based on our market capitalization and compare such fair value to the carrying value of the reporting unit. If the fair value of the reporting unit exceeds its carrying amount, no impairment is indicated. If the fair value of the reporting unit is less than its carrying amount, impairment of goodwill is measured as the excess of the carrying amount over fair value.

Except for a tradename that has an indefinite life and is not subject to amortization, we amortize identifiable intangible assets over their estimated useful lives using the straight-line method. We assess the potential impairment of intangible assets subject to amortization whenever events or changes in circumstances indicate that the carrying values may not be recoverable. If we determine that the carrying value of other identifiable intangible assets may not be recoverable, we calculate any impairment using an estimate of the asset's fair value based on the estimated price that would be received to sell the asset in an orderly transaction between market participants. We estimated the fair value of our indefinite-lived intangible asset, a tradename, using a present value technique, which requires management's estimate of future revenues attributable to this tradename, estimation of the long-term growth rate and royalty rate for this revenue, and determination of our weighted average cost of capital. Changes in these estimates and assumptions could materially affect the estimate of fair value for the tradename.

Executive Overview of Results

The key financial results for the year ended December 31, 2018 are:

- Revenues from continuing operations of \$606.3 million for the year ended December 31, 2018, up 8.9% from \$556.9 million for the year ended December 31, 2017;
- Pre-tax income from continuing operations of \$124.9 million for the year ended December 31, 2018, up 19.2% from \$104.8 million for the year ended December 31, 2017; and
- Income from continuing operations of \$97.9 million for the year ended December 31, 2018, compared to \$61.2 million for the year ended December 31, 2017.

Results of Operations

The following table sets forth the components of the consolidated statements of operations for the years ended December 31, 2018, 2017, and 2016 expressed as a percentage of revenues from continuing operations.

	Year Ended December 31,		
	2018	2017	2016
Revenues	100.0%	100.0%	100.0%
Cost of services (exclusive of depreciation and amortization included below)	71.4%	71.0%	71.3%
Selling, general and administrative expenses	5.8%	6.2%	7.9%
Depreciation and amortization	0.8%	0.6%	0.8%
Restructuring and related charges	0.0%	0.6%	1.0%
Operating income ⁽¹⁾	22.0%	21.6%	19.0%
Interest expense	1.4%	2.8%	3.5%
Income before income taxes ⁽¹⁾	20.6%	18.8%	15.6%
Income tax expense	4.5%	7.8%	4.4%
Income from continuing operations ⁽¹⁾	16.1%	11.0%	11.2%
Income (loss) from discontinued operations, net of income tax	0.1%	0.4%	(36.9)%
Net income (loss) ⁽¹⁾	16.3%	11.4%	(25.7)%
Net income (loss) attributable to non-controlling interest	—%	—%	0.1%
Net income (loss) attributable to Tivity Health ⁽¹⁾	16.3%	11.4%	(25.8)%

⁽¹⁾ Figures may not add due to rounding.

Revenues

Revenues from continuing operations for 2018 increased \$49.4 million, or 8.9%, over 2017, primarily as a result of the following: an increase of \$55.2 million due to both a net increase in the number of members eligible and enrolled to participate in our fitness solutions as well as a net increase in the average participation per member in such solutions, an increase of \$11.2 million due to contracts with new customers, and a decrease of \$17.0 million due to contract terminations and renegotiations.

Revenues from continuing operations for 2017 increased \$55.9 million, or 11.2%, over 2016, primarily as a result of the following: an increase of \$67.8 million due to both a net increase in the number of members eligible and enrolled to participate in our fitness solutions as well as a net increase in the average participation per member in such solutions, an increase of \$8.9 million due to contracts with new customers or expanded contracts with existing customers, and a decrease of \$20.8 million due to contract terminations.

Cost of Services

Cost of services from continuing operations (excluding depreciation and amortization) as a percentage of revenues increased slightly from 2017 (71.0%) to 2018 (71.4%). Overall, this slight increase is primarily attributable to a higher number of average visits per member per month in 2018 compared to 2017, and the related costs were

not fully offset by incremental revenue from such visits due to certain of these member visits relating to customer contracts in which our revenue per member is fixed, while our costs are variable. This increase is somewhat offset by lower expenses in 2018 related to salaries and benefits, including a lower amount of short-term incentive compensation based on achievement of targets, as well as lower business separation costs associated with the separation of the Network Solutions business from the disposed TPHS business.

Cost of services from continuing operations (excluding depreciation and amortization) as a percentage of revenues did not materially change from 2016 (71.3%) to 2017 (71.0%).

Selling, General and Administrative Expenses

Selling, general and administrative expenses from continuing operations as a percentage of revenues did not materially change from the year ended December 31, 2017 (6.2%) to the year ended December 31, 2018 (5.8%). Selling, general and administrative expenses from continuing operations as a percentage of revenues for the fourth quarter of 2018 was 7.2%, an increase compared to the first three quarters of 2018, primarily due to \$3.3 million of project costs incurred in connection with potential and pending acquisitions.

Selling, general and administrative expenses from continuing operations as a percentage of revenues decreased from 7.9% for the year ended December 31, 2016 to 6.2% for the year ended December 31, 2017. This decrease is primarily attributable to cost savings from the reorganization of our corporate support infrastructure that we began implementing in the third quarter of 2016 and completed in the first quarter of 2017 (the "2016 Restructuring Plan") as well as decreased consulting costs related to the sale and separation of the TPHS business in 2016.

Depreciation and Amortization

Depreciation and amortization expense from continuing operations increased \$1.3 million from 2017 to 2018, primarily due to an increase in the amount of depreciable assets.

Depreciation and amortization expense from continuing operations decreased \$0.7 million from 2016 to 2017, primarily due to a decrease in amortization expense, as all intangible assets subject to amortization became fully amortized during 2016.

Restructuring and Related Charges

During the fourth quarter of 2017, we began and completed a reorganization primarily related to streamlining our operations support (the "2017 Restructuring Plan"). We incurred restructuring charges from continuing operations of \$2.6 million related to the 2017 Restructuring Plan, which consisted entirely of severance and other employee-related costs. The 2017 Restructuring Plan resulted in total annualized savings of approximately \$3.0 million to \$4.0 million beginning in 2018, which we reinvested into the business in 2018 into initiatives intended to drive growth in 2018 and beyond.

During 2017 and 2016, we incurred restructuring charges from continuing operations of \$0.7 million and \$4.9 million, respectively, related to the 2016 Restructuring Plan, which we began implementing in the third quarter of 2016 and completed during the first quarter of 2017. Since its inception, we have incurred a total of approximately \$5.6 million in restructuring charges related to the 2016 Restructuring Plan, which consisted primarily of severance and other employee-related costs. The 2016 Restructuring Plan began to create cost savings in 2017, and we expect total savings of approximately \$15.0 million to \$16.0 million on an annualized basis, approximately half of which we reinvested into the business in 2017, primarily related to initiatives intended to drive growth beginning in 2018.

Interest Expense

Interest expense from continuing operations decreased \$6.9 million from 2017 to 2018, primarily due to a lower average level of indebtedness during 2018 compared to 2017, including the repayment of the cash convertible senior notes due 2018 (the "Cash Convertible Notes") in July 2018.

Interest expense from continuing operations decreased \$1.7 million from 2016 to 2017, primarily due to a lower average level of outstanding borrowings under our credit agreement during 2017 compared to 2016.

Income Tax Expense

See Note 8 of the notes to consolidated financial statements in this report for a discussion of income tax expense for fiscal 2018 compared to fiscal 2017. Our effective tax rate for the fourth quarter of 2018 of 10.1% decreased compared to the first three quarters of 2018 primarily due to positive tax benefits of \$4.6 million related to the vesting of stock-based compensation awards during the fourth quarter.

Liquidity and Capital Resources

Overview

On April 21, 2017, we entered into the Credit Agreement, which replaced the prior Fifth Amended and Restated Revolving Credit and Term Loan Agreement (the "Prior Credit Agreement"). The Credit Agreement provides us with (1) a \$100 million revolving credit facility that includes a \$25 million sublimit for swingline loans and a \$75 million sublimit for letters of credit, (2) a \$70 million term loan A facility, (3) a \$150 million delayed draw term loan facility, and (4) an uncommitted incremental accordion facility of \$100 million.

As of December 31, 2018, our availability under the Credit Agreement included \$88.8 million under the revolving credit facility. Proceeds of revolving loans may be used to repay outstanding indebtedness, to finance working capital needs, to finance acquisitions, to finance the repurchase of our common stock, to finance capital expenditures and for other general corporate purposes of the Company and its subsidiaries.

The term loan A was repaid in full in 2017. We are required to repay any outstanding revolving loans and the unpaid balance of the delayed draw term loan in full upon their maturity date of April 21, 2022. At December 31, 2018, the unpaid balance of the delayed draw term loan was \$25.0 million.

For a detailed description of the Credit Agreement, refer to Note 9 of the notes to consolidated financial statements in this report. The Credit Agreement contains financial covenants that require us to maintain specified ratios or levels at December 31, 2018 of (1) a maximum total funded debt to EBITDA of 3.50 and (2) a minimum total fixed charge coverage of 1.50. We were in compliance with all of the financial covenant requirements of the Credit Agreement as of December 31, 2018.

Cash Flows Provided by Operating Activities

Operating activities during the year ended December 31, 2018 provided cash of \$108.7 million compared to \$105.3 million during the year ended December 31, 2017. The slight increase in operating cash flow is primarily due to an increase in net income, mostly offset by a deterioration in days' sales outstanding due to timing of cash collections and a decrease in cash due to a higher amount of income tax payments.

Operating activities during the year ended December 31, 2017 provided cash of \$105.3 million compared to \$45.6 million during the year ended December 31, 2016. The increase in operating cash flow resulted primarily from an increase in net income, coupled with the use of tax loss carryforwards to offset taxable income and thus reduce cash taxes, as well as an improvement in days' sales outstanding, in part related to the composition of our customer base following the sale of the TPHS business.

Cash Flows Used in Investing Activities

Investing activities during the year ended December 31, 2018 used \$7.6 million in cash, compared to \$5.9 million during the year ended December 31, 2017, which was primarily due to increased capital expenditures in 2018 compared to 2017, slightly offset by proceeds received during 2018 from a release of escrow funds related to the sale of MeYou Health, LLC ("MeYou Health") in June 2016. Capital expenditures in 2018 were primarily related to computer applications/software and the development of a digital platform related to member awareness and engagement.

Investing activities during the year ended December 31, 2017 used \$5.9 million in cash, compared to \$38.9 million during the year ended December 31, 2016, which was primarily due to decreased capital expenditures in 2017 compared to 2016 and payments related to the sale of the TPHS business in 2016 that did not recur in 2017. These items were slightly offset by proceeds from the sale of the MeYou Health business in 2016. Capital expenditures in 2016 were primarily associated with our technology platform, while capital expenditures in 2017 were primarily related to computer hardware and applications/software and the development of a digital platform

related to member awareness and engagement. We expect capital expenditures to remain at lower levels when compared to the period prior to the sale of the TPHS business due to the profile of the remaining business.

Cash Flows Provided By/Used in Financing Activities

Financing activities during the year ended December 31, 2018 used \$127.6 million in cash, compared to \$74.3 million during the year ended December 31, 2017. This change is primarily due to higher net repayments of debt during 2018.

Financing activities during the year ended December 31, 2017 used \$74.3 million in cash, while financing activities during the year ended December 31, 2016 used \$6.7 million in cash. This change is primarily due to higher net payments on debt related to accelerated repayment of our term loan A facility during 2017 totaling \$70 million.

Cash Convertible Senior Notes

We repaid the Cash Convertible Notes upon their maturity on July 2, 2018 through a combination of available cash, payments made by the counterparties under privately negotiated convertible note hedge transactions (the "Cash Convertible Notes Hedges"), and available credit under the Credit Agreement, as further described in Note 9 of the notes to consolidated financial statements in this report.

For a detailed description of the Warrants underlying the Cash Convertible Notes Hedges, refer to Note 9 of the notes to consolidated financial statements included in this report.

Financing of the Pending Acquisition of Nutrisystem

In connection with the Merger Agreement, on December 9, 2018, Tivity Health entered into the Debt Commitment Letter with CS and CSLF. On December 21, 2018, December 26, 2018, December 27, 2018, December 31, 2018 and January 4, 2019, the Debt Commitment Letter was amended to add STRH, SunTrust, CGMI, Citizens, Fifth Third, Regions Bank, Regions Capital Markets, and GS, as Commitment Parties under the Debt Commitment Letter and to adjust correspondingly each Commitment Party's commitment with respect to the financing contemplated thereby.

Under the Debt Commitment Letter, among other things, CSLF, STRH, CGMI, Citizens, Fifth Third, Regions Capital Markets and GS have committed to arrange, and CS, SunTrust, CGMI, Citizens, Fifth Third, Regions Bank and GS have committed to provide, subject to terms and conditions set forth in the Debt Commitment Letter, the Financing. The Financing will be secured by a first priority security interest and lien on substantially all of the assets of Tivity Health and its wholly-owned material domestic subsidiaries.

The Commitment Parties' commitments pursuant to the Debt Commitment Letter are subject to various conditions, including consummation of the Merger in accordance with the Merger Agreement; the negotiation and execution of definitive documentation consistent with the Debt Commitment Letter; delivery of certain audited, unaudited and pro forma financial statements; the absence of a material adverse effect on Nutrisystem after December 9, 2018; the accuracy of representations and warranties of Nutrisystem in the Merger Agreement and specified representations and warranties of Tivity Health to be set forth in the definitive loan documents; the repayment of all outstanding indebtedness and other obligations of Tivity Health and Nutrisystem under their existing credit facilities; and other customary closing conditions.

General

We believe that cash flows from operating activities, our available cash, and our anticipated available credit under the Credit Agreement and the Financing will enable us to meet our contractual obligations and fund our current operations and debt payments for at least the next 12 months. We cannot assure you that we will be able to secure additional financing if needed and, if such funds are available, whether the terms or conditions will be favorable to us.

If contract development accelerates or acquisition opportunities arise, we may need to issue additional debt or equity securities to provide the funding for these increased growth opportunities. We may also issue debt or equity securities in connection with future acquisitions or strategic alliances. We cannot assure you that we would be able to issue additional debt or equity securities on terms that would be favorable to us.

Any material commitments for capital expenditures are included in the "Contractual Obligations" table below.

Contractual Obligations

The following schedule summarizes our contractual cash obligations as of December 31, 2018:

<i>(in thousands)</i>	Payments due by year ended December 31,				
	2019	2020-2021	2022-2023	2024 and After	Total
Deferred compensation plan payments ⁽¹⁾	\$ 1,330	\$ —	\$ —	\$ —	\$ 1,330
Debt and related interest ⁽²⁾	1,024	946	30,935	—	32,905
Operating lease obligations ⁽³⁾	4,022	2,951	963	—	7,936
Capital lease obligations ⁽⁴⁾	57	104	35	—	196
Severance and related obligations	2,021	—	—	—	2,021
Other contractual cash obligations ⁽⁵⁾	11,000	—	—	—	11,000
Total Contractual Cash Obligations	\$ 19,454	\$ 4,001	\$ 31,933	\$ —	\$ 55,388

- (1) Consists of payments under a non-qualified deferred compensation plan.
- (2) Consists of scheduled principal payments and estimated interest payments on outstanding borrowings under the Credit Agreement. Total estimated interest payments included in the table above are \$1.0 million for 2019, \$0.9 million for 2020 and 2021 combined and \$0.5 million for 2022 and 2023 combined.
- (3) Excludes cash receipts from sublease contracts of \$5.6 million, \$11.4 million, \$6.7 million, and \$0, respectively.
- (4) Consists of scheduled principal payments on capital lease obligations. Estimated interest payments are zero.
- (5) Other contractual cash obligations include payments related to customer incentives and marketing commitments.

Off-Balance Sheet Arrangements

We do not have any off-balance sheet arrangements as of December 31, 2018.

Recent Relevant Accounting Standards

See Note 2 of the notes to consolidated financial statements included in this report for discussion of recent relevant accounting standards.

Item 7A. Quantitative and Qualitative Disclosures About Market Risk

Interest Rate Risk

We are subject to market risk related to interest rate changes, primarily as a result of the Credit Agreement. Borrowings under the Credit Agreement generally bear interest at variable rates based on a margin or spread in excess of either (1) the one-month, two-month, three-month or six-month LIBOR rate (or with the approval of affected lenders, the 12-month LIBOR rate), which may not be less than zero, or (2) the greatest of (a) the SunTrust Bank prime lending rate, (b) the federal funds rate plus 0.50%, and (c) one-month LIBOR plus 1.00% (the "Base Rate"), as selected by the Company. The LIBOR margin varies between 1.50% and 2.75%, and the Base Rate margin varies between 0.50% and 1.75%, depending on our net leverage ratio.

We estimate that a one-point interest rate change in our floating rate debt would have resulted in a change in interest expense of approximately \$0.3 million and \$0.6 million for the years ended December 31, 2018 and 2017, respectively.

Item 8. Financial Statements and Supplementary Data

Report of Independent Registered Public Accounting Firm

To the Board of Directors and Stockholders of Tivity Health, Inc.

Opinions on the Financial Statements and Internal Control over Financial Reporting

We have audited the accompanying consolidated balance sheets of Tivity Health, Inc. and its subsidiaries (the "Company") as of December 31, 2018 and 2017, and the related consolidated statements of operations, comprehensive income (loss), changes in stockholders' equity, and cash flows for each of the three years in the period ended December 31, 2018, including the related notes (collectively referred to as the "consolidated financial statements"). We also have audited the Company's internal control over financial reporting as of December 31, 2018, based on criteria established in *Internal Control - Integrated Framework* (2013) issued by the Committee of Sponsoring Organizations of the Treadway Commission (COSO).

In our opinion, the consolidated financial statements referred to above present fairly, in all material respects, the financial position of the Company as of December 31, 2018 and 2017, and the results of its operations and its cash flows for each of the three years in the period ended December 31, 2018 in conformity with accounting principles generally accepted in the United States of America. Also in our opinion, the Company maintained, in all material respects, effective internal control over financial reporting as of December 31, 2018, based on criteria established in *Internal Control - Integrated Framework* (2013) issued by the COSO.

Basis for Opinions

The Company's management is responsible for these consolidated financial statements, for maintaining effective internal control over financial reporting, and for its assessment of the effectiveness of internal control over financial reporting, included in Management's Annual Report on Internal Control over Financial Reporting appearing under Item 9A. Our responsibility is to express opinions on the Company's consolidated financial statements and on the Company's internal control over financial reporting based on our audits. We are a public accounting firm registered with the Public Company Accounting Oversight Board (United States) (PCAOB) and are required to be independent with respect to the Company in accordance with the U.S. federal securities laws and the applicable rules and regulations of the Securities and Exchange Commission and the PCAOB.

We conducted our audits in accordance with the standards of the PCAOB. Those standards require that we plan and perform the audits to obtain reasonable assurance about whether the consolidated financial statements are free of material misstatement, whether due to error or fraud, and whether effective internal control over financial reporting was maintained in all material respects.

Our audits of the consolidated financial statements included performing procedures to assess the risks of material misstatement of the consolidated financial statements, whether due to error or fraud, and performing procedures that respond to those risks. Such procedures included examining, on a test basis, evidence regarding the amounts and disclosures in the consolidated financial statements. Our audits also included evaluating the accounting principles used and significant estimates made by management, as well as evaluating the overall presentation of the consolidated financial statements. Our audit of internal control over financial reporting included obtaining an understanding of internal control over financial reporting, assessing the risk that a material weakness exists, and testing and evaluating the design and operating effectiveness of internal control based on the assessed risk. Our audits also included performing such other procedures as we considered necessary in the circumstances. We believe that our audits provide a reasonable basis for our opinions.

Definition and Limitations of Internal Control over Financial Reporting

A company's internal control over financial reporting is a process designed to provide reasonable assurance regarding the reliability of financial reporting and the preparation of financial statements for external purposes in accordance with generally accepted accounting principles. A company's internal control over financial reporting includes those policies and procedures that (i) pertain to the maintenance of records that, in reasonable detail, accurately and fairly reflect the transactions and dispositions of the assets of the company; (ii) provide reasonable assurance that transactions are recorded as necessary to permit preparation of financial statements in accordance with generally accepted accounting principles, and that receipts and expenditures of the company are being made

only in accordance with authorizations of management and directors of the company; and (iii) provide reasonable assurance regarding prevention or timely detection of unauthorized acquisition, use, or disposition of the company's assets that could have a material effect on the financial statements.

Because of its inherent limitations, internal control over financial reporting may not prevent or detect misstatements. Also, projections of any evaluation of effectiveness to future periods are subject to the risk that controls may become inadequate because of changes in conditions, or that the degree of compliance with the policies or procedures may deteriorate.

/s/ PricewaterhouseCoopers LLP
Nashville, Tennessee
February 26, 2019

We have served as the Company's auditor since 2014.

TIVITY HEALTH, INC.
CONSOLIDATED BALANCE SHEETS
(In thousands, except share and per share data)

	December 31, 2018	December 31, 2017
Current assets:		
Cash and cash equivalents	\$ 1,933	\$ 28,440
Accounts receivable, net	67,139	55,113
Prepaid expenses	3,655	3,444
Cash convertible notes hedges	—	134,079
Income taxes receivable	720	39
Other current assets	4,658	2,180
Total current assets	78,105	223,295
Property and equipment, net of accumulated depreciation of \$30,711 and \$28,533, respectively		
	16,341	10,658
Long-term deferred tax asset	—	25,166
Intangible assets, net	29,049	29,049
Goodwill, net	334,680	334,680
Other assets	23,904	13,315
Total assets	\$ 482,079	\$ 636,163
Current liabilities:		
Accounts payable	\$ 29,103	\$ 26,804
Accrued salaries and benefits	6,512	15,018
Accrued liabilities	43,145	34,511
Cash conversion derivative	—	134,079
Current portion of long-term debt	57	145,959
Current portion of long-term liabilities	2,255	2,262
Total current liabilities	81,072	358,633
Long-term debt	30,589	—
Long-term deferred tax liability	319	—
Other long-term liabilities	1,098	5,577
Stockholders' equity:		
Preferred stock \$.001 par value, 5,000,000 shares authorized, none outstanding	—	—
Common stock \$.001 par value, 120,000,000 shares authorized, 41,049,418 and 39,729,580 shares outstanding, respectively	41	40
Additional paid-in capital	347,487	349,243
Retained earnings (accumulated deficit)	49,655	(49,148)
Treasury stock, at cost, 2,254,953 shares in treasury	(28,182)	(28,182)
Total stockholders' equity	369,001	271,953
Total liabilities and stockholders' equity	\$ 482,079	\$ 636,163

See accompanying notes to the consolidated financial statements.

TIVITY HEALTH, INC.
CONSOLIDATED STATEMENTS OF OPERATIONS
(In thousands, except earnings per share data)

	Year Ended December 31,		
	2018	2017	2016
Revenues	\$ 606,299	\$ 556,942	\$ 500,998
Cost of services (exclusive of depreciation and amortization of \$4,109, \$2,802, and \$3,468, respectively, included below)	432,714	395,605	357,120
Selling, general and administrative expenses	35,113	34,361	39,478
Depreciation and amortization	4,667	3,357	4,085
Restructuring and related charges	124	3,223	4,933
Operating income	133,681	120,396	95,382
Interest expense	8,733	15,613	17,318
Income before income taxes	124,948	104,783	78,064
Income tax expense	27,046	43,553	21,973
Income from continuing operations	\$ 97,902	\$ 61,230	\$ 56,091
Income (loss) from discontinued operations, net of income tax	901	2,485	(184,706)
Net income (loss)	\$ 98,803	\$ 63,715	\$ (128,615)
Less: net income (loss) attributable to non-controlling interest	—	—	496
Net income (loss) attributable to Tivity Health, Inc.	<u>\$ 98,803</u>	<u>\$ 63,715</u>	<u>\$ (129,111)</u>
Earnings (loss) per share attributable to Tivity Health, Inc. - basic:			
Continuing operations	\$ 2.44	\$ 1.56	\$ 1.52
Discontinued operations	\$ 0.02	\$ 0.06	\$ (5.01)
Net income (loss) ⁽¹⁾	<u>\$ 2.47</u>	<u>\$ 1.62</u>	<u>\$ (3.49)</u>
Earnings (loss) per share attributable to Tivity Health, Inc. – diluted:			
Continuing operations	\$ 2.27	\$ 1.44	\$ 1.47
Discontinued operations	\$ 0.02	\$ 0.06	\$ (4.86)
Net income (loss)	<u>\$ 2.29</u>	<u>\$ 1.50</u>	<u>\$ (3.39)</u>
Comprehensive income (loss)	\$ 98,803	\$ 68,217	\$ (128,878)
Weighted average common shares and equivalents:			
Basic	40,078	39,357	36,999
Diluted	43,073	42,547	38,075

(1) Figures may not add due to rounding.

See accompanying notes to the consolidated financial statements.

TIVITY HEALTH, INC.
CONSOLIDATED STATEMENTS OF COMPREHENSIVE INCOME (LOSS)
(In thousands)

	Year Ended December 31,		
	2018	2017	2016
Net income (loss)	\$ 98,803	\$ 63,715	\$ (128,615)
Other comprehensive income (loss), net of tax			
Net change in fair value of interest rate swaps, net of tax	—	—	239
Foreign currency translation adjustment, net of tax	—	1,458	(502)
Release of cumulative translation adjustment to loss from discontinued operations due to substantial liquidation of foreign entity	—	3,044	—
Total other comprehensive income (loss), net of tax	\$ —	\$ 4,502	\$ (263)
Comprehensive income (loss)	<u>\$ 98,803</u>	<u>\$ 68,217</u>	<u>\$ (128,878)</u>

See accompanying notes to the consolidated financial statements.

TIVITY HEALTH, INC.
CONSOLIDATED STATEMENT OF CHANGES IN STOCKHOLDERS' EQUITY
(In thousands)

	Preferred Stock	Common Stock	Additional Paid-in Capital	Retained Earnings (Accumulated Deficit)	Treasury Stock	Accumulated Other Comprehensive Income (Loss)	Total
Balance, December 31, 2015	\$ —	\$ 36	\$ 303,687	\$ 9,288	\$ (28,182)	\$ (4,239)	\$ 280,590
Comprehensive loss	—	—	—	(128,615)	—	(263)	(128,878)
Exercise of stock options	—	2	10,000	—	—	—	10,002
Tax effect of stock options and restricted stock units	—	—	(8,947)	—	—	—	(8,947)
Share-based employee compensation expense	—	—	17,538	—	—	—	17,538
Issuance of CareFirst Warrants	—	—	192	—	—	—	192
Conversion of CareFirst Convertible Note	—	1	19,999	—	—	—	20,000
Settlement of non-controlling interest	—	—	(1,199)	—	—	—	(1,199)
Balance, December 31, 2016	\$ —	\$ 39	\$ 341,270	\$ (119,327)	\$ (28,182)	\$ (4,502)	\$ 189,298
Comprehensive income	—	—	—	63,715	—	4,502	68,217
Cumulative effect of a change in accounting principle – adoption of ASU 2016-09	—	—	74	6,464	—	—	6,538
Exercise of stock options	—	1	5,722	—	—	—	5,723
Tax withholding for share-based compensation	—	—	(4,481)	—	—	—	(4,481)
Share-based employee compensation expense	—	—	6,658	—	—	—	6,658
Balance, December 31, 2017	\$ —	\$ 40	\$ 349,243	\$ (49,148)	\$ (28,182)	\$ —	\$ 271,953
Comprehensive income	—	—	—	98,803	—	—	98,803
Exercise of stock options and Warrants	—	1	1,909	—	—	—	1,910
Tax withholding for share-based compensation	—	—	(9,762)	—	—	—	(9,762)
Share-based employee compensation expense	—	—	6,097	—	—	—	6,097
Balance, December 31, 2018	\$ —	\$ 41	\$ 347,487	\$ 49,655	\$ (28,182)	\$ —	\$ 369,001

See accompanying notes to the consolidated financial statements.

TIVITY HEALTH, INC.
CONSOLIDATED STATEMENTS OF CASH FLOWS
(In thousands)

	Year Ended December 31,		
	2018	2017	2016
Cash flows from operating activities:			
Net income from continuing operations	\$ 97,902	\$ 61,230	\$ 56,091
Net income (loss) from discontinued operations	901	2,485	(184,706)
Adjustments to reconcile net income (loss) to net cash provided by operating activities:			
Depreciation and amortization	4,667	3,357	31,292
Amortization of deferred loan costs	1,152	2,887	2,209
Amortization of debt discount	4,140	8,001	7,564
Share-based employee compensation expense	6,097	6,658	17,538
(Gain) loss on sale of MeYou Health	(1,416)	—	5,325
(Gain) loss on sale of TPHS business	112	(4,733)	192,034
Loss on release of cumulative translation adjustment	—	3,044	—
Equity in income from joint ventures	—	—	(271)
Deferred income taxes	25,485	40,935	(75,942)
(Increase) decrease in accounts receivable, net	(12,311)	(3,939)	8,330
Decrease in other current assets	1,610	820	2,819
Decrease increase in accounts payable	(95)	(407)	(3,376)
Decrease in accrued salaries and benefits	(10,314)	(6,061)	(1,056)
Decrease in other current liabilities	(11,802)	(6,436)	(4,825)
Other	2,611	(2,565)	(7,425)
Net cash flows provided by operating activities	\$ 108,739	\$ 105,276	\$ 45,601
Cash flows from investing activities:			
Acquisition of property and equipment	\$ (9,053)	\$ (5,910)	\$ (14,474)
Investment in joint ventures	—	—	(1,298)
Proceeds from sale of MeYou Health	1,416	—	5,156
Payments related to sale of TPHS business	—	—	(27,469)
Other	—	—	(787)
Net cash flows used in investing activities	\$ (7,637)	\$ (5,910)	\$ (38,872)
Cash flows from financing activities:			
Proceeds from issuance of long-term debt	\$ 253,425	\$ 373,450	\$ 515,666
Payments of long-term debt	(373,536)	(449,084)	(527,115)
Proceeds from settlement of cash convertible notes hedges	141,246	—	—
Payments related to settlement of cash conversion derivative	(141,246)	—	—
Payments related to tax withholding for share-based compensation	(9,762)	(4,481)	(7,699)
Exercise of stock options	1,910	5,722	10,002
Deferred loan costs	—	(2,452)	(424)
Change in cash overdraft and other	410	2,533	2,834
Net cash flows used in financing activities	\$ (127,553)	\$ (74,312)	\$ (6,736)
Effect of exchange rate changes on cash	\$ (56)	\$ 1,784	\$ (261)
Less: net (decrease) increase in discontinued operations cash and cash equivalents	—	—	(1,637)
Net increase (decrease) in cash and cash equivalents	\$ (26,507)	\$ 26,838	\$ 1,369
Cash and cash equivalents, beginning of period	28,440	1,602	233
Cash and cash equivalents, end of period	\$ 1,933	\$ 28,440	\$ 1,602
Supplemental disclosure of cash flow information:			
Cash paid during the period for interest	\$ 4,099	\$ 4,727	\$ 7,474
Cash paid during the period for income taxes, net of refunds	\$ 3,339	\$ —	\$ 1,458
Noncash activities:			
Issuance of CareFirst Warrants	\$ —	\$ —	\$ 192
Assets acquired through capital lease obligation	\$ 209	\$ —	\$ —
Conversion of CareFirst Convertible Note	\$ —	\$ —	\$ 20,000

See accompanying notes to the consolidated financial statements.

NOTES TO CONSOLIDATED FINANCIAL STATEMENTS
Years Ended December 31, 2018, 2017, and 2016

1. Summary of Significant Accounting Policies

Tivity Health, Inc. was founded and incorporated in Delaware in 1981. Through our three programs, SilverSneakers® senior fitness, Prime® Fitness and WholeHealth Living™, we are focused on advancing long-lasting health and vitality, especially in aging populations.

Our results from continuing operations do not include the results of the total population health services ("TPHS") business, which we sold effective July 31, 2016. The TPHS business included our partnerships with Blue Zones, LLC and Dr. Dean Ornish (the Blue Zones Project by Healthways™ and Dr. Dean Ornish's Program for Reversing Heart Disease™, respectively), our joint venture with Gallup, Inc., Navvis Healthcare, LLC ("Navvis"), MeYou Health, LLC ("MeYou Health"), and our international operations, including our joint venture with SulAmérica. While Navvis and MeYou Health were part of our TPHS business, they were sold separately to other buyers in November 2015 and June 2016, respectively. Results of operations for the TPHS business have been classified as discontinued operations for all periods presented in the accompanying consolidated financial statements. See Note 4 for further information on discontinued operations.

On March 11, 2015, we formed a joint venture with SulAmérica, one of the largest independent insurers in Brazil, to sell total population health services to the Brazilian market. With its contribution, SulAmérica acquired a 49% interest in the joint venture, Healthways Brasil Servicos de Consultoria LTDA ("Healthways Brazil"). We determined that our interest in Healthways Brazil represented a controlling financial interest and, therefore, prior to selling the TPHS business, consolidated the financial statements of Healthways Brazil and presented a non-controlling interest for the portion owned by SulAmérica. The net assets and results of operations of Healthways Brazil were part of the sale of the TPHS business and are included within discontinued operations in the accompanying consolidated financial statements.

Our financial statements and accompanying notes are prepared in accordance with generally accepted accounting principles in the United States ("U.S. GAAP"). In our opinion, the accompanying consolidated financial statements of Tivity Health, Inc. and its wholly-owned subsidiaries (collectively, "Tivity Health," the "Company," or such terms as "we," "us," or "our") reflect all adjustments, consisting only of normal recurring adjustments, necessary for a fair statement. We have reclassified certain items in prior periods to conform to current classifications.

- a. Principles of Consolidation – See discussion above regarding the TPHS business, including a non-controlling interest. We have eliminated all intercompany profits, transactions, and balances.
- b. Cash and Cash Equivalents - Cash and cash equivalents primarily include cash on deposit.
- c. Accounts Receivable, net - Accounts receivable includes billed and unbilled amounts. Billed receivables represent fees that are contractually due for services performed, net of allowances for doubtful accounts (reflected as selling, general and administrative expenses). Allowances for doubtful accounts were \$0 at December 31, 2018 and 2017. Historically, we have experienced minimal instances of customer non-payment and therefore consider our accounts receivable to be collectible; however, we provide reserves, when appropriate, for doubtful accounts on a specific identification basis. Unbilled receivables primarily represent fees recognized for monthly member utilization of fitness facilities under our SilverSneakers fitness solution, billed one month in arrears.
- d. Property and Equipment - Property and equipment is carried at cost and includes expenditures that increase value or extend useful lives. We recognize depreciation using the straight-line method over useful lives of three to seven years for computer software and hardware and four to seven years for furniture and other office equipment. Leasehold improvements are depreciated over the shorter of the estimated life of the asset or the life of the lease, which ranges from two to fifteen years. Depreciation expense for the years ended December 31, 2018, 2017, and 2016 was \$4.7 million, \$3.4 million, and \$3.6 million, respectively, including depreciation of assets recorded under capital leases.
- e. Other Assets - Other assets consist primarily of shares of common stock of Sharecare (see Note 4), which are accounted for as a cost method investment, and customer incentives. We have elected the measurement

alternative to measure cost method investments that do not have a readily determinable fair value at cost less impairment, adjusted by observable price changes, with any fair value changes recognized in earnings.

- f. Intangible Assets - Intangible assets subject to amortization include customer contracts, acquired technology, and distributor and provider networks, which we amortized on a straight-line basis over estimated useful lives ranging from three to ten years. All intangible assets subject to amortization were fully amortized at December 31, 2018 and 2017.

We assess the potential impairment of intangible assets subject to amortization whenever events or changes in circumstances indicate that the carrying values may not be recoverable. If we determine that the carrying value of identifiable intangible assets may not be recoverable, we calculate any impairment using an estimate of the asset's fair value based on the estimated price that would be received to sell the asset in an orderly transaction between market participants.

Intangible assets not subject to amortization at December 31, 2018 and 2017 consist of a trade name of \$29.0 million. We review intangible assets not subject to amortization on an annual basis or more frequently whenever events or circumstances indicate that the assets might be impaired. See Note 7 for further information on intangible assets.

- g. Goodwill - We recognize goodwill for the excess of the purchase price over the fair value of tangible and identifiable intangible net assets of businesses that we acquire.

We review goodwill for impairment at the reporting unit level (operating segment or one level below an operating segment) on an annual basis (during the fourth quarter of the fiscal year) or more frequently whenever events or circumstances indicate that the carrying value may not be recoverable. We have a single reporting unit.

As part of the impairment evaluation, we may elect to perform a qualitative assessment to determine whether it is more likely than not that the fair value of the reporting unit is less than its carrying value. If we elect not to perform a qualitative assessment or we determine that it is more likely than not that the fair value of the reporting unit is less than its carrying value, we perform a quantitative review as described below.

During a quantitative review of goodwill, we estimate the fair value of the reporting unit based on our market capitalization and compare such fair value to the carrying value of the reporting unit. If the fair value of the reporting unit exceeds its carrying amount, no impairment is indicated. If the fair value of the reporting unit is less than its carrying amount, impairment of goodwill is measured as the excess of the carrying amount over fair value.

If we determine that the carrying value of goodwill is impaired, we calculate any impairment using a fair-value based goodwill impairment test as required by U.S. GAAP. The fair value of a reporting unit is the price that would be received upon a sale of the unit as a whole in an orderly transaction between market participants at the measurement date.

- h. Accounts Payable - Accounts payable consists of short-term trade obligations and includes cash overdrafts attributable to disbursements not yet cleared by the bank.
- i. Accrued Liabilities – Accrued liabilities primarily include amounts owed for estimated member visits to network locations (which actual visit data is typically received approximately one month in arrears) and other obligations that have been incurred. Estimated amounts accrued for member visits at December 31, 2018 and December 31, 2017 were \$26.1 million and \$23.1 million, respectively. Other obligations included customer incentives of \$9.8 million at December 31, 2018.
- j. Income Taxes - We file a consolidated federal income tax return that includes all of our wholly-owned subsidiaries. U.S. GAAP generally require that we record deferred income taxes for the tax effect of differences between the book and tax bases of our assets and liabilities. We recognize the tax benefit from an uncertain tax position only if it is more likely than not that the tax position will be sustained on examination by the taxing authorities, based on the technical merits of the position. The tax benefits recognized in the financial statements from such a position are measured based on the largest benefit that has a greater than 50% likelihood of being realized upon ultimate settlement.

Valuation allowances are established when necessary to reduce deferred tax assets to the amounts that are expected to be realized. When we determine that it is more likely than not that we will be able to realize our deferred tax assets in the future, an adjustment to the deferred tax asset is made and reflected in income.

- k. Revenue Recognition - On January 1, 2018, we adopted Accounting Standards Update (“ASU”) No. 2014-09 (as discussed under “Recent Relevant Accounting Standards” below) using the modified retrospective transition method applied to contracts that were not completed as of January 1, 2018. See Note 3 for a further discussion of revenue recognition.
- l. Earnings (Loss) Per Share – We calculate basic earnings (loss) per share using weighted average common shares outstanding during the period. We calculate diluted earnings (loss) per share using weighted average common shares outstanding during the period plus the effect of all dilutive potential common shares outstanding during the period unless the impact would be anti-dilutive. See Note 15 for a reconciliation of basic and diluted earnings (loss) per share.
- m. Share-Based Compensation – We recognize all share-based payments to employees in the consolidated statements of operations over the required vesting period based on estimated fair values at the date of grant. See Note 14 for further information on share-based compensation.
- n. Management Estimates – In preparing our consolidated financial statements in conformity with U.S. GAAP, management must make estimates and assumptions that affect: (1) the reported amounts of assets and liabilities and disclosure of contingent assets and liabilities at the date of the financial statements; and (2) the reported amounts of revenues and expenses during the reporting period. Actual results could differ from those estimates.

2. Recent Relevant Accounting Standards

On January 1, 2018, we adopted Accounting Standards Codification (“ASC”) Topic 606, “Revenue from Contracts with Customers” (“ASC Topic 606”) using the modified retrospective method, pursuant to which we applied ASC Topic 606 to (i) all new contracts entered into after January 1, 2018 and (ii) contracts that were not completed as of January 1, 2018. In accordance with this approach, our results for periods prior to January 1, 2018 were not revised and continue to be reported in accordance with our historical accounting under ASC Topic 605, “Revenue Recognition.” For contracts that were modified prior to January 1, 2018, we have not retrospectively restated the contract for those modifications in accordance with the contract modification guidance in ASC 606-10-25-12 and ASC 606-10-25-13 but instead, using the practical expedient available under ASC 606-10-65-1(f)(4), have reflected the aggregate effect of all modifications when identifying the satisfied and unsatisfied performance obligations, determining the transaction price, and allocating the transaction price.

The cumulative impact of our adoption of ASC Topic 606 was not material to record as of January 1, 2018, and there was no material impact on our consolidated income statement, balance sheet, or cash flows. For example, we do not have any material contract assets or contract liabilities as defined under ASC Topic 606. In addition, the incremental costs of obtaining a contract with a customer (for example, sales commissions) that would have been recognized as an asset on January 1, 2018 or on December 31, 2018 were not material to record. See Note 3 for a further discussion of revenue recognition.

On January 1, 2018, we adopted ASU No. 2016-15, “Statement of Cash Flows” (Topic 230) (“ASU 2016-15”). ASU 2016-15 addresses how certain cash receipts and cash payments are presented and classified in the statement of cash flows and is to be applied using a retrospective approach. The adoption of this standard did not have a material impact on our consolidated financial statements and related disclosures and did not result in a reclassification to items in prior periods.

On January 1, 2018, we adopted ASU No. 2017-09, “Compensation-Stock Compensation (Topic 718): Scope of Modification Accounting” (“ASU 2017-09”), which clarifies when changes to the terms or conditions of a share-based payment award must be accounted for as modifications. ASU 2017-09 is to be applied prospectively to awards modified on or after January 1, 2018. The adoption of this standard did not have an impact on our consolidated financial statements and related disclosures.

In February 2016, the Financial Accounting Standards Board (“FASB”) issued ASU No. 2016-02, “Leases” (“ASU 2016-02” or “ASC 842”), which requires that lessees recognize assets and liabilities for leases with lease terms greater than twelve months in the statement of financial position, and was effective for us on

January 1, 2019. ASU 2016-02 also requires improved disclosures to help users of financial statements better understand the amount, timing and uncertainty of cash flows arising from leases.

ASC 842 originally required entities to use a modified retrospective transition method in which companies would initially apply ASC 842 and recognize an adjustment for the effects of the transition as of the beginning of the earliest comparative period presented (January 1, 2017 for the Company). In July 2018, the FASB issued ASU No. 2018-11, "Leases (Topic 842): Targeted Improvements", which amends ASC 842 to allow entities to change the date of initial application to the beginning of the period of adoption (January 1, 2019 for the Company), with no requirement to recast comparative periods.

We adopted ASC 842 as of January 1, 2019 and are electing to recognize the cumulative effect of initially applying the standard as an adjustment to beginning retained earnings as of January 1, 2019. The significant majority of our leases are classified as operating leases. Although we are still finalizing our analysis, we expect the new lease standard to have a material effect on our consolidated financial statements. The most significant effects relate to our recognition of new right-of-use assets and lease liabilities. We do not expect ASC 842 to have a material impact on net income or the statement of cash flows. In addition, we elected the following practical expedients available under ASC 842: (1) the package of practical expedients whereby we are not required to reassess upon adoption of ASC 842 (a) whether a contract is or contains a lease, (b) lease classification, and (c) initial direct costs (ASC 842-10-65-1(f)); and (2) the short-term lease measurement and recognition exemption (ASC 842-20-25-2). ASC 842 will also require significant new disclosures about leasing activity.

In January 2017, the FASB issued ASU No. 2017-04, "Intangibles - Goodwill and Other" ("ASU 2017-04"), which simplifies the subsequent measurement of goodwill by eliminating step two from the goodwill impairment test. ASU 2017-04 is effective for annual and interim impairment tests in fiscal years beginning after December 15, 2019 and is required to be applied prospectively. Early adoption is allowed for annual goodwill impairment tests performed on testing dates after January 1, 2017. We do not anticipate that adopting this standard will have an impact on our consolidated financial statements and related disclosures.

In August 2018, the FASB issued ASU No. 2018-13, "Fair Value Measurement (Topic 820): Disclosure Framework – Changes to the Disclosure Requirements for Fair Value Measurement" ("ASU 2018-13"), which changes the fair value measurement disclosure requirements of ASC 820. ASU 2018-13 is effective for fiscal years beginning on or after December 15, 2019, including interim periods therein, and is generally required to be applied retrospectively, except for certain components that are to be applied prospectively. Early adoption is permitted for any eliminated or modified disclosures. We do not anticipate that adopting this standard will have a material impact on our disclosures.

In June 2016, the FASB issued ASU No. 2016-13, "Financial Instruments – Credit Losses (Topic 326): Measurement of Credit Losses on Financial Instruments" ("ASU 2016-13"), which requires companies to measure credit losses for financial assets held at the reporting date utilizing a methodology that reflects current expected credit losses over the lifetime of such assets. ASU 2016-13 is effective for the Company on January 1, 2020 and is generally required to be applied using the modified retrospective approach, with limited exceptions for specific instruments. We do not anticipate that adopting this standard will have an impact on our consolidated financial statements and related disclosures.

3. Revenue Recognition

Beginning in 2018, we account for revenue from contracts with customers in accordance with ASC Topic 606. The unit of account in ASC Topic 606 is a performance obligation, which is a promise in a contract to transfer to a customer either a distinct good or service (or bundle of goods or services) or a series of distinct goods or services provided over a period of time. ASC Topic 606 requires that a contract's transaction price, which is the amount of consideration to which an entity expects to be entitled in exchange for transferring promised goods or services to a customer, is to be allocated to each performance obligation in the contract based on relative standalone selling prices and recognized as revenue when or as the performance obligation is satisfied.

We earn revenue from our three programs, SilverSneakers senior fitness, Prime Fitness and WholeHealth Living. We provide the SilverSneakers senior fitness program to members of Medicare Advantage and Medicare Supplement plans through our contracts with such plans. We offer Prime Fitness, a fitness facility access program, through contracts with employers, commercial health plans, and other sponsoring organizations that allow their members to individually purchase the program. We sell our WholeHealth Living program primarily to health plans.

The significant majority of our customer contracts contain one performance obligation - to stand ready to provide access to our network of fitness locations and fitness programming - which is satisfied over time as services are rendered each month over the contract term. There are generally no performance obligations that are unsatisfied at the end of a particular month. There was no material revenue recognized during the year ended December 31, 2018 from performance obligations satisfied in a prior period.

Our fees are variable month to month and are generally billed per member per month ("PMPM") or billed based on a combination of PMPM and member visits to a network location. We bill PMPM fees by multiplying the contractually negotiated PMPM rate by the number of members eligible for or receiving our services during the month. We bill for member visits approximately one month in arrears once actual member visits are known. Payments from customers are typically due within 30 days of invoice date. When material, we capitalize costs to obtain contracts with customers and amortize them over the expected recovery period.

Our customer contracts include variable consideration, which is allocated to each distinct month over the contract term based on eligible members and/or member visits each month. The allocated consideration corresponds directly with the value to our customers of our services completed for the month. Under the majority of our contracts, we recognize revenue each month using the practical expedient available under ASC 606-10-55-18, which provides that revenue is recognized in the amount for which we have the right to invoice.

Although we evaluate our financial performance and make resource allocation decisions based upon the results of our single operating and reportable segment, we believe the following information depicts how our revenues and cash flows are affected by economic factors. For the year ended December 31, 2018, revenue from our SilverSneakers program, which is predominantly contracted with Medicare Advantage and Medicare Supplement plans, comprised approximately 80% of our consolidated revenues, while revenue from our Prime Fitness and WholeHealth Living programs comprised approximately 17% and 3%, respectively, of our consolidated revenues.

Sales and usage-based taxes are excluded from revenues.

4. Discontinued Operations

On July 27, 2016, we entered into a Membership Interest Purchase Agreement (the "Purchase Agreement") with Sharecare, Inc. ("Sharecare") and Healthways SC, LLC, a newly formed Delaware limited liability company and wholly-owned subsidiary of the Company, pursuant to which Sharecare acquired the TPHS business, which closed effective July 31, 2016 ("Closing").

At Closing, Sharecare delivered to the Company an Adjustable Convertible Equity Right (the "ACER") with an initial face value of \$30.0 million. The ACER became convertible into shares of common stock of Sharecare on July 31, 2018 at an initial conversion price of \$249.87 per share, subject to customary adjustment for stock splits, stock dividends and other reorganizations of Sharecare.

The Purchase Agreement provided for post-closing adjustments based on, among other things, any successful claims for indemnification by Sharecare (which may have resulted in a reduction in the face amount of the ACER, unless the Company elects, in its sole discretion, to satisfy any such successful claims with cash payments), none of which such claims had been made as of December 31, 2018.

At December 31, 2017, we recorded the \$39.8 million face value of the ACER at an estimated carrying value of \$10.8 million, which was classified as an equity receivable included in other long-term assets. Upon conversion of the ACER in October 2018, we obtained 159,309 shares of Sharecare common stock, which continue to be recorded in other long-term assets at a carrying value of \$10.8 million. There are certain restrictions related to selling or transferring this stock. These shares may not be sold or otherwise transferred except (i) for cash subject to the right of first refusal by Sharecare and/or one or more of its shareholders (in each case, at their option), or (ii) with the consent of Sharecare's shareholders holding at least a majority of Sharecare stock, or (iii) pursuant to certain other exemptions.

The following table presents financial results of the TPHS business included in "income (loss) from discontinued operations" for the years ended December 31, 2018, 2017, and 2016.

(In thousands)	Year Ended December 31,		
	2018	2017	2016
Revenues	\$ —	\$ —	\$ 151,780
Cost of services	30	427	173,302
Selling, general & administrative expenses	48	349	18,594
Depreciation and amortization	—	—	27,207
Restructuring and related charges	—	—	8,626
Equity in income from joint ventures	—	98	243
Pretax loss on discontinued operations	(78)	(678)	(75,706)
Pretax loss on release of cumulative translation adjustment ⁽¹⁾	—	(3,044)	—
Pretax gain (loss) on sale of MeYou Health business ⁽²⁾	1,416	—	(4,826)
Pretax income (loss) on sale of TPHS business	(112)	4,733	(202,095)
Total pretax income (loss) on discontinued operations	1,226	1,011	(282,627)
Income tax expense (benefit)	325	(1,474) ⁽³⁾	(97,921)
Income (loss) from discontinued operations, net of income tax	\$ 901	\$ 2,485	\$ (184,706)

- (1) During the second quarter of 2017, we substantially liquidated foreign entities that were part of our TPHS business, resulting in a release of the cumulative translation adjustment of \$3.0 million into loss from discontinued operations.
- (2) Includes \$1.4 million received during the three months ended June 30, 2018 from a release of escrow funds related to the sale of MeYou Health, LLC in June 2016.
- (3) Income tax benefit for the year ended December 31, 2017 includes the effect of a change in the estimate of net U.S. tax incurred in 2016 on foreign activity classified as discontinued operations.

The depreciation, amortization and significant operating and investing non-cash items of the discontinued operations were as follows:

(In thousands)	Year Ended December 31,		
	2018	2017	2016
Depreciation and amortization	\$ —	\$ —	\$ 27,207
Capital expenditures	—	—	10,258
Share-based compensation	—	—	10,144

5. Property and Equipment

Property and equipment at December 31, 2018 and 2017 consisted of the following:

(In thousands)	December 31, 2018	December 31, 2017
Leasehold improvements	\$ 10,404	\$ 10,384
Computer equipment and related software	22,200	19,508
Furniture and office equipment	8,053	8,194
Capital projects in process	6,395	1,105
Total property and equipment at cost	\$ 47,052	\$ 39,191
Less: accumulated depreciation	(30,711)	(28,533)
Total property and equipment, net	\$ 16,341	\$ 10,658

6. Goodwill

There was no change in the carrying amount of goodwill during the years ended December 31, 2018 or 2017. At each of December 31, 2018 and December 31, 2017, the gross amount of goodwill totaled \$517.0 million, and we had accumulated impairment losses of \$182.4 million.

7. Intangible Assets

Intangible assets subject to amortization at December 31, 2018 consisted of the following:

(In thousands)	Gross Carrying Amount	Accumulated Amortization	Net
Acquired technology	\$ 1,483	\$ (1,483)	—
Distributor and provider networks	8,709	(8,709)	—
Total	<u>\$ 10,192</u>	<u>\$ (10,192)</u>	<u>\$ —</u>

Intangible assets subject to amortization at December 31, 2017 consisted of the following:

(In thousands)	Gross Carrying Amount	Accumulated Amortization	Net
Acquired technology	\$ 1,733	\$ (1,733)	—
Distributor and provider networks	8,709	(8,709)	—
Total	<u>\$ 10,442</u>	<u>\$ (10,442)</u>	<u>\$ —</u>

As all intangible assets subject to amortization were fully amortized as of December 31, 2018, no amortization expense is expected over the next five years and thereafter. Total amortization expense for the years ended December 31, 2018, 2017, and 2016 was \$0, \$0, and \$0.5 million, respectively.

Intangible assets not subject to amortization at December 31, 2018 and 2017 consist of a tradename of \$29.0 million.

8. Income Taxes

Income tax expense (benefit) is comprised of the following:

(In thousands)	Year Ended December 31,		
	2018	2017	2016
Current taxes:			
Federal	\$ 29	\$ 771	\$ (426)
State	1,857	373	311
Deferred taxes:			
Federal	20,136	37,565	18,910
State	5,024	4,844	3,178
Total	<u>\$ 27,046</u>	<u>\$ 43,553</u>	<u>\$ 21,973</u>

Deferred income taxes reflect the net tax effects of temporary differences between the carrying amounts of assets and liabilities for financial reporting purposes and the amounts used for income tax purposes. The following table sets forth the significant components of our net deferred tax asset and liability as of December 31, 2018 and 2017:

(In thousands)	December 31, 2018	December 31, 2017
Deferred tax asset:		
Accruals and reserves	\$ 769	\$ 1,539
Deferred compensation	496	1,439
Share-based payments	2,111	2,944
Net operating loss carryforwards	9,430	32,122
Capital loss carryforwards	7,620	8,102
Cash Conversion Derivative	—	25,821
Tax credits	6,437	6,994
Other assets	—	320
	26,863	79,281
Valuation allowance	(10,457)	(11,462)
	<u>\$ 16,406</u>	<u>\$ 67,819</u>
Deferred tax liability:		
Property and equipment	\$ (2,600)	\$ (2,104)
Intangible assets	(14,125)	(14,728)
Cash Convertible Notes Hedges	—	(25,821)
	(16,725)	(42,653)
Net long-term deferred tax asset (liability)	<u>\$ (319)</u>	<u>\$ 25,166</u>

In December 2017, we recorded \$5.0 million of tax expense necessary to revalue our deferred tax assets and liabilities at the new 21% federal rate as enacted in the Tax Cuts and Jobs Act of 2017 (the "Tax Act"). At December 31, 2018, we provided valuation allowances for \$2.4 million of deferred tax assets associated with our international net operating loss carryforwards, \$0.5 million of deferred tax assets associated with our state net operating loss carryforwards, and \$7.6 million for deferred tax assets related to capital loss carryforwards incurred in the sale of the TPHS business. We recorded a total decrease in our valuation allowance of \$1.0 million for the year ended December 31, 2018. Our valuation allowance at December 31, 2018 is \$10.5 million.

At December 31, 2018, we had international net operating loss carryforwards totaling approximately \$8.0 million with an indefinite carryforward period, approximately \$5.2 million of federal net operating loss carryforwards, approximately \$105.1 million of state net operating loss carryforwards expiring between 2021 and 2037, approximately \$30.5 million of capital loss carryforwards expiring in 2021, and approximately \$4.6 million of foreign tax credits expiring between 2022 and 2027. Of the federal net operating loss carryforwards, \$1.4 million is subject to annual limitation under Internal Revenue Code Section 382 and expires in 2022, if not utilized. The remainder of the federal net operating loss carryforwards expires in 2037.

Upon adoption of ASU 2016-09 on January 1, 2017, we recorded a \$6.5 million increase in deferred tax assets as a cumulative-effect adjustment to retained earnings. The increase in deferred tax assets related to the previously suspended portion of net operating losses attributable to excess tax deductions from share-based payment awards.

In 2017, our undistributed foreign earnings were subject to the mandatory deemed repatriation ("toll charge") provision included in the Tax Act, and we repatriated these earnings during 2017. Due to the mandatory deemed repatriation, we recorded \$2.5 million of tax expense in continuing operations as of the date of enactment. We have no undistributed earnings at December 31, 2018 as our foreign operations are no longer active.

The difference between income tax expense computed using the statutory federal income tax rate and the effective rate is as follows:

(In thousands)	Year Ended December 31,		
	2018	2017	2016
Statutory federal income tax	\$ 26,239	\$ 36,674	\$ 27,321
State income taxes, less federal income tax benefit	6,261	5,119	3,801
Permanent items	1,496	1,750	954
Change in valuation allowance	(1,005)	—	(9,615)
Share-based compensation	(6,378)	(6,441)	—
Tax Act adjustments	—	7,442	—
Change in uncertain tax position liability	(644)	—	—
Prior year tax adjustments	(590)	(544)	(444)
Net impact of foreign operations	990	—	—
State income tax credits	677	(447)	(44)
Income tax expense	<u>\$ 27,046</u>	<u>\$ 43,553</u>	<u>\$ 21,973</u>

Uncertain Tax Positions

During 2018, we recorded a \$0.6 million reduction to an unrecognized tax benefit due to the settlement of a tax audit related to state refund claims for tax years 2012 through 2015. As of December 31, 2018, we had no unrecognized tax benefits that would affect our effective tax rate. Our policy is to include interest and penalties related to unrecognized tax benefits in income tax expense. During 2018, 2017, and 2016, there were no interest and penalties related to unrecognized tax benefits recorded as income tax expense.

The aggregate changes in the balance of unrecognized tax benefits, exclusive of interest, were as follows:

(In thousands)	
Unrecognized tax benefits at December 31, 2016	\$ —
Increases based upon tax positions related to prior years	644
Unrecognized tax benefits at December 31, 2017	<u>\$ 644</u>
Decreases based upon settlements with taxing authorities	(644)
Unrecognized tax benefits at December 31, 2018	<u>\$ —</u>

We file income tax returns in the U.S. Federal jurisdiction and in various state and foreign jurisdictions. Tax years remaining subject to examination in the U.S. Federal jurisdiction include 2015 to present.

9. Debt

The Company's debt, net of unamortized deferred loan costs, consisted of the following at December 31, 2018 and 2017:

(In thousands)	December 31, 2018	December 31, 2017
Cash Convertible Notes, net of unamortized discount	\$ —	\$ 145,861
Delayed draw term loan	25,000	—
Revolving credit facility	5,450	—
Capital lease obligations and other	196	549
	30,646	146,410
Less: deferred loan costs	—	(451)
Total debt	30,646	145,959
Less: current portion	(57)	(145,959)
Long-term debt	<u>\$ 30,589</u>	<u>\$ —</u>

Credit Facility

On April 21, 2017, we entered into a new Revolving Credit and Term Loan Agreement (the "Credit Agreement") with a group of lenders. The Credit Agreement replaced the prior Fifth Amended and Restated Revolving Credit and Term Loan Agreement (the "Prior Credit Agreement"). The Credit Agreement provides us with (1) a \$100 million revolving credit facility that includes a \$25 million sublimit for swingline loans and a \$75 million sublimit for letters of credit, (2) a \$70 million term loan A facility, (3) a \$150 million delayed draw term loan facility, and (4) an uncommitted incremental accordion facility of \$100 million.

We used the proceeds of the term loan A and cash on hand to repay all of the outstanding indebtedness under the Prior Credit Agreement and to pay transaction costs and expenses. Proceeds of revolving loans and delayed draw term loans may be used to repay outstanding indebtedness (including amounts payable upon or in respect of any conversion of the Cash Convertible Notes discussed below and the repayment of any revolving loans borrowed for such purposes), to finance working capital needs, to finance acquisitions, to finance the repurchase of our common stock, to finance capital expenditures and for other general corporate purposes of the Company and its subsidiaries. As further detailed below under "1.50% Cash Convertible Senior Notes Due 2018", on July 2, 2018, we borrowed \$100.0 million under the delayed draw term loan, which was used to repay the principal amount of the Cash Convertible Notes. No additional amounts may be borrowed under the delayed draw term after July 2, 2018.

We are required to repay any outstanding revolving loans in full on April 21, 2022. The term loan A was repaid in full during 2017 and may not be re-borrowed. We are required to repay the delayed draw term loan in quarterly principal installments calculated as follows: (1) for each of the first six quarters following the time of borrowing (beginning with the fourth quarter of 2018 and ending with the first quarter of 2020), 1.250% of the aggregate principal amount of the delayed draw term loan funded as of the last day of the immediately preceding quarter; and (2) for each of the remaining quarters prior to maturity on April 21, 2022, 1.875% of the aggregate principal amount of the delayed draw term loan funded as of the last day of the immediately preceding quarter. At maturity on April 21, 2022, the entire unpaid principal balance of the delayed draw term loan is due and payable. During the third and fourth quarters of 2018, we paid down a total of \$75.0 million on the delayed draw term loan, which satisfied all of the mandatory principal payments described in items 1 and 2 above and further reduced the principal balance due at maturity. No further principal payments are required until maturity. As of December 31, 2018, availability under the revolving credit facility totaled \$88.8 million.

Borrowings under the Credit Agreement generally bear interest at variable rates based on a margin or spread in excess of either (1) the one-month, two-month, three-month or six-month LIBOR rate (or with the approval of affected lenders, the 12-month LIBOR rate), which may not be less than zero, or (2) the greatest of (a) the SunTrust Bank prime lending rate, (b) the federal funds rate plus 0.50%, and (c) one-month LIBOR plus 1.00% (the "Base Rate"), as selected by the Company. The LIBOR margin varies between 1.50% and 2.75%, and the Base Rate margin varies between 0.50% and 1.75%, depending on our net leverage ratio. The Credit Agreement also provides for annual fees ranging between 0.20% and 0.50% of the unused commitments under the revolving credit facility and the delayed draw term loan facility and annual letter of credit fees on the daily outstanding availability under outstanding letters of credit at the applicable LIBOR margin. Extensions of credit under the Credit Agreement are secured by guarantees from all of the Company's active material domestic subsidiaries and by security interests in substantially all of the Company's and such subsidiaries' assets.

The Credit Agreement contains financial covenants that require us to maintain, as defined, (1) specified maximum ratios or levels of funded debt to EBITDA and (2) a specified minimum ratio or level of fixed charge coverage. The Credit Agreement also contains various other affirmative and negative covenants that are typical for financings of this type. Among other things, they limit repurchases of our common stock and the amount of dividends that we can pay to holders of our common stock.

1.50% Cash Convertible Senior Notes Due 2018

On July 16, 2013, we completed the issuance of \$150.0 million aggregate principal amount of cash convertible senior notes due 2018 (the "Cash Convertible Notes"), which bore interest at a rate of 1.50% per year, payable semiannually in arrears on January 1 and July 1 of each year, beginning on January 1, 2014. The Cash Convertible Notes matured on July 2, 2018. All of the holders elected to convert their Cash Convertible Notes for settlement on July 2, 2018, and none of the Cash Convertible Notes were repurchased or converted into cash prior to such date.

The cash conversion feature of the Cash Convertible Notes was a derivative liability (the "Cash Conversion Derivative") that required bifurcation from the Cash Convertible Notes in accordance with FASB ASC Topic 815, "Derivatives and Hedging" ("ASC Topic 815"), and was carried at fair value. The fair value of the Cash Conversion Derivative at the time of issuance of the Cash Convertible Notes was recorded as a debt discount for purposes of accounting for the debt component of the Cash Convertible Notes.

The debt discount was amortized over the term of the Cash Convertible Notes using the effective interest method. For the years ended December 31, 2018 and 2017, we recorded \$4.1 million and \$8.0 million, respectively, of interest expense related to the amortization of the debt discount based upon an effective interest rate of 5.7%. We also recognized interest expense of \$1.1 million, \$2.3 million, and \$2.3 million for the years ended December 31, 2018, 2017 and 2016, respectively, related to the contractual interest rate of 1.50% per year.

In connection with the issuance of the Cash Convertible Notes, we entered into privately negotiated convertible note hedge transactions (the "Cash Convertible Notes Hedges"), which were cash-settled and were intended to reduce our exposure to potential cash payments that we would be required to make if holders elected to convert the Cash Convertible Notes at a time when our stock price exceeded the conversion price. The Cash Convertible Notes Hedges were recorded as a derivative asset under ASC Topic 815 and were carried at fair value. See Note 11 for additional information regarding the Cash Convertible Notes Hedges and the Cash Conversion Derivative and their fair values.

On July 2, 2018, we repaid the \$150.0 million aggregate principal amount of the Cash Convertible Notes using a combination of available cash and proceeds from borrowings under the delayed draw term loan facility of \$100.0 million. In addition, on July 2, 2018 we settled the Cash Conversion Derivative of \$141.2 million, which was fully funded by payments made by the counterparties for the settlement of the Cash Convertible Notes Hedges.

In July 2013, we also sold separate privately negotiated warrants (the "Warrants") initially relating, in the aggregate, to approximately 7.7 million shares of our common stock underlying the Cash Convertible Notes Hedges. The Warrants are call options with an initial strike price of approximately \$25.95 per share. Since October 1, 2018, the Warrants have been subject to automatic exercise on a pro rata basis each trading day continuing for a period of 160 trading days (i.e., approximately 48,000 warrants are subject to automatic exercise on each trading day). The Warrants are net share settled by our issuing a number of shares of our common stock per Warrant with a value corresponding to the excess of the market price per share of our common stock (as measured on each warrant exercise date under the terms of the Warrants) over the applicable strike price of the Warrants. If such market price per share is less than the applicable strike price of the Warrants on any given exercise date, then the number of warrants subject to automatic exercise on such exercise date are not exercised but instead expire. The Warrants meet the definition of derivatives under the guidance in ASC Topic 815; however, because these instruments have been determined to be indexed to our own stock and meet the criteria for equity classification under ASC Topic 815, the Warrants have been accounted for as an adjustment to our additional paid-in-capital. During the fourth quarter and year ended December 31, 2018, we issued approximately 627,000 shares of common stock related to the automatic exercise of the Warrants.

When the market value per share of our common stock exceeds the strike price of the Warrants, the Warrants have a dilutive effect on net income per share, and the "treasury stock" method is used in calculating the dilutive effect on earnings per share. See Note 15 for additional information on such dilutive effect.

The following table summarizes the minimum annual principal payments and repayments of the revolving advances under the Credit Agreement for each of the next five years and thereafter:

(In thousands)	
Year ending December 31,	
2019	\$ —
2020	—
2021	—
2022	30,450
2023	—
2024 and thereafter	—
Total	\$ 30,450

10. Commitments and Contingencies

Weiner, Denham, and Allen Lawsuits

On November 6, 2017, United Healthcare issued a press release announcing expansion of its fitness benefits (“United Press Release”), and the market price of the Company's shares of common stock dropped on that same day. In connection with the United Press Release, three lawsuits have been filed against the Company as described below. We are currently not able to predict the probable outcome of these matters or to reasonably estimate a range of potential losses, if any. We intend to vigorously defend ourselves against all three complaints.

On November 20, 2017, Eric Weiner, claiming to be a stockholder of the Company, filed a complaint on behalf of stockholders who purchased the Company's common stock between February 24, 2017 and November 3, 2017 (“Weiner Lawsuit”). The Weiner Lawsuit was filed as a class action in the U.S. District Court for the Middle District of Tennessee, naming as defendants the Company, the Company's chief executive officer, chief financial officer and a former executive who served as both chief accounting officer and interim chief financial officer. The complaint alleges that the defendants violated Sections 10(b) and 20(a) of the Exchange Act and Rule 10b-5 promulgated under the Exchange Act in making false and misleading statements and omissions related to the United Press Release. The complaint seeks monetary damages on behalf of the purported class. On April 3, 2018, the Court entered an order appointing the Oklahoma Firefighters Pension and Retirement System as lead plaintiff, designated counsel for the lead plaintiff, and established certain deadlines for the case. On June 4, 2018, Plaintiff filed a first amended complaint. On August 3, 2018, the Company filed a motion to dismiss the first amended complaint and a memorandum in support of a motion to dismiss seeking dismissal on grounds that the first amended complaint fails to plead any actionable statement or omission (the “Motion to Dismiss”).

On January 26, 2018, Charles Denham, claiming to be a stockholder of the Company, filed a purported shareholder derivative action, on behalf of the Company, in the U.S. District Court for the Middle District of Tennessee, naming the Company as a nominal defendant and the Company's chief executive officer, chief financial officer, a former executive who served as both chief accounting officer and interim chief financial officer, current directors and a former director of the Company, as defendants (“Denham Lawsuit”). The complaint asserts claims for breach of fiduciary duty, waste, and unjust enrichment, largely tracking allegations in the Weiner Lawsuit. The complaint further alleges that certain defendants engaged in insider trading. The plaintiff seeks monetary damages on behalf of the Company, certain corporate governance and internal procedural reforms, and other equitable relief.

On August 24, 2018, Andrew H. Allen, claiming to be a stockholder of the Company, filed a purported shareholder derivative action, on behalf of the Company, in the U.S. District Court for the Middle District of Tennessee, naming the Company as a nominal defendant and the Company's chief executive officer, chief financial officer, a former executive who served as both chief accounting officer and interim chief financial officer, together with nine current or former directors, as defendants (the “Allen Lawsuit”). The complaint asserts claims for breach of fiduciary duty and violations of the Securities Act of 1933, as amended (the “Securities Act”) and the Exchange Act against all individual defendants, largely tracking allegations in the Weiner Lawsuit and Denham Lawsuit, and breach of fiduciary duty for insider trading against a former executive who served as both chief accounting officer and interim chief financial officer and one of the directors of the Company. The plaintiff seeks to recover damages on behalf of the Company, certain corporate governance and internal procedural reforms, and other equitable relief, including restitution from the two defendants alleged to have engaged in insider trading from all unlawfully obtained profits. On October 15, 2018, the Allen Lawsuit and the Denham Lawsuit were consolidated by stipulation, and the consolidated case was stayed pending entry of an order resolving the Motion to Dismiss filed in the Weiner Lawsuit.

Other

Additionally, from time to time, we are subject to contractual disputes, claims and legal proceedings that arise from time to time in the ordinary course of our business. Some of the legal proceedings pending against us as of the date of this report are expected to be covered by insurance policies. As these matters are subject to inherent uncertainties, our view of these matters may change in the future.

11. Fair Value Measurements

We account for certain assets and liabilities at fair value. Fair value is defined as the price that would be received upon sale of an asset or paid upon transfer of a liability in an orderly transaction between market participants at the measurement date, assuming the transaction occurs in the principal or most advantageous market for that asset or liability.

Fair Value Hierarchy

The hierarchy below lists three levels of fair value based on the extent to which inputs used in measuring fair value are observable in the market. We categorize each of our fair value measurements in one of these three levels based on the lowest level input that is significant to the fair value measurement in its entirety. These levels are:

Level 1: Quoted prices in active markets for identical assets or liabilities;

Level 2: Quoted prices for similar instruments in active markets; quoted prices for identical or similar instruments in markets that are not active; and model-based valuation techniques in which all significant assumptions are observable in the market or can be corroborated by observable market data for substantially the full term of the assets or liabilities; and

Level 3: Unobservable inputs that are supported by little or no market activity and typically reflect management's estimates of assumptions that market participants would use in pricing the asset or liability.

Assets and Liabilities Measured at Fair Value on a Non-Recurring Basis

We measure certain assets at fair value on a nonrecurring basis in the fourth quarter of the year, including the following:

- reporting units measured at fair value as part of a goodwill impairment test; and
- indefinite-lived intangible assets measured at fair value for impairment assessment.

Each of these assets above is classified as Level 3 within the fair value hierarchy.

During the fourth quarter of 2018, we reviewed goodwill for impairment at the reporting unit level (operating segment or one level below an operating segment). We have a single reporting unit. The fair value of a reporting unit is the price that would be received upon a sale of the unit as a whole in an orderly transaction between market participants at the measurement date. We estimated the fair value of the reporting unit based on our market capitalization and compared such fair value to the carrying value of the reporting unit. Because the fair value of the reporting unit exceeded its carrying amount, we determined that the carrying value of goodwill was not impaired.

Also during the fourth quarter of 2018, we estimated the fair value of our indefinite-lived intangible asset, a tradename, using a present value technique, which required management's estimate of future revenues attributable to this tradename, estimation of the long-term growth rate and royalty rate for this revenue, and determination of our weighted average cost of capital. Changes in these estimates and assumptions could materially affect the estimate of fair value for the tradename. We determined that the carrying value of the tradename was not impaired based upon the impairment review.

Assets and Liabilities Measured at Fair Value on a Recurring Basis

As described in Note 9, the Cash Convertible Notes Hedges and Cash Conversion Derivative were settled upon their maturity on July 2, 2018 and therefore had a value of \$0 at December 31, 2018. At December 31, 2017, the fair values of the Cash Convertible Notes Hedges and the Cash Conversion Derivative were measured using Level 3 inputs because these instruments were not actively traded. The Cash Convertible Notes Hedges and the Cash Conversion Derivative were designed such that changes in their fair values would offset one another, with minimal impact to the consolidated statements of operations.

The following table presents our financial instruments measured at fair value on a recurring basis using unobservable inputs (Level 3):

(In thousands)	Balance at December 31, 2017	Purchases of Level 3 Instruments	Settlements of Level 3 Instruments	Gains (Losses) Included in Earnings	Balance at December 31, 2018
Cash Convertible Notes Hedges (Assets)	\$ 134,079	\$ —	\$ (141,246)	\$ 7,167	\$ —
Cash Conversion Derivative (Liabilities)	(134,079)	—	141,246	(7,167)	—

The gains and losses included in earnings noted above represent the change in the fair value of these financial instruments and were recorded in the consolidated statements of operations as selling, general and administrative expenses.

Fair Value of Other Financial Instruments

In addition to the Cash Convertible Notes Hedges and the Cash Conversion Derivative, the estimated fair values of which are disclosed above, the estimated fair value of each class of financial instruments at December 31, 2018 was as follows:

Cash and cash equivalents – The carrying amount of \$1.9 million approximates fair value because of the short maturity of those instruments (less than three months).

Debt – The estimated fair value of outstanding borrowings under the Credit Agreement, which includes a revolving credit facility and a term loan facility (see Note 9), are determined based on the fair value hierarchy as discussed above.

The revolving credit facility and the term loan facility are not actively traded and therefore are classified as Level 2 valuations based on the market for similar instruments. The estimated fair value is based on the maximum of the prices set by the issuing bank given current market conditions and is not necessarily indicative of the amount we could realize in a current market exchange. The estimated fair value and carrying amount of outstanding borrowings under the Credit Agreement at December 31, 2018 were \$30.1 million and \$30.5 million, respectively.

12. Derivative Instruments and Hedging Activities

As of December 31, 2018, we did not hold any derivative instruments or hedges. Historically, we used derivative instruments to manage risks related to interest (through December 30, 2016), the Cash Convertible Notes (which matured and were repaid on July 2, 2018), and, prior to the sale of the TPHS business, foreign currencies. We account for derivatives in accordance with ASC Topic 815, which establishes accounting and reporting standards requiring that certain derivative instruments be recorded on the balance sheet as either an asset or liability measured at fair value. Additionally, changes in the derivative's fair value will be recognized currently in earnings unless specific hedge accounting criteria are met. We do not execute transactions or hold derivative financial instruments for trading or other purposes.

Derivative Instruments Not Designated as Hedging Instruments

The Cash Conversion Derivative and Cash Convertible Notes Hedges were settled on July 2, 2018 in conjunction with the maturity of the Cash Convertible Notes. They did not qualify for hedge accounting treatment under U.S. GAAP and were measured at fair value, with gains and losses recognized immediately in the consolidated statements of comprehensive income (loss). These derivative instruments did not have a material impact on our consolidated statements of comprehensive income (loss) for the years ended December 31, 2018 and 2017.

The Cash Conversion Derivative was accounted for as a derivative liability and carried at fair value. In order to offset the risk associated with the Cash Conversion Derivative, we entered into Cash Convertible Notes Hedges, which were cash-settled and were intended to reduce our exposure to potential cash payments that we would be required to make if holders elected to convert the Cash Convertible Notes at a time when our stock price exceeded the conversion price. The Cash Convertible Notes Hedges were accounted for as a derivative asset and carried at fair value.

The gains and losses resulting from a change in fair values of the Cash Conversion Derivative and the Cash Convertible Notes Hedges are reported in the consolidated statements of comprehensive income (loss).

(In thousands)	Year Ended December 31,		Statements of Comprehensive Income (Loss) Classification
	2018	2017	
<i>Cash Convertible Notes Hedges:</i>			
Net unrealized gain	\$ 7,167	\$ 85,718	Selling, general and administrative expense
<i>Cash Conversion Derivative:</i>			
Net unrealized loss	\$ (7,167)	\$ (85,718)	Selling, general and administrative expense

The estimated gross fair values of derivative instruments at December 31, 2018 and December 31, 2017 were as follows:

(In thousands)	December 31, 2018	December 31, 2017
Assets:		
<i>Derivatives not designated as hedging instruments:</i>		
Cash convertible notes hedges, current	\$ —	\$ 134,079
Liabilities:		
<i>Derivatives not designated as hedging instruments:</i>		
Cash conversion derivative, current	\$ —	\$ 134,079

See Note 11 for more information on fair value measurements.

13. Leases

We maintain operating lease agreements principally for our office spaces. We lease approximately 264,000 square feet of office space for our corporate headquarters in Franklin, Tennessee pursuant to an agreement that commenced in March 2008 and expires in February 2023. Approximately 221,000 square feet of such space is subleased to other tenants. We also lease approximately 92,000 square feet of office space in Chandler, Arizona, and approximately 6,000 square feet of office space in Ashburn, Virginia. The Chandler, Arizona lease began in April 2009 and expires in April 2020.

Our corporate office lease agreement in Tennessee contains escalation clauses and provides for two renewal options of five years each at then prevailing market rates. The base rent for the initial 15-year term ranges from \$4.3 million to \$6.6 million per year over the term of the lease. The landlord provided a tenant improvement allowance equal to approximately \$10.7 million. We record leasehold improvement incentives as deferred rent and amortize them as reductions to rent expense over the lease term.

Most of our operating leases include escalation clauses, some of which are fixed amounts, and some of which reflect changes in price indices. We recognize rent expense on a straight-line basis over the lease term. Certain operating leases contain renewal options to extend the lease for additional periods. For the years ended December 31, 2018, 2017, and 2016, rent expense under lease agreements, net of sublease income, was approximately \$2.7 million, \$2.5 million, and \$4.2 million, respectively. Our capital lease obligations are included in long-term debt and the current portion of long-term debt.

The following table summarizes our future minimum lease payments, net of total cash receipts from subleases of \$23.7 million, under all non-cancelable operating leases for each of the next five years and thereafter. As of December 31, 2018, future minimum lease payments under capital leases were not material.

(In thousands) Year ending December 31,	Operating Leases
2019	\$ 4,022
2020	2,040
2021	910
2022	827
2023	136
2024 and thereafter	—
Total minimum lease payments	<u>\$ 7,935</u>

14. Share-Based Compensation

We currently have three types of share-based awards outstanding to our employees and directors: stock options, restricted stock units, and market stock units. We believe that our share-based awards align the interests of our employees and directors with those of our stockholders.

We grant options under these plans at fair value on the date of grant. The options generally vest over three or four years based on service conditions and expire ten years from the date of grant. Restricted stock units generally vest over three or four years. Market stock units granted during 2016 and 2015 have a multi-year performance period ending in 2019 and 2018, respectively, and vest at the end of the three-year performance period based on total shareholder return.

We recognize share-based compensation expense for options and restricted stock units on a straight-line basis over the vesting period. We account for forfeitures as they occur. We recognize share-based compensation expense for the market stock units if the requisite service period is rendered, even if the market condition is never satisfied. All awards generally provide for accelerated vesting upon a change in control or normal or early retirement (as defined in the applicable equity award agreement or stock incentive plan). At December 31, 2018, we had reserved approximately 1.2 million shares for future equity grants under our stock incentive plan.

Following are certain amounts recognized in the consolidated statements of operations for share-based compensation arrangements for the years ended December 31, 2018, 2017, and 2016. We did not capitalize any share-based compensation costs during these periods.

(In millions)	Year Ended		
	December 31, 2018	December 31, 2017	December 31, 2016
Total share-based compensation	\$ 6.1	\$ 6.7	\$ 17.5
Share-based compensation included in cost of services	2.3	2.2	1.2
Share-based compensation included in selling, general and administrative expenses	3.8	4.4	5.9
Share-based compensation included in restructuring and related charges	—	0.1	0.3
Share-based compensation included in discontinued operations ⁽¹⁾	—	—	10.1
Total income tax benefit recognized	1.6	2.6	2.9

⁽¹⁾ Includes the acceleration of vesting in 2016 of all unvested stock options, market stock units and restricted stock units held by two former senior executives as of the Closing who had accepted employment with Sharecare.

In connection with the sale of the TPHS business, we modified approximately 92,000 options, 396,000 restricted stock units, and 75,000 market stock units by accelerating the vesting dates to July 31, 2016 (the date on which the sale of the TPHS business was consummated) for approximately 100 employees of the TPHS business. This resulted in share-based compensation expense of \$7.4 million, all of which is included in discontinued operations for the year ended December 31, 2016.

As of December 31, 2018, there was \$4.9 million of total unrecognized compensation cost related to nonvested share-based compensation arrangements granted under the stock incentive plans. That cost is expected to be recognized over a weighted average period of 1.2 years.

Stock Options

We use a lattice-based binomial option valuation model ("lattice binomial model") to estimate the fair values of stock options. We base expected volatility on historical volatility due to the low volume of traded options on our stock. The expected term of options granted is derived from the output of the lattice binomial model and represents the period of time that options granted are expected to be outstanding. We used historical data to estimate expected option exercise and post-vesting employment termination behavior within the lattice binomial model.

The following table sets forth the weighted average grant-date fair values of options and the weighted average assumptions we used to develop the fair value estimates for the year ended December 31, 2018. There were no stock options granted during fiscal 2017 or 2016.

	Year Ended December 31, 2018
Weighted average grant-date fair value of options per share	\$ 20.21
Assumptions:	
Expected volatility	56.2%
Expected dividends	—
Expected term (in years)	6.7
Risk-free rate	2.8%

A summary of options as of December 31, 2018 and the activity during the year then ended is presented below:

Options	Shares (In thousands)	Weighted Average Exercise Price Per Share	Weighted Average Remaining Contractual Term	Aggregate Intrinsic Value (In thousands)
Outstanding at January 1, 2018	507	\$ 12.98		
Granted	86	37.94		
Exercised	(156)	12.28		
Forfeited	(6)	39.45		
Expired	—	—		
Outstanding at December 31, 2018	<u>431</u>	<u>\$ 17.83</u>	<u>4.4</u>	<u>\$ 4,045</u>
Exercisable at December 31, 2018	<u>351</u>	<u>\$ 13.29</u>	<u>3.3</u>	<u>\$ 4,045</u>

The total intrinsic value, which represents the difference between the market price of the underlying common stock and the option's exercise price, of options exercised during the years ended December 31, 2018, 2017, and 2016 was \$3.9 million, \$10.5 million, and \$10.2 million, respectively.

Cash received from option exercises under all share-based payment arrangements during 2018 was \$1.9 million. The actual tax benefit realized during 2018 for the tax deductions from option exercise totaled \$1.0 million. We issue new shares of common stock upon exercise of stock options or vesting of restricted stock units and market stock units.

Nonvested Shares

The fair value of restricted stock units is determined based on the closing bid price of the Company's common stock on the grant date. The weighted average grant-date fair value of restricted stock units granted during the years ended December 31, 2018, 2017, and 2016 was \$38.12, \$32.06, and \$12.37, respectively. The fair value of market stock units is determined based on the closing bid price of the Company's common stock on the grant date,

except that the Monte Carlo simulation valuation model is used to determine the fair value of market stock units with a market condition. The weighted average grant-date fair value of all market stock units granted during fiscal 2016 was \$10.67. No market stock units were granted during 2018 or 2017.

The two tables below set forth a summary of our nonvested shares as of December 31, 2018 as well as activity during the year then ended. The total grant-date fair value of shares vested during the years ended December 31, 2018, 2017, and 2016 was \$7.6 million, \$5.7 million, and \$13.9 million, respectively.

The following table shows a summary of our restricted stock units as of December 31, 2018 as well as activity during the year then ended:

	Restricted Stock Units	
	Shares	Weighted-Average Grant Date Fair Value
	(In thousands)	
Nonvested at January 1, 2018	572	\$ 17.60
Granted	74	38.12
Vested	(339)	16.26
Forfeited	(36)	24.07
Nonvested at December 31, 2018	<u>271</u>	<u>\$ 24.07</u>

The following table shows a summary of our market stock units as of December 31, 2018 as well as activity during the year then ended:

	Market Stock Units	
	Shares	Weighted-Average Grant Date Fair Value
	(In thousands)	
Nonvested at January 1, 2018	373	\$ 9.01
Granted	—	—
Shares adjustment for above-target performance ⁽¹⁾	185	6.80
Vested	(474)	6.80
Forfeited	(39)	14.76
Nonvested at December 31, 2018	<u>45</u>	<u>\$ 18.25</u>

- (1) Represents the number of shares earned in excess of target for certain market stock units that vested during the year. These awards were reported at the target number of shares when granted.

15. Earnings (Loss) Per Share

The following is a reconciliation of the numerator and denominator of basic and diluted earnings (loss) per share for the years ended December 31, 2018, 2017, and 2016:

(In thousands except per share data)	Year Ended December 31,		
Numerator:	2018	2017	2016
Income from continuing operations attributable to Tivity Health, Inc. - numerator for earnings per share	\$ 97,902	\$ 61,230	\$ 56,091
Net income (loss) from discontinued operations attributable to Tivity Health, Inc. - numerator for earnings (loss) per share	901	2,485	(185,202)
Net income (loss) attributable to Tivity Health, Inc. - numerator for earnings (loss) per share	<u>\$ 98,803</u>	<u>\$ 63,715</u>	<u>\$ (129,111)</u>
Denominator:			
Shares used for basic income (loss) per share	40,078	39,357	36,999
Effect of dilutive stock options and restricted stock units outstanding:			
Non-qualified stock options	264	436	344
Restricted stock units	299	549	538
Warrants related to Cash Convertible Notes	2,013	1,709	—
Market stock units	419	496	194
Shares used for diluted income (loss) per share	43,073	42,547	38,075
Earnings (loss) per share attributable to Tivity Health, Inc. - basic:			
Continuing operations	\$ 2.44	\$ 1.56	\$ 1.52
Discontinued operations	\$ 0.02	\$ 0.06	\$ (5.01)
Net income (loss) ⁽¹⁾	<u>\$ 2.47</u>	<u>\$ 1.62</u>	<u>\$ (3.49)</u>
Earnings (loss) per share attributable to Tivity Health, Inc. - diluted:			
Continuing operations	\$ 2.27	\$ 1.44	\$ 1.47
Discontinued operations	\$ 0.02	\$ 0.06	\$ (4.86)
Net earnings (loss)	<u>\$ 2.29</u>	<u>\$ 1.50</u>	<u>\$ (3.39)</u>
Dilutive securities outstanding not included in the computation of earnings (loss) per share because their effect is anti-dilutive:			
Non-qualified stock options	56	4	708
Restricted stock units	36	12	333
Warrants related to Cash Convertible Notes	—	—	7,707

⁽¹⁾ Figures may not add due to rounding.

Market stock units outstanding are considered contingently issuable shares, and certain of these market stock units were excluded from the calculations of diluted earnings per share for all periods presented because the performance criteria had not been met as of the end of the reporting periods.

16. Accumulated OCI

There were no changes in accumulated other comprehensive income (loss) (“OCI”) for the year ended December 31, 2018. The following table summarizes the changes in accumulated OCI, net of tax, for the year ended December 31, 2017:

(In thousands)	Foreign Currency Translation Adjustments
Accumulated OCI, net of tax, as of January 1, 2017	\$ (4,502)
Other comprehensive income before reclassifications, net of tax of \$225	1,458
Amounts reclassified from accumulated OCI, net of tax of \$0	3,044 ⁽¹⁾
Accumulated OCI, net of tax, as of December 31, 2017	<u>\$ —</u>

⁽¹⁾ This amount was reclassified out of accumulated OCI to gain (loss) on discontinued operations during the year ended December 31, 2017 and had a tax effect of \$0.

There were no reclassifications out of accumulated OCI to income from continuing operations for the years ended December 31, 2018 and 2017.

17. Segment Disclosures and Concentrations of Risk

During 2018 and 2017, we had one operating and reportable segment. Therefore, all required segment information can be found in the consolidated financial statements. Long-lived assets and revenue from external customers attributable to our operations in the United States accounted for 100% of our consolidated long-lived assets and revenues as of and for the years ended December 31, 2018 and 2017.

During 2018, we had three customers that each accounted for 10% or more of our revenues and individually comprised approximately 20.0%, 14.6%, and 10.0%, respectively, of our revenues for 2018. No other customer accounted for 10% or more of our revenues in 2018. In addition, at December 31, 2018, we had two customers that each accounted for 10% or more of our accounts receivable, net and individually comprised approximately 26% and 13%, respectively, of our accounts receivable, net at December 31, 2018.

During 2017, we had two customers that each accounted for 10% or more of our revenues and individually comprised approximately 20.3% and 17.4%, respectively, of our revenues for 2017. No other customer accounted for 10% or more of our revenues in 2017. In addition, at December 31, 2017, we had two customers that each accounted for 10% or more of our accounts receivable, net and individually comprised approximately 31% and 11%, respectively, of our accounts receivable, net at December 31, 2017.

18. Pending Acquisition of Nutrisystem

On December 9, 2018, we entered into an Agreement and Plan of Merger (the “Merger Agreement”) with Nutrisystem, Inc. (“Nutrisystem”) and Sweet Acquisition, Inc., a wholly-owned subsidiary of Tivity Health (“Merger Sub”). The Merger Agreement provides, among other things, that, upon the terms and subject to the conditions set forth therein, Merger Sub will merge with and into Nutrisystem, with Nutrisystem surviving as a wholly-owned subsidiary of Tivity Health (the “Merger”).

Subject to the terms and conditions of the Merger Agreement, at the effective time of the Merger (the “Effective Time”), each share of common stock, par value \$.001 per share, of Nutrisystem issued and outstanding immediately prior to the Effective Time (other than shares as to which appraisal rights have been properly exercised and certain other excluded shares) will be converted into the right to receive (i) \$38.75 in cash, without interest, and (ii) 0.2141 shares of common stock of Tivity Health, with cash payable in lieu of fractional shares of common stock of Tivity Health. The Merger is expected to be completed during the first quarter of 2019 and is subject to the satisfaction of customary closing conditions including the adoption of the Merger Agreement by Nutrisystem’s stockholders.

In connection with the Merger Agreement, on December 9, 2018, Tivity Health entered into a debt commitment letter and corresponding fee letters (the "Debt Commitment Letter") with Credit Suisse AG ("CS"), and Credit Suisse Loan Funding LLC ("CSLF"). On December 21, 2018, December 26, 2018, December 27, 2018, December 31, 2018 and January 4, 2019, the Debt Commitment Letter was amended to add SunTrust Robinson Humphrey, Inc. ("STRH"), SunTrust Bank ("SunTrust"), Citigroup Global Markets Inc., on behalf of itself and Citibank, N.A., Citicorp USA, Inc., Citicorp North America, Inc. and affiliates thereof, ("CGMI"), Citizens Bank, N.A. ("Citizens"), Fifth Third Bank ("Fifth Third"), Regions Bank ("Regions Bank"), Regions Capital Markets, a division of Regions Bank, ("Regions Capital Markets"), and Goldman Sachs Bank USA, together with its affiliates, including Goldman Sachs Lending Partners LLC, ("GS," and collectively with CS, CSLF, STRH, SunTrust, CGMI, Citizens, Fifth Third, Regions Bank, Regions Capital Markets and each of their respective affiliates, the "Commitment Parties"), as Commitment Parties under the Debt Commitment Letter and to adjust correspondingly each Commitment Party's commitment with respect to the financing contemplated thereby.

Under the Debt Commitment Letter, among other things, CSLF, STRH, CGMI, Citizens, Fifth Third, Regions Capital Markets and GS have committed to arrange, and CS, SunTrust, CGMI, Citizens, Fifth Third, Regions Bank and GS have committed to provide, subject to terms and conditions set forth in the Debt Commitment Letter, a senior secured term loan facility in an aggregate principal amount of \$1,210,000,000 and a senior secured revolving credit facility in an aggregate principal amount of \$125,000,000 (collectively, the "Financing"). The Financing will be secured by a first priority security interest and lien on substantially all of the assets of Tivity Health and its wholly-owned material domestic subsidiaries.

The Commitment Parties' commitments pursuant to the Debt Commitment Letter are subject to various conditions, including consummation of the Merger in accordance with the Merger Agreement; the negotiation and execution of definitive documentation consistent with the Debt Commitment Letter; delivery of certain audited, unaudited and pro forma financial statements; the absence of a material adverse effect on Nutrisystem after December 9, 2018; the accuracy of representations and warranties of Nutrisystem in the Merger Agreement and specified representations and warranties of Tivity Health to be set forth in the definitive loan documents; the repayment of all outstanding indebtedness and other obligations of Tivity Health and Nutrisystem under their existing credit facilities; and other customary closing conditions.

19. Quarterly Financial Information (unaudited)

(In thousands, except per share data)

Year Ended December 31, 2018	First	Second	Third	Fourth ⁽¹⁾
Revenues	\$ 149,930	\$ 151,865	\$ 151,467	\$ 153,037
Gross margin	40,678	41,848	43,349	43,601
Income before income taxes	28,493	30,352	34,386	31,717
Income from continuing operations	21,336	22,683	25,357	28,526
Income from discontinued operations, net of income tax	—	901	—	—
Net income	21,336	23,584	25,357	28,526
Earnings per share – basic:				
Continuing operations ⁽²⁾	\$ 0.54	\$ 0.57	\$ 0.63	\$ 0.70
Discontinued operations ⁽²⁾	\$ —	\$ 0.02	\$ —	\$ —
Net income ^{(2) (3)}	\$ 0.54	\$ 0.59	\$ 0.63	\$ 0.70
Earnings per share – diluted:				
Continuing operations ⁽²⁾	\$ 0.49	\$ 0.52	\$ 0.59	\$ 0.67
Discontinued operations ⁽²⁾	\$ —	\$ 0.02	\$ —	\$ —
Net income ^{(2) (3)}	\$ 0.49	\$ 0.54	\$ 0.59	\$ 0.67

(In thousands, except per share data)

Year Ended December 31, 2017	First	Second	Third	Fourth ⁽⁴⁾
Revenues	\$ 140,970	\$ 138,914	\$ 137,703	\$ 139,354
Gross margin	37,914	39,195	42,465	38,970
Income before income taxes	24,852	26,800	30,289	22,843
Income from continuing operations	15,481	17,240	19,886	8,624
Income (loss) from discontinued operations, net of income tax	(220)	(3,673)	6,519	(141)
Net income	15,261	13,567	26,405	8,483
Earnings (loss) per share – basic:				
Continuing operations ⁽²⁾	\$ 0.40	\$ 0.44	\$ 0.50	\$ 0.22
Discontinued operations ⁽²⁾	\$ (0.01)	\$ (0.09)	\$ 0.17	\$ (0.00)
Net income ^{(2) (3)}	\$ 0.39	\$ 0.35	\$ 0.67	\$ 0.21
Earnings (loss) per share – diluted:				
Continuing operations ⁽²⁾	\$ 0.38	\$ 0.41	\$ 0.46	\$ 0.20
Discontinued operations ⁽²⁾	\$ (0.01)	\$ (0.09)	\$ 0.15	\$ 0.00
Net income ^{(2) (3)}	\$ 0.38	\$ 0.32	\$ 0.61	\$ 0.20

⁽¹⁾ During the fourth quarter of 2018, we incurred \$3.3 million of project costs in connection with potential and pending acquisitions, which were recorded to selling, general, and administrative expenses. In addition, our effective tax rate for the fourth quarter of 2018 of 10.1% was lower than our statutory rate primarily due to positive tax benefits of \$4.6 million related to the vesting of stock-based compensation awards during the quarter.

⁽²⁾ We calculated earnings per share for each of the quarters based on the weighted average number of shares and dilutive securities outstanding for each period. Accordingly, the sum of the quarters may not necessarily be equal to the full year income per share.

⁽³⁾ Figures may not add due to rounding.

- (4) The Tax Act was signed into law during the fourth quarter of 2017, and we incurred a non-cash charge of \$7.4 million during the quarter related to both the re-measurement of our deferred tax assets to the lower tax rate and the requirement to recalculate the impact of repatriation of our foreign earnings, which occurred earlier in the year, under provisions of the new law.

Item 9. Changes in and Disagreements with Accountants on Accounting and Financial Disclosure

Not applicable.

Item 9A. Controls and Procedures

Evaluation of Disclosure Controls and Procedures

The Company's principal executive officer and principal financial officer have reviewed and evaluated the effectiveness of the Company's disclosure controls and procedures (as defined in Rule 13a-15(e) and 15d-15(e) promulgated under the Exchange Act) as of December 31, 2018. Based on that evaluation, the principal executive officer and principal financial officer have concluded that the Company's disclosure controls and procedures are effective. They are designed to ensure that information required to be disclosed by the Company in the reports that it files or submits under the Exchange Act is recorded, processed, summarized, and reported within the time periods specified in the SEC's rules and forms and to ensure that information required to be disclosed by the Company in the reports that it files or submits under the Exchange Act is accumulated and communicated to the Company's management, including the principal executive officer and principal financial officer, to allow timely decisions regarding required disclosure.

Management's Annual Report on Internal Control over Financial Reporting

Management, including the principal executive officer and principal financial officer, is responsible for establishing and maintaining adequate internal control over financial reporting. Internal control over financial reporting is a process designed to provide reasonable assurance regarding the reliability of financial reporting and the preparation of financial statements for external purposes in accordance with generally accepted accounting principles.

Because of its inherent limitations, internal control over financial reporting may not prevent or detect misstatements. Also, projections of any evaluation of effectiveness to future periods are subject to the risk that controls may become inadequate because of changes in conditions, or that the degree of compliance with the policies and procedures may deteriorate.

Management has performed an assessment of the effectiveness of the Company's internal control over financial reporting as of December 31, 2018 based on criteria established in *Internal Control — Integrated Framework (2013)* issued by the Committee of Sponsoring Organizations of the Treadway Commission (the "COSO framework"), and believes that the COSO framework is a suitable framework for such an evaluation. Based on this assessment, management has concluded that the Company's internal control over financial reporting was effective as of December 31, 2018.

PricewaterhouseCoopers, LLP, the independent registered public accounting firm that audited the Company's consolidated financial statements for the year ended December 31, 2018, has issued an attestation report on the Company's internal control over financial reporting, which is included in this report.

Changes in Internal Control Over Financial Reporting

There have been no changes in the Company's internal controls over financial reporting during the quarter ended December 31, 2018 that have materially affected, or are reasonably likely to materially affect, the Company's internal control over financial reporting.

Item 9B. Other Information

Not applicable.

PART III

Item 10. Directors, Executive Officers and Corporate Governance

Information concerning our directors, director nomination procedures, audit committee, audit committee financial experts, code of ethics, and compliance with Section 16(a) of the Exchange Act will be included under the headings "Election of Directors," "Code of Conduct," "Corporate Governance," and "Section 16(a) Beneficial Reporting Compliance" in our Proxy Statement for the 2019 Annual Meeting of Stockholders to be held on May 23, 2019 and is incorporated herein by reference.

Pursuant to General Instruction G(3) of Form 10-K, information concerning our executive officers is included in Part I of this report, under the caption "Executive Officers of the Registrant."

Item 11. Executive Compensation

Information required by this item will be included under the headings "Executive Compensation" and "Director Compensation" in our Proxy Statement for the 2019 Annual Meeting of Stockholders to be held on May 23, 2019 and is incorporated herein by reference.

Item 12. Security Ownership of Certain Beneficial Owners and Management and Related Stockholder Matters

Information required by this item will be included under the headings "Security Ownership of Certain Beneficial Owners and Management" in our Proxy Statement for the 2019 Annual Meeting of Stockholders to be held on May 23, 2019 and is incorporated herein by reference.

Equity Compensation Plan Information

The following table summarizes, as of December 31, 2018, certain information concerning the Company's equity compensation plans under which equity securities of the Company are currently authorized for issuance.

Plan Category	Number of Shares to be Issued Upon Exercise of Outstanding Options, Warrants and Rights, in thousands ⁽¹⁾	Weighted-Average Exercise Price of Outstanding Options, Warrants and Rights ⁽²⁾	Number of Shares Remaining Available for Future Issuance Under Equity Compensation Plans (Excluding Shares Reflected in First Column), in thousands
Equity compensation plans approved by stockholders	747	\$ 17.83	1,173
Equity compensation plans not approved by stockholders	—	—	—
Total	747	\$ 17.83	1,173

⁽¹⁾ Represents 431,000 stock options, 271,000 restricted stock units, and 45,000 market stock units outstanding under the Company's Amended and Restated 2014 Stock Incentive Plan.

⁽²⁾ The weighted average exercise price does not take into account the shares issuable upon vesting of outstanding unvested restricted stock units and market stock units, which have no exercise price. The weighted average remaining contractual term of the outstanding stock options is 4.4 years.

Item 13. Certain Relationships and Related Transactions, and Director Independence

Information required by this item will be included under the heading "Corporate Governance" in our Proxy Statement for the 2019 Annual Meeting of Stockholders to be held on May 23, 2019 and is incorporated herein by reference.

Item 14. Principal Accounting Fees and Services

Information required by this item will be included under the heading "Ratification of Independent Registered Public Accounting Firm" in our Proxy Statement for the 2019 Annual Meeting of Stockholders to be held on May 23, 2019 and is incorporated herein by reference.

PART IV

Item 15. Exhibits, Financial Statement Schedules

(a) The following documents are filed as part of this report:

1. The financial statements filed as part of this report are included in Part II, Item 8 of this report.
2. We have omitted all Financial Statement Schedules because they are not required under the instructions to the applicable accounting regulations of the SEC or the information to be set forth therein is included in the financial statements or in the notes thereto.

3. **Exhibits**

- 2.1 Membership Interest Purchase Agreement dated July 27, 2016 by and among Sharecare, Inc., Healthways SC, LLC and Healthways, Inc. [incorporated by reference to Exhibit 2.1 to the Company's Current Report on Form 8-K dated August 2, 2016, File No. 000-19364]
- 2.2 Agreement and Plan of Merger, dated as of December 9, 2018, by and among the Company, Nutrisystem, Inc. and Sweet Acquisition, Inc. [incorporated by reference to Exhibit 2.1 to the Company's Current Report on Form 8-K dated December 10, 2018, File No. 000-19364]
- 3.1 Restated Certificate of Incorporation, as amended [incorporated by reference to Exhibit 3.1 to Form 10-Q of the Company's fiscal quarter ended February 29, 2008, File No. 000-19364]
- 3.2 Certificate of Amendment to Restated Certificate of Incorporation, as amended, dated as of October 10, 2013 [incorporated by reference to Exhibit 3.2 to Form 10-Q of the Company's fiscal quarter ended September 30, 2013, File No. 000-19364]
- 3.3 Certificate of Amendment to Restated Certificate of Incorporation, as amended, dated as of January 4, 2017 [incorporated by reference to Exhibit 3.1 to the Company's Current Report on Form 8-K dated January 10, 2017, File No. 000-19364]
- 3.4 Second Amended and Restated Bylaws of the Company [incorporated by reference to Exhibit 3.2 to the Company's Current Report on Form 8-K dated January 10, 2017, File No. 000-19364]
- 4.1 Article IV of the Company's Restated Certificate of Incorporation (included in Exhibit 3.1)
- 4.2 Indenture dated as of July 8, 2013 between the Company and U.S. Bank National Association [incorporated by reference to Exhibit 4.1 to the Company's Current Report on Form 8-K dated July 8, 2013, File No. 000-19364]
- 4.3 Form of 1.50% Cash Convertible Senior Note due 2018 (included in Exhibit 4.2)
- 10.1 Office Lease dated as of May 4, 2006 between the Company and Highwoods/Tennessee Holdings, L.P. [incorporated by reference to Exhibit 10.1 to the Company's Current Report on Form 8-K dated May 5, 2006, File No. 000-19364]
- 10.2 Fifth Amended and Restated Revolving Credit and Term Loan Agreement dated June 8, 2012 between the Company and SunTrust Bank as Administrative Agent, JPMorgan Chase Bank, N.A. as Documentation Agent, and U.S. Bank National Association and Fifth Third Bank as Co-Syndication Agents [incorporated by reference to Exhibit 10.1 to Company's Current Report on Form 8-K dated June 11, 2012, File No. 000-19364]
- 10.3 First Amendment to Fifth Amended and Restated Revolving Credit and Term Loan Agreement dated February 5, 2013 between the Company and SunTrust Bank as Administrative Agent [incorporated by reference to Exhibit 10.1 to the Company's Current Report on Form 8-K dated February 7, 2013, File No. 000-19364]

- 10.4 [Second Amendment to Fifth Amended and Restated Revolving Credit and Term Loan Agreement dated March 15, 2013 between the Company and SunTrust Bank as Administrative Agent \[incorporated by reference to Exhibit 10.2 to Form 10-Q of the Company's fiscal quarter ended March 31, 2013, File No. 000-19364\]](#)
- 10.5 [Third Amendment to Fifth Amended and Restated Revolving Credit and Term Loan Agreement and First Amendment to Second Amended and Restated Subsidiary Guarantee Agreement \[incorporated by reference to Exhibit 10.1 to the Company's Current Report on Form 8-K dated July 1, 2013, File No. 000-19364\]](#)
- 10.6 [Fourth Amendment to Fifth Amended and Restated Revolving Credit and Term Loan Agreement dated April 14, 2014 between the Company and SunTrust Bank as Administrative Agent \[incorporated by reference to Exhibit 10.1 to Form 10-Q of the Company's fiscal quarter ended June 30, 2014, File No. 000-19364\]](#)
- 10.7 [Fifth Amendment to Fifth Amended and Restated Revolving Credit and Term Loan Agreement dated December 29, 2014 between the Company and SunTrust Bank as Administrative Agent \[incorporated by reference to Exhibit 10.1 to the Company's Current Report on Form 8-K dated December 30, 2014, File No. 000-19364\]](#)
- 10.8 [Sixth Amendment to Fifth Amended and Restated Revolving Credit and Term Loan Agreement \[incorporated by reference to Exhibit 10.1 to Form 10-Q of the Company's fiscal quarter ended June 30, 2015, File No. 000-19364\]](#)
- 10.9 [Seventh Amendment to Fifth Amended and Restated Revolving Credit and Term Loan Agreement \[incorporated by reference to Exhibit 10.1 to the Company's Current Report on Form 8-K dated October 29, 2015, File No. 000-19364\]](#)
- 10.10 [Eighth Amendment to Fifth Amended and Restated Revolving Credit and Term Loan Agreement \[incorporated by reference to Exhibit 10.1 to the Company's Current Report on Form 8-K dated August 4, 2016, File No. 000-19364\]](#)
- 10.11 [Revolving Credit and Term Loan Agreement dated April 21, 2017 \[incorporated by reference to Exhibit 10.1 to the Company's Current Report on Form 8-K dated April 27, 2017, File No. 000-19364\]](#)
- 10.12 [Call Option Transaction Confirmation dated as of July 1, 2013 between the Company and JPMorgan Chase Bank, National Association, London Branch \[incorporated by reference to Exhibit 10.1 to the Company's Current Report on Form 8-K dated July 8, 2013, File No. 000-19364\]](#)
- 10.13 [Amendment to Call Option Transaction Confirmation dated as of July 11, 2013 between the Company and JPMorgan Chase Bank, National Association, London Branch \[incorporated by reference to Exhibit 10.1 to the Company's Current Report on Form 8-K dated July 16, 2013, File No. 000-19364\]](#)
- 10.14 [Call Option Transaction Confirmation dated as of July 1, 2013 between the Company and Morgan Stanley & Co. International plc \[incorporated by reference to Exhibit 10.2 to the Company's Current Report on Form 8-K dated July 8, 2013, File No. 000-19364\]](#)
- 10.15 [Amendment to Call Option Transaction Confirmation dated as of July 11, 2013 between the Company and Morgan Stanley & Co. Internal plc \[incorporated by reference to Exhibit 10.2 to the Company's Current Report on Form 8-K dated July 16, 2013, File No. 000-19364\]](#)
- 10.16 [Base Warrants Confirmation dated as of July 1, 2013 between the Company and JPMorgan Chase Bank, National Association, London Branch \[incorporated by reference to Exhibit 10.3 to the Company's Current Report on Form 8-K dated July 8, 2013, File No. 000-19364\]](#)
- 10.17 [Additional Warrants Confirmation dated as of July 11, 2013 between the Company and JPMorgan Chase Bank, National Association, London Branch \[incorporated by reference to Exhibit 10.3 to the Company's Current Report on Form 8-K dated July 16, 2013, File No. 000-19364\]](#)

- 10.18 Base Warrants Confirmation dated as of July 1, 2013 between the Company and Morgan Stanley & Co. International plc [incorporated by reference to Exhibit 10.4 to the Company's Current Report on Form 8-K dated July 8, 2013, File No. 000-19364]
- 10.19 Additional Warrants Confirmation dated as of July 11, 2013 between the Company and Morgan Stanley & Co. International plc [incorporated by reference to Exhibit 10.4 to the Company's Current Report on Form 8-K dated July 16, 2013, File No. 000-19364]
- 10.20 Amendment to Warrants Transaction, dated as of September 25, 2018, between Tivity Health, Inc. and JPMorgan Chase Bank, National Association, London Branch [incorporated by reference to Exhibit 10.3 to Form 10-Q of the Company's fiscal quarter ended September 30, 2018, File No. 000-19364]
- 10.21 Amendment to Warrants Transaction, dated as of September 26, 2018, between Tivity Health, Inc. and Morgan Stanley & Co. International plc [incorporated by reference to Exhibit 10.4 to Form 10-Q of the Company's fiscal quarter ended September 30, 2018, File No. 000-19364]

Management Contracts and Compensatory Plans

- 10.22 Amended and Restated Corporate and Subsidiary Capital Accumulation Plan [incorporated by reference to Exhibit 10.25 to Form 10-K of the Company's fiscal year ended December 31, 2015, File No. 000-19364]
- 10.23 Employment Agreement dated January 1, 2012 between the Company and Peter Choueiri [incorporated by reference to Exhibit 10.1 to Form 10-Q of the Company's fiscal quarter ended March 31, 2012, File No. 000-19364]
- 10.24 Amendment to Employment Agreement dated September 2, 2014 between the Company and Peter Choueiri [incorporated by reference to Exhibit 10.3 to Form 10-Q of the Company's fiscal quarter ended September 30, 2014, File No. 000-19364]
- 10.25 Employment Agreement dated July 29, 2012 between the Company and Mary Flipse [incorporated by reference to Exhibit 10.2 to Form 10-Q of the Company's fiscal quarter ended June 30, 2012, File No. 000-19364]
- 10.26 2014 Stock Incentive Plan [incorporated by reference to Exhibit 99.1 to the Company's Registration Statement on Form S-8 dated June 25, 2014, Registration No. 333-197025]
- 10.27 2007 Stock Incentive Plan, as amended [incorporated by reference to Exhibit 10.16 to Form 10-K of the Company's fiscal year ended December 31, 2012, File No. 000-19364]
- 10.28 Form of Non-Qualified Stock Option Agreement under the Company's 2007 Stock Incentive Plan [incorporated by reference to Exhibit 10.24 to Form 10-K of the Company's fiscal year ended August 31, 2007, File No. 000-19364]
- 10.29 Form of Restricted Stock Unit Award Agreement under the Company's 2007 Stock Incentive Plan [incorporated by reference to Exhibit 10.25 to Form 10-K of the Company's fiscal year ended August 31, 2007, File No. 000-19364]
- 10.30 Form of Non-Qualified Stock Option Agreement (for Directors) under the Company's 2007 Stock Incentive Plan [incorporated by reference to Exhibit 10.2 to Form 10-Q of the Company's fiscal quarter ended June 30, 2010, File No. 000-19364]
- 10.31 Form of Restricted Stock Unit Award Agreement (for Directors) under the Company's 2007 Stock Incentive Plan [incorporated by reference to Exhibit 10.3 to Form 10-Q of the Company's fiscal quarter ended June 30, 2010, File No. 000-19364]
- 10.32 Form of Non-Qualified Stock Option Agreement under the Company's 2007 Stock Incentive Plan [incorporated by reference to Exhibit 10.2 to Form 10-Q of the Company's fiscal quarter ended March 31, 2012, File No. 000-19364]

- 10.33 Form of Restricted Stock Unit Award Agreement under the Company's 2007 Stock Incentive Plan [incorporated by reference to Exhibit 10.3 to Form 10-Q of the Company's fiscal quarter ended March 31, 2012, File No. 000-19364]
- 10.34 Form of Non-Qualified Stock Option Agreement under the Company's 2007 Stock Incentive Plan [incorporated by reference to Exhibit 10.28 to Form 10-K of the Company's fiscal year ended December 31, 2012, File No. 000-19364]
- 10.35 Form of Restricted Stock Unit Award Agreement under the Company's 2007 Stock Incentive Plan [incorporated by reference to Exhibit 10.29 to Form 10-K of the Company's fiscal year ended December 31, 2012, File No. 000-19364]
- 10.36 Form of Non-Qualified Stock Option Award Agreement (for Executive Officers) under the Company's 2014 Stock Incentive Plan [incorporated by reference to Exhibit 10.4 to Form 10-Q of the Company's fiscal quarter ended June 30, 2014, File No. 000-19364]
- 10.37 Form of Restricted Stock Unit Award Agreement (for Executive Officers) under the Company's 2014 Stock Incentive Plan [incorporated by reference to Exhibit 10.5 to Form 10-Q of the Company's fiscal quarter ended June 30, 2014, File No. 000-19364]
- 10.38 Form of Non-Qualified Stock Option Award Agreement (for Directors) under the Company's 2014 Stock Incentive Plan [incorporated by reference to Exhibit 10.8 to Form 10-Q of the Company's fiscal quarter ended June 30, 2014, File No. 000-19364]
- 10.39 Form of Restricted Stock Unit Award Agreement (for Directors) under the Company's 2014 Stock Incentive Plan [incorporated by reference to Exhibit 10.9 to Form 10-Q of the Company's fiscal quarter ended June 30, 2014, File No. 000-19364]
- 10.40 Form of Restricted Stock Unit Award Agreement (for Executive Officers) for November 1, 2016 under the Company's Amended and Restated 2014 Stock Incentive Plan [incorporated by reference to Exhibit 10.46 to Form 10-K of the Company's fiscal year ended December 31, 2016, File No. 000-19364]
- 10.41 Form of Restricted Stock Unit Award Agreement (for Directors) under the Company's Amended and Restated 2014 Stock Incentive Plan [incorporated by reference to Exhibit 10.2 to Form 10-Q of the Company's fiscal quarter ended June 30, 2015, File No. 000-19364]
- 10.42 Form of Restricted Stock Unit Award Agreement (for Directors) under the Company's Amended and Restated 2014 Stock Incentive Plan [incorporated by reference to Exhibit 10.3 to Form 10-Q of the Company's fiscal quarter ended June 30, 2016, File No. 000-19364]
- 10.43 Form of Restricted Stock Unit Award Agreement (for Executive Officers) One-Year Cliff Vesting under the Company's Amended and Restated 2014 Stock Incentive Plan [incorporated by reference to Exhibit 10.3 to Form 10-Q of the Company's fiscal quarter ended June 30, 2015, File No. 000-19364]
- 10.44 Tivity Health, Inc. Amended and Restated 2014 Stock Incentive Plan [incorporated by reference to Exhibit 99.1 to the Company's Registration Statement on Form S-8 dated May 19, 2015, Registration No. 333-204313]
- 10.45 Form of Restricted Stock Unit Award Agreement (for Executive Officers) for July 1, 2015 under the Company's Amended and Restated 2014 Stock Incentive Plan [incorporated by reference to Exhibit 10.1 to Form 10-Q of the Company's fiscal quarter ended September 30, 2015, File No. 000-19364]
- 10.46 Employment Agreement, dated August 3, 2015, between Healthways, Inc. and Donato Tramuto [incorporated by reference to Exhibit 10.1 to the Company's Current Report on Form 8-K dated August 7, 2015, File No. 000-19364]
- 10.47 Form of Restricted Stock Unit Award Agreement for Mr. Tramuto [incorporated by reference to Exhibit 10.1 to the Company's Current Report on Form 8-K dated August 7, 2015, File No. 000-19364]

- 10.48 [Form of Market Stock Unit Award Agreement for Mr. Tramuto \[incorporated by reference to Exhibit 10.1 to the Company's Current Report on Form 8-K dated August 7, 2015, File No. 000-19364\]](#)
- 10.49 [Form of Market Stock Unit Award Agreement under the Company's Amended and Restated 2014 Stock Incentive Plan for September 24, 2015 \[incorporated by reference to Exhibit 10.1 to the Company's Current Report on Form 8-K dated September 28, 2015, File No. 000-19364\]](#)
- 10.50 [Revised Form of Market Stock Unit Award Agreement under the Company's Amended and Restated 2014 Stock Incentive Plan for September 24, 2015 \[incorporated by reference to Exhibit 10.70 to Form 10-K of the Company's fiscal year ended December 31, 2015, File No. 000-19364\]](#)
- 10.51 [Form of Market Stock Unit Award Agreement under the Company's Amended and Restated 2014 Stock Incentive Plan for March 31, 2016 \[incorporated by reference to Exhibit 10.1 to Form 10-Q of the Company's fiscal quarter ended March 31, 2016, File No. 000-19364\]](#)
- 10.52 [Form of Restricted Stock Unit Award Agreement under the Company's Amended and Restated 2014 Stock Incentive Plan \(for Executive Officers and Other Senior Officers\) for September 24, 2015 \[incorporated by reference to Exhibit 10.2 to the Company's Current Report on Form 8-K dated September 28, 2015, File No. 000-19364\]](#)
- 10.53 [Revised Form of Restricted Stock Unit Award Agreement \(for Executive Officers and Other Senior Officers\) for September 24, 2015 \[incorporated by reference to Exhibit 10.73 to Form 10-K of the Company's fiscal year ended December 31, 2015, File No. 000-19364\]](#)
- 10.54 [Form of Director Indemnification Agreement \[incorporated by reference to Exhibit 10.1 to the Company's Current Report on Form 8-K dated June 2, 2016, File No. 000-19364\]](#)
- 10.55 [Employment Agreement, dated May 22, 2017, between Tivity Health, Inc. and Adam C. Holland \[incorporated by reference to Exhibit 10.1 to the Company's Current Report on Form 8-K dated May 25, 2017, File No. 000-19364\]](#)
- 10.56 [Form of Non-Qualified Stock Option Award Agreement \(for Executive Officers\) under the Company's 2014 Stock Incentive Plan \[incorporated by reference to Exhibit 10.1 to Form 10-Q of the Company's fiscal quarter ended March 31, 2018, File No. 000-19364\]](#)
- 10.57 [Form of Restricted Stock Unit Award Agreement \(for Directors\) under the Company's Amended and Restated 2014 Stock Incentive Plan \[incorporated by reference to Exhibit 10.1 to Form 10-Q of the Company's fiscal quarter ended June 30, 2018, File No. 000-19364\]](#)
- 10.58 [Offer of Employment Letter between the Company and Ryan Wagers dated as of September 14, 2018 \[incorporated by reference to Exhibit 10.2 to Form 10-Q of the Company's fiscal quarter ended September 30, 2018, File No. 000-19364\]](#)
- 21 [Subsidiary List](#)
- 23 [Consent of PricewaterhouseCoopers LLP](#)
- 31.1 [Certification pursuant to section 302 of the Sarbanes-Oxley Act of 2002 made by Donato Tramuto, Chief Executive Officer](#)
- 31.2 [Certification pursuant to section 302 of the Sarbanes-Oxley Act of 2002 made by Adam Holland, Chief Financial Officer](#)
- 32 [Certification Pursuant to 18 U.S.C section 1350 as adopted pursuant to Section 906 of the Sarbanes-Oxley Act of 2002 made by Donato Tramuto, Chief Executive Officer, and Adam Holland, Chief Financial Officer](#)
- 101.INS XBRL Instance Document

101.SCH XBRL Taxonomy Extension Schema
101.CAL XBRL Taxonomy Extension Calculation Linkbase
101.DEF XBRL Taxonomy Extension Definition Linkbase
101.LAB XBRL Taxonomy Extension Label Linkbase
101.PRE XBRL Taxonomy Extension Presentation Linkbase

(b) Exhibits

Refer to Item 15(a)(3) above.

(c) Not applicable

Item 16. Form 10-K Summary

None.

SIGNATURES

Pursuant to the requirements of section 13 or 15(d) of the Securities Exchange Act of 1934, the registrant has duly caused this report to be signed on its behalf by the undersigned, thereunto duly authorized.

TIVITY HEALTH, INC.

February 26, 2019

By: /s/ Donato J. Tramuto
Donato J. Tramuto
Chief Executive Officer

Pursuant to the requirements of the Securities Exchange Act of 1934, this report has been signed by the following persons on behalf of the Registrant and in the capacities and on the dates indicated.

<u>Signature</u>	<u>Title</u>	<u>Date</u>
<u>/s/ Donato J. Tramuto</u> Donato J. Tramuto	Chief Executive Officer and Director (Principal Executive Officer)	February 26, 2019
<u>/s/ Adam C. Holland</u> Adam C. Holland	Chief Financial Officer (Principal Financial Officer)	February 26, 2019
<u>/s/ Ryan Wagers</u> Ryan Wagers	Controller and Chief Accounting Officer (Principal Accounting Officer)	February 26, 2019
<u>/s/ Kevin G. Wills</u> Kevin G. Wills	Chairman of the Board and Director	February 26, 2019
<u>/s/ Sara J. Finley</u> Sara J. Finley	Director	February 26, 2019
<u>/s/ Beth M. Jacob</u> Beth M. Jacob	Director	February 26, 2019
<u>/s/ Archelle Georgiou, M.D.</u> Archelle Georgiou, M.D.	Director	February 26, 2019
<u>/s/ Robert J. Greczyn, Jr.</u> Robert J. Greczyn, Jr.	Director	February 26, 2019
<u>/s/ Peter A. Hudson, M.D.</u> Peter A, Hudson, M.D.	Director	February 26, 2019
<u>/s/ Bradley S. Karro</u> Bradley S. Karro	Director	February 26, 2019
<u>/s/ Paul H. Keckley</u> Paul H. Keckley, Ph.D.	Director	February 26, 2019
<u>/s/ Lee A. Shapiro</u> Lee A. Shapiro	Director	February 26, 2019