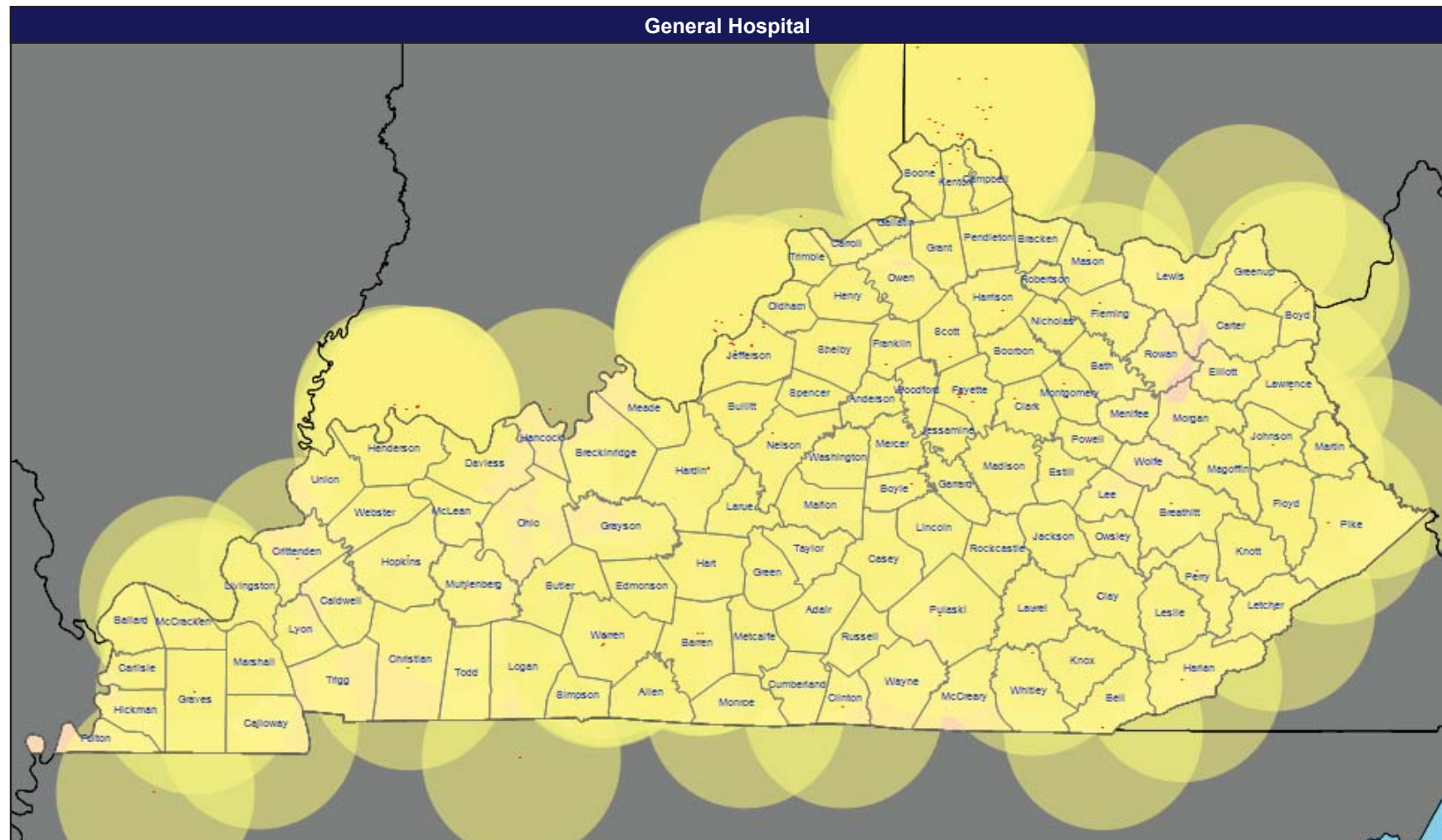


Network Analysis
Map

1



© 2020 Quest Analytics, LLC.

January 24, 2020

Kentucky

General Hospital

94 providers at 115 locations

● All providers

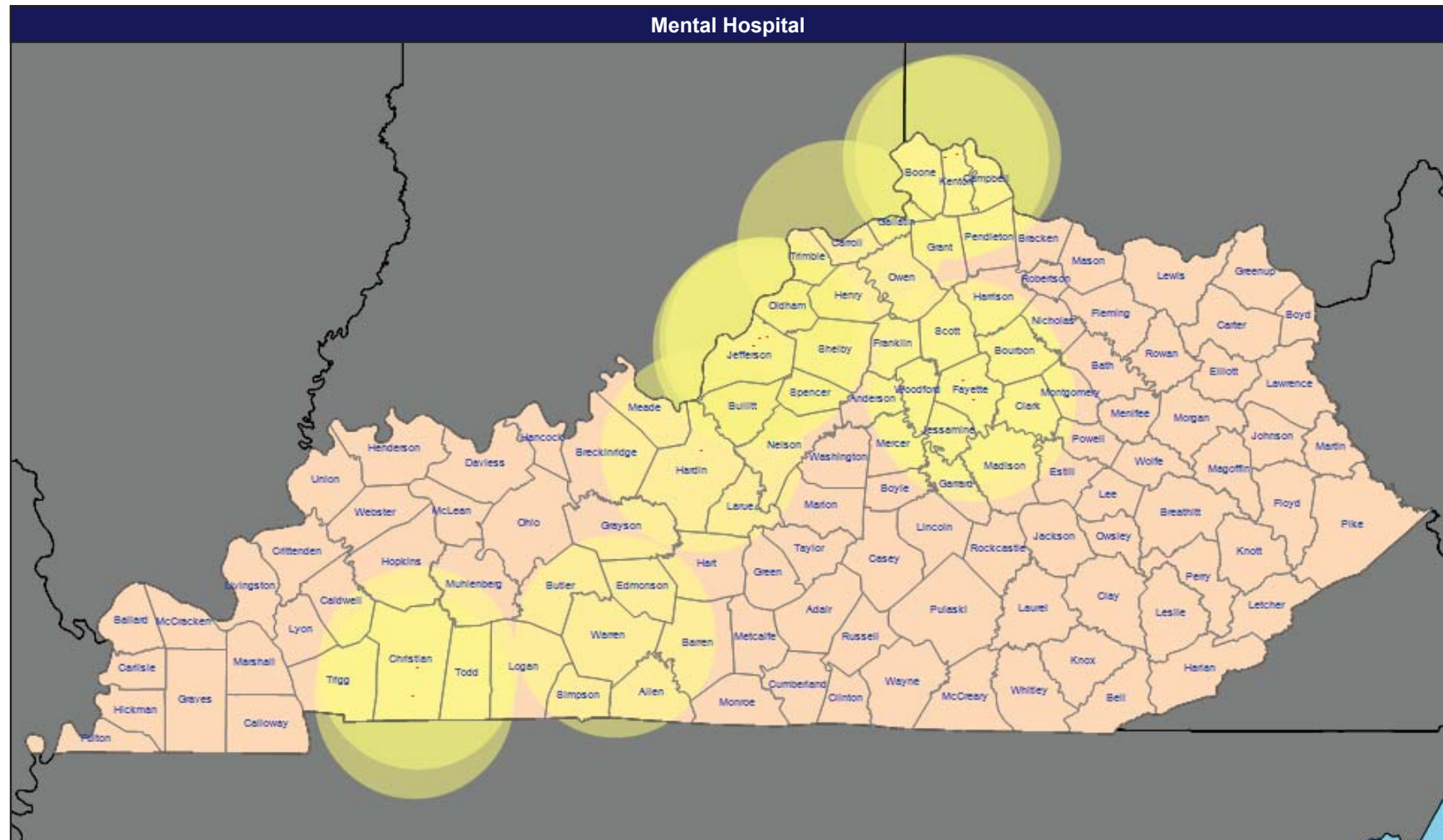
○ 30 mile radius

Service Areas

42.46 miles

Network Analysis
Map

2



© 2020 Quest Analytics, LLC.

January 24, 2020

Kentucky

Mental Hospital

11 providers at 12 locations

● All providers

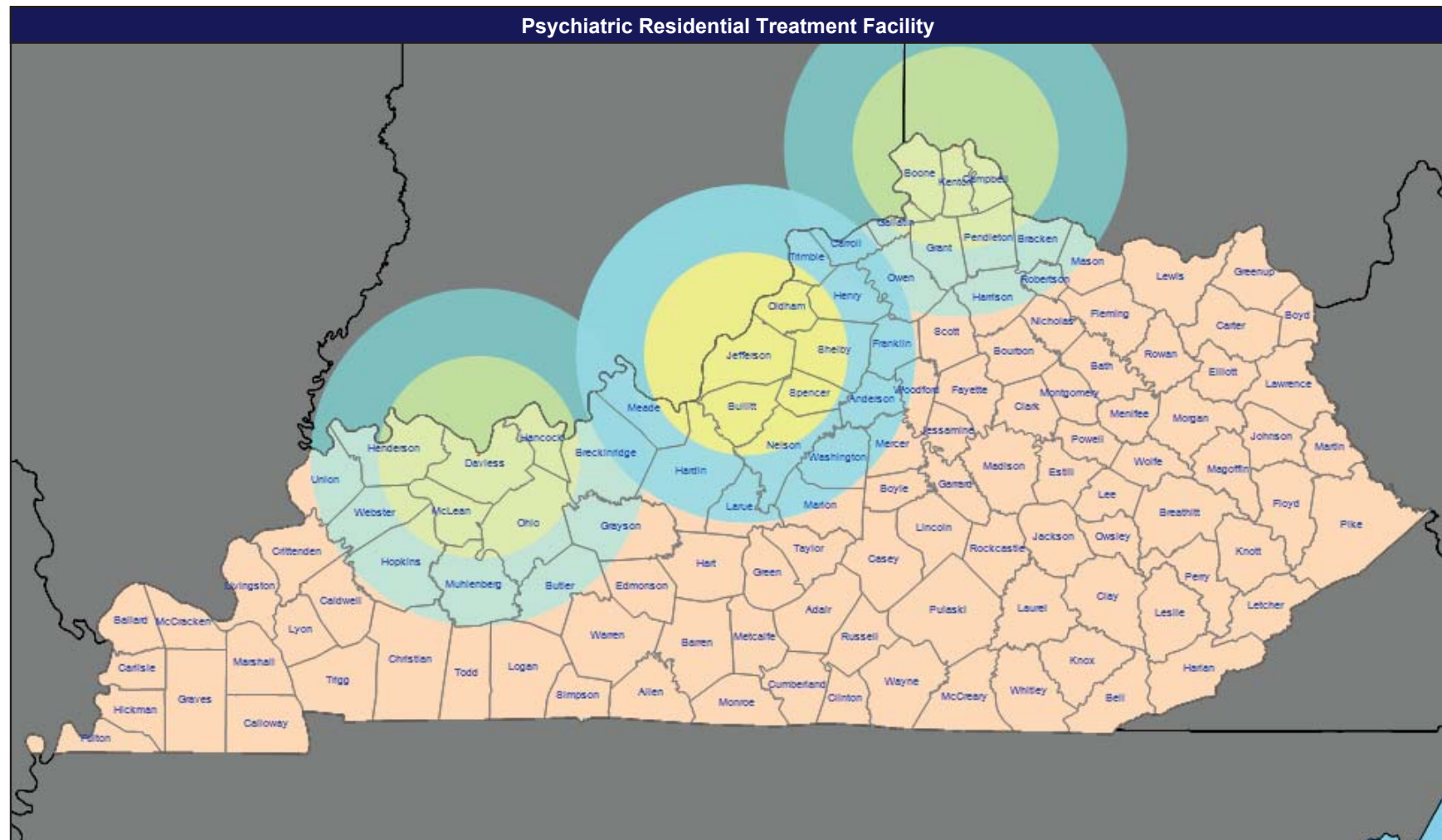
○ 30 mile radius

Service Areas

42.46 miles

Network Analysis
Map

3



© 2020 Quest Analytics, LLC.

January 24, 2020

Psychiatric Residential Treatment Facility

8 providers at 5 locations

- All providers
- 30 mile radius
- 50 mile radius

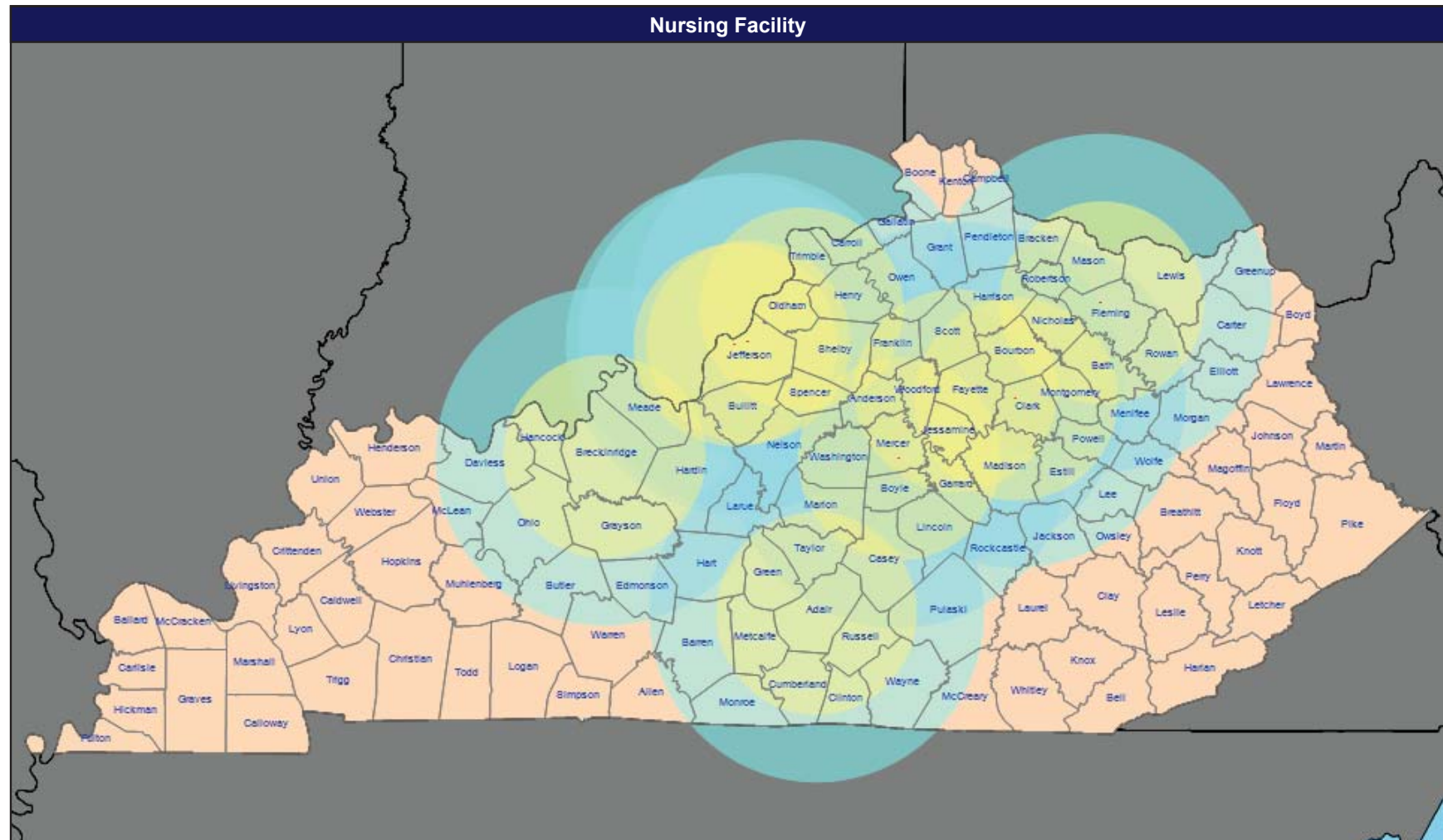
Service Areas

■ Kentucky

42.46 miles

Network Analysis
Map

4



© 2020 Quest Analytics, LLC.

January 24, 2020

Nursing Facility

9 providers at 9 locations

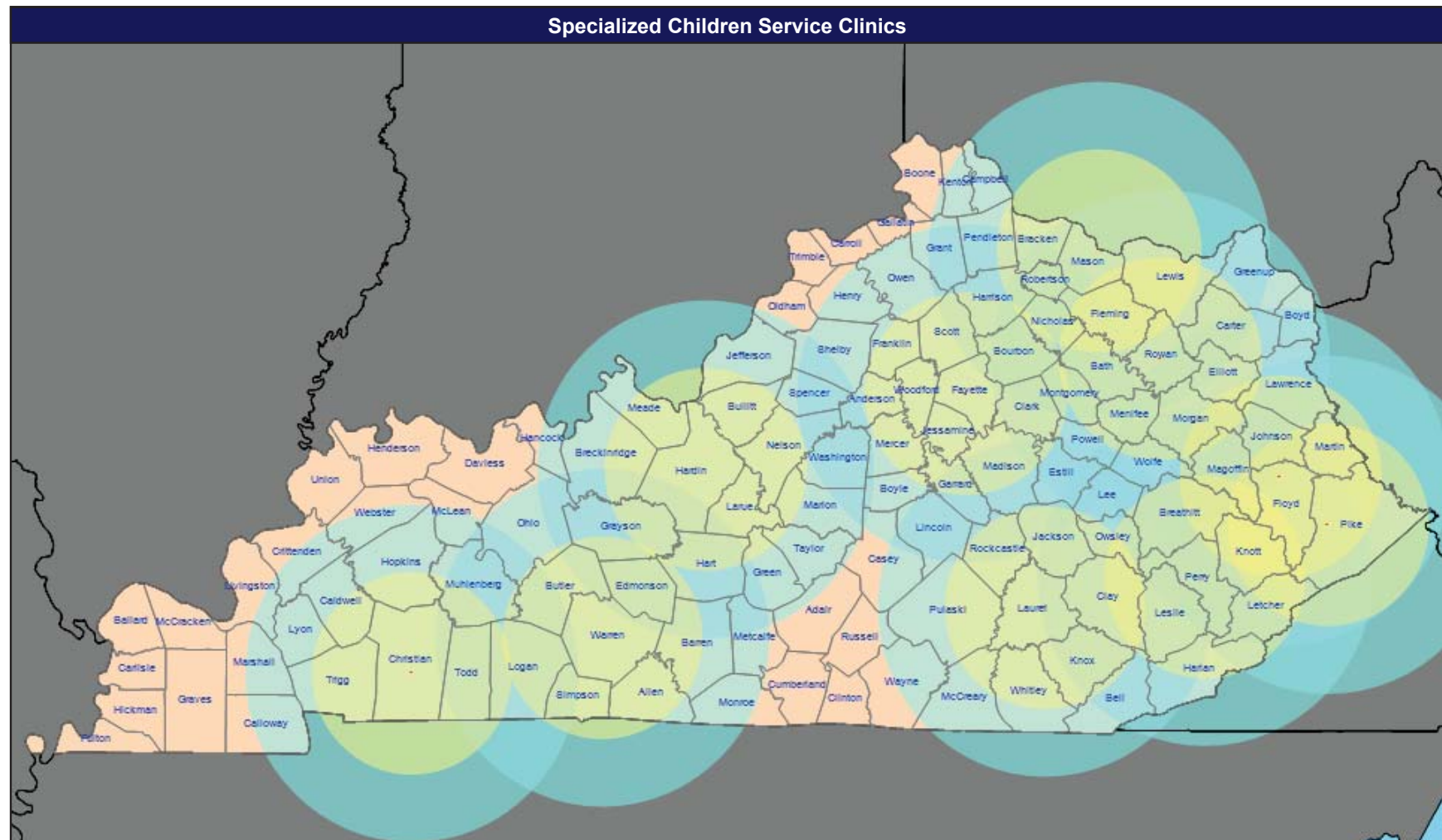
- All providers
- 30 mile radius
- 50 mile radius

Service Areas
Kentucky

42.46 miles

Network Analysis
Map

5



© 2020 Quest Analytics, LLC.

January 24, 2020

Specialized Children Service Clinics

9 providers at 10 locations

- All providers
- 30 mile radius
- 50 mile radius


Service Areas

○ Kentucky

42.46 miles



Service Areas

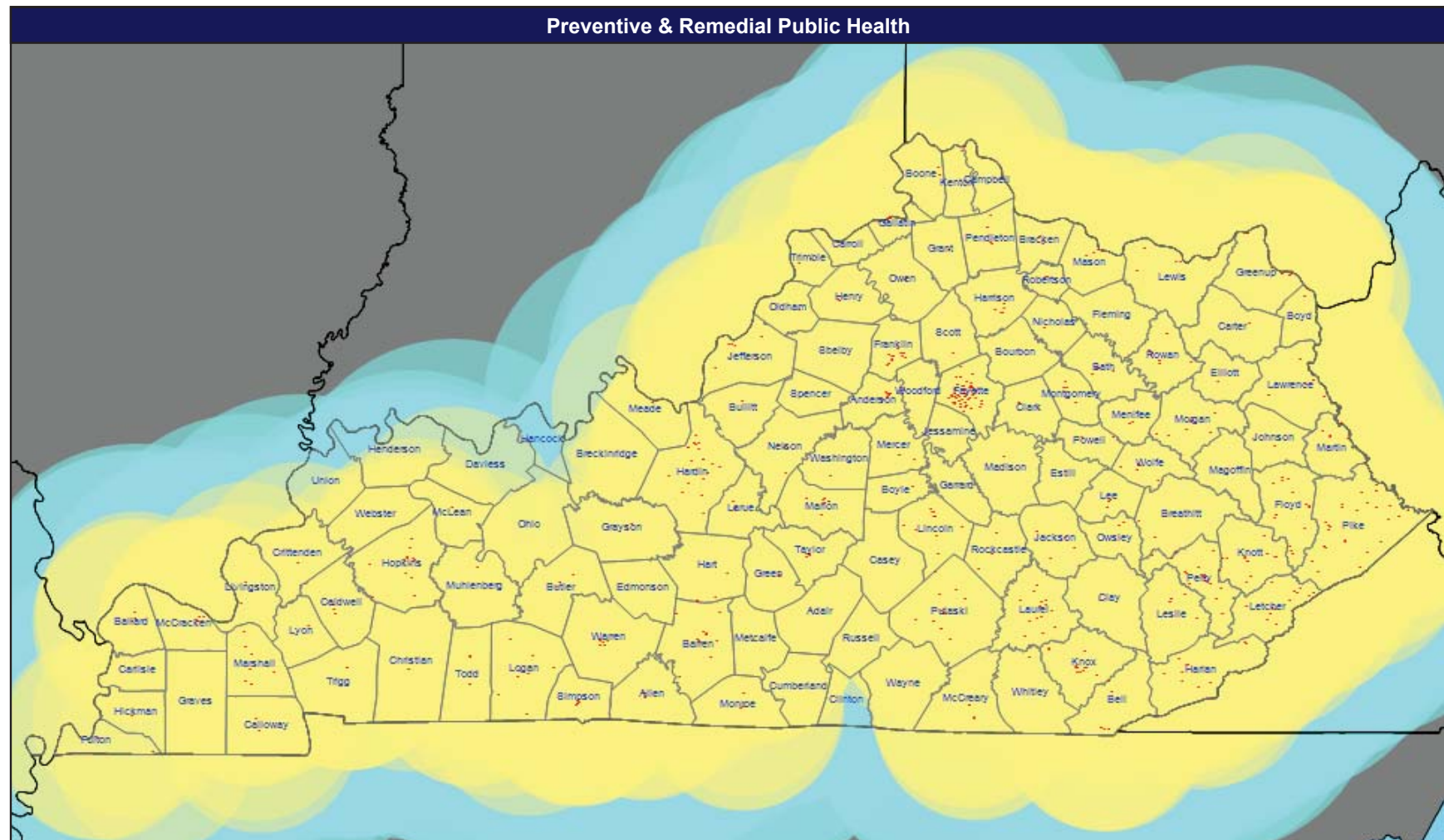
 Kentucky

42.46 miles

- All providers
 - 30 mile radius
 - 50 mile radius

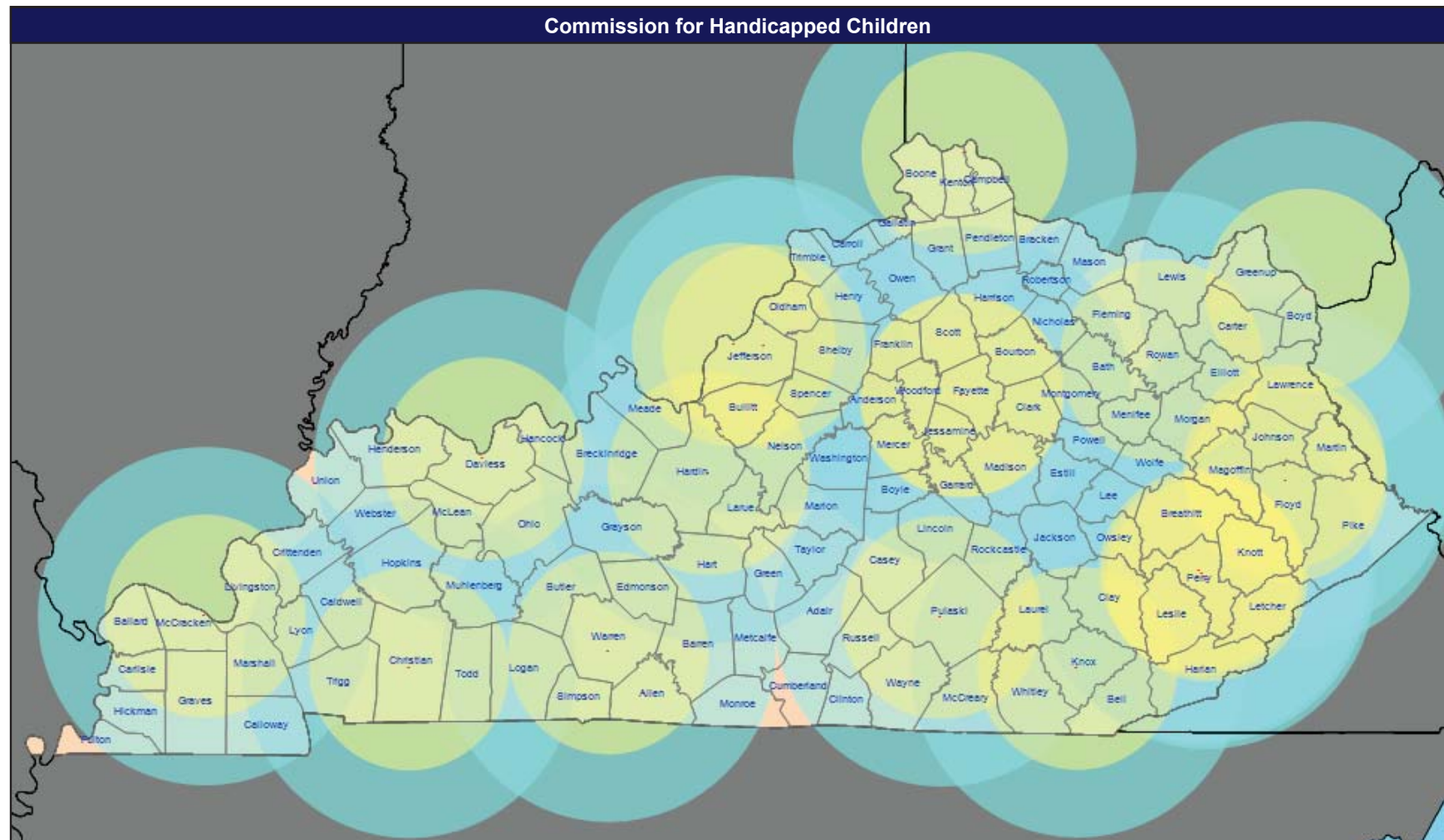
Network Analysis
Map

7



Network Analysis
Map

8



© 2020 Quest Analytics, LLC.

January 24, 2020

Commission for Handicapped Children

1 providers at 19 locations

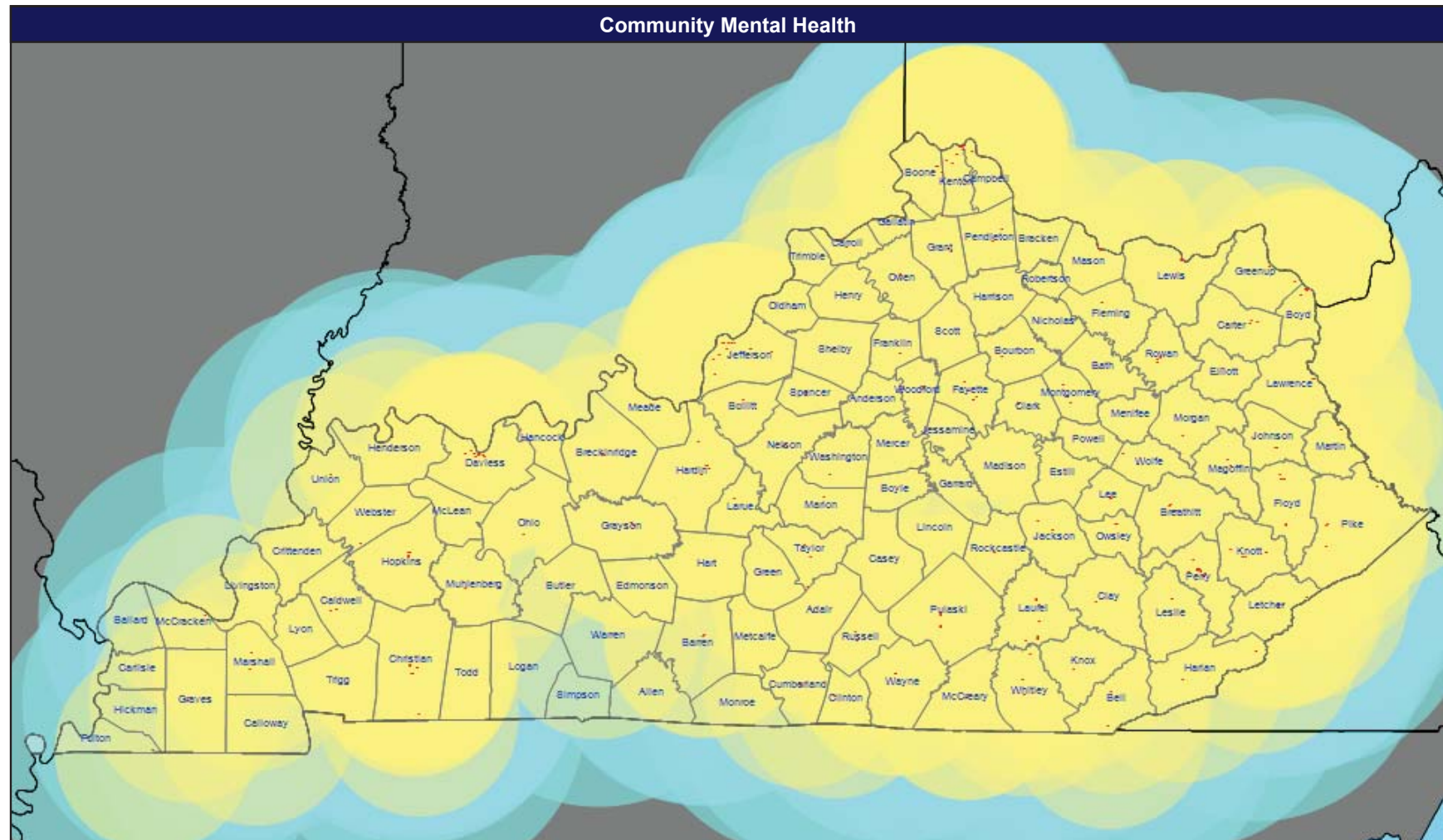
- All providers
- 30 mile radius
- 50 mile radius

Service Areas
Kentucky

42.46 miles

Network Analysis
Map

9



© 2020 Quest Analytics, LLC.

January 24, 2020

Community Mental Health

19 providers at 240 locations

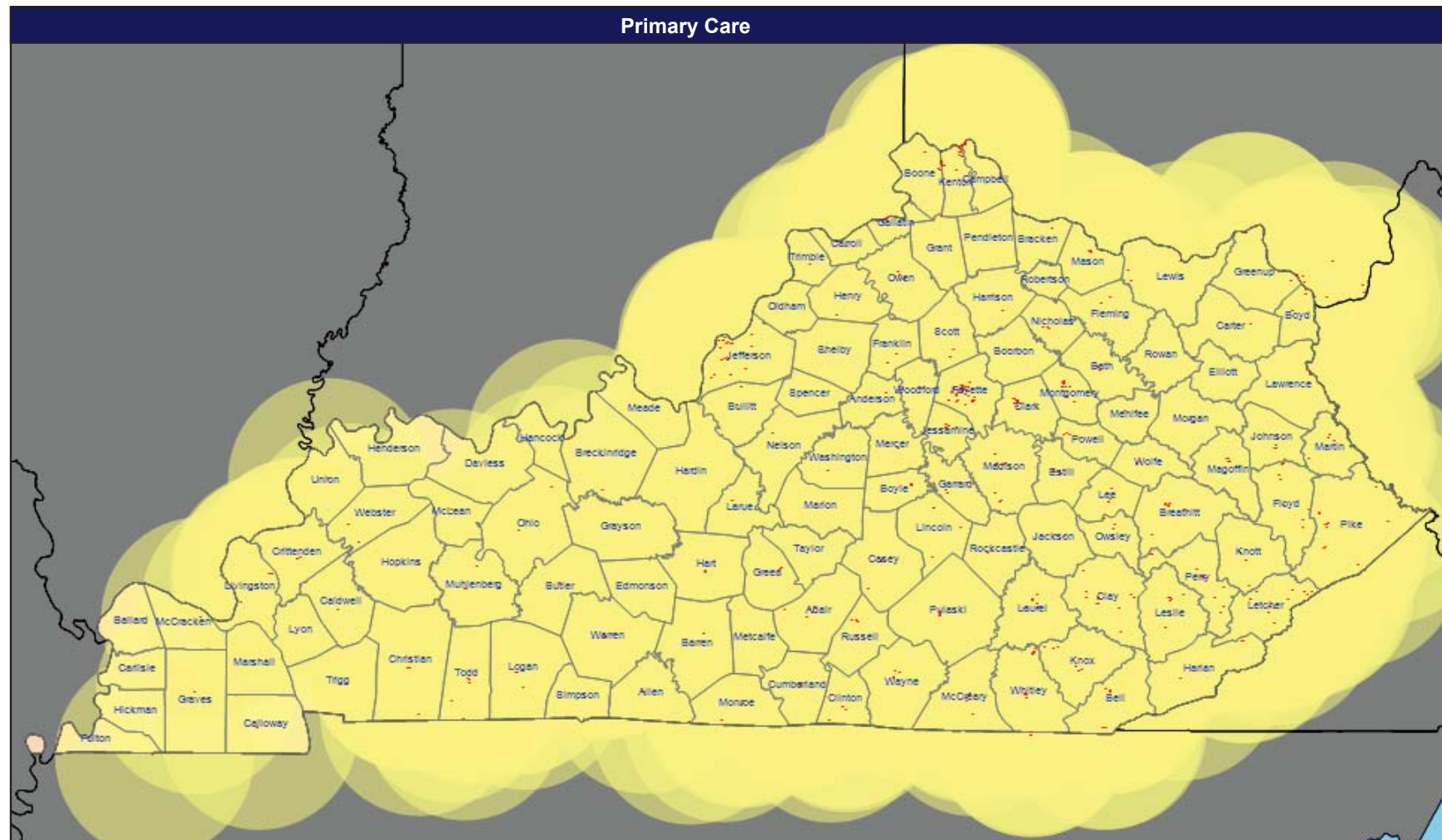
- All providers
- 30 mile radius
- 50 mile radius

Service Areas
Kentucky

42.46 miles

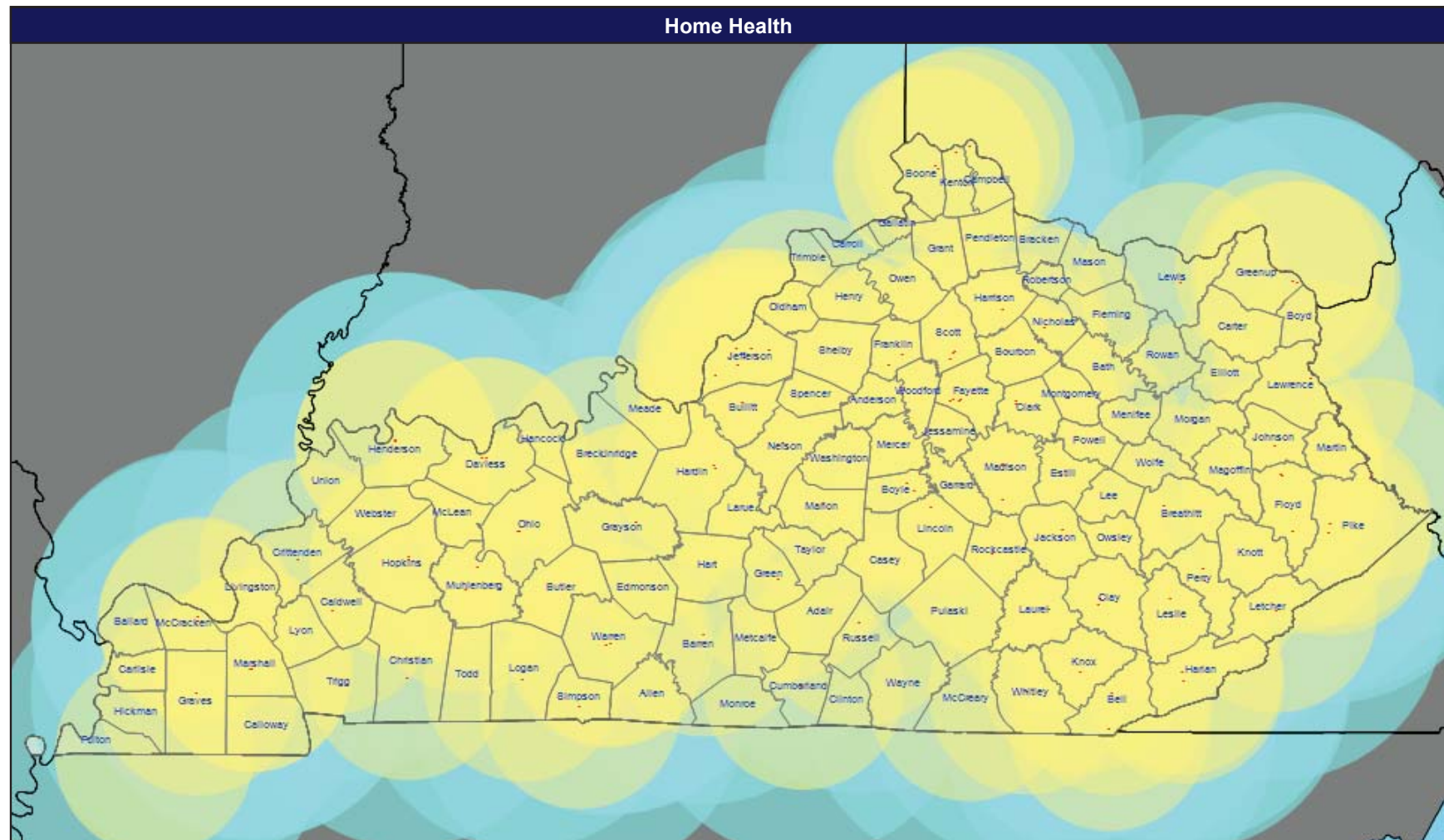
Network Analysis
Map

10



Network Analysis
Map

11



© 2020 Quest Analytics, LLC.

January 24, 2020

Home Health

60 providers at 103 locations

- All providers
- 30 mile radius
- 50 mile radius

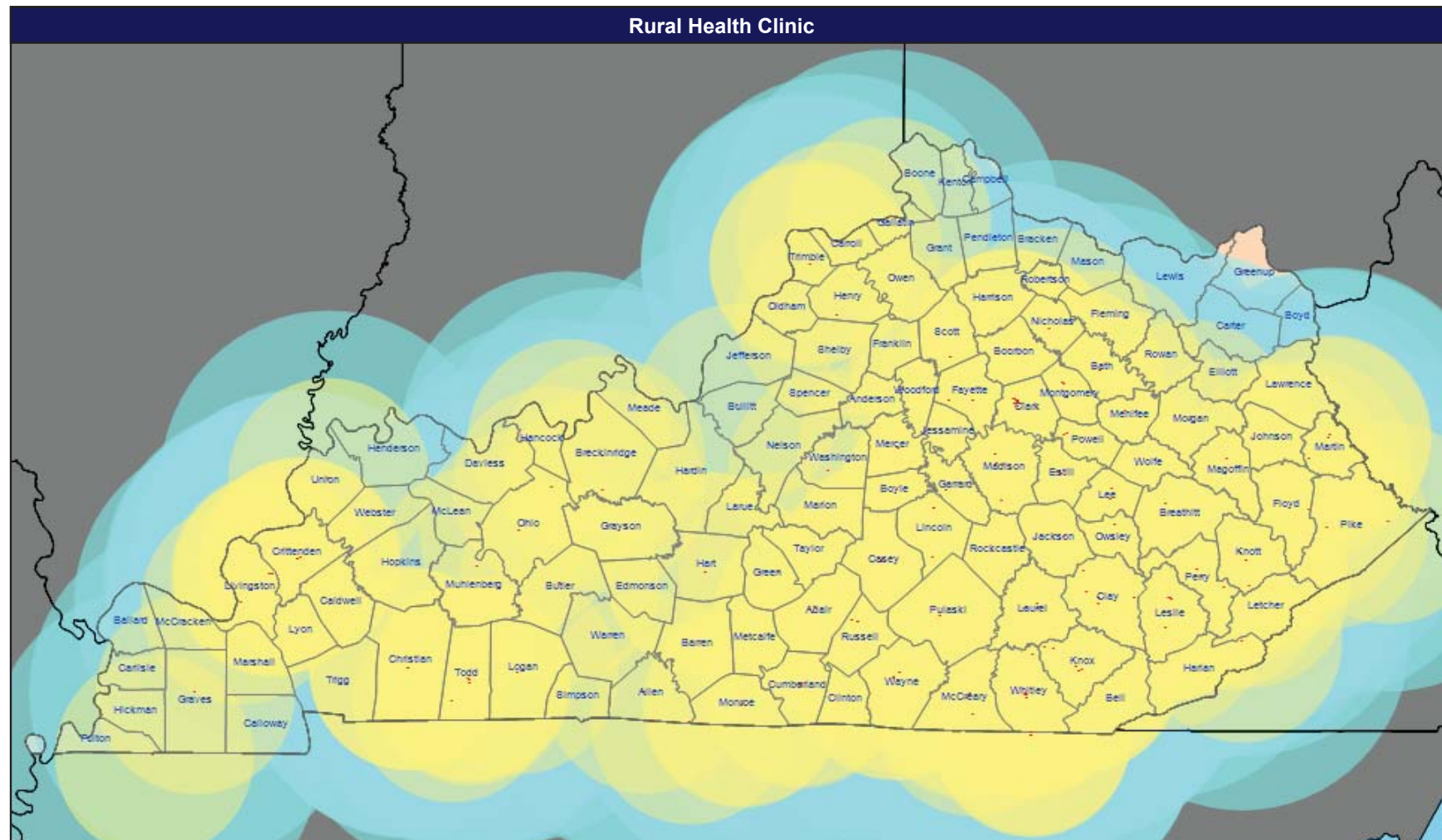
Service Areas

■ Kentucky

42.46 miles

Network Analysis
Map

12



© 2020 Quest Analytics, LLC.

January 24, 2020

Rural Health Clinic

118 providers at 147 locations

- All providers
- 30 mile radius
- 50 mile radius

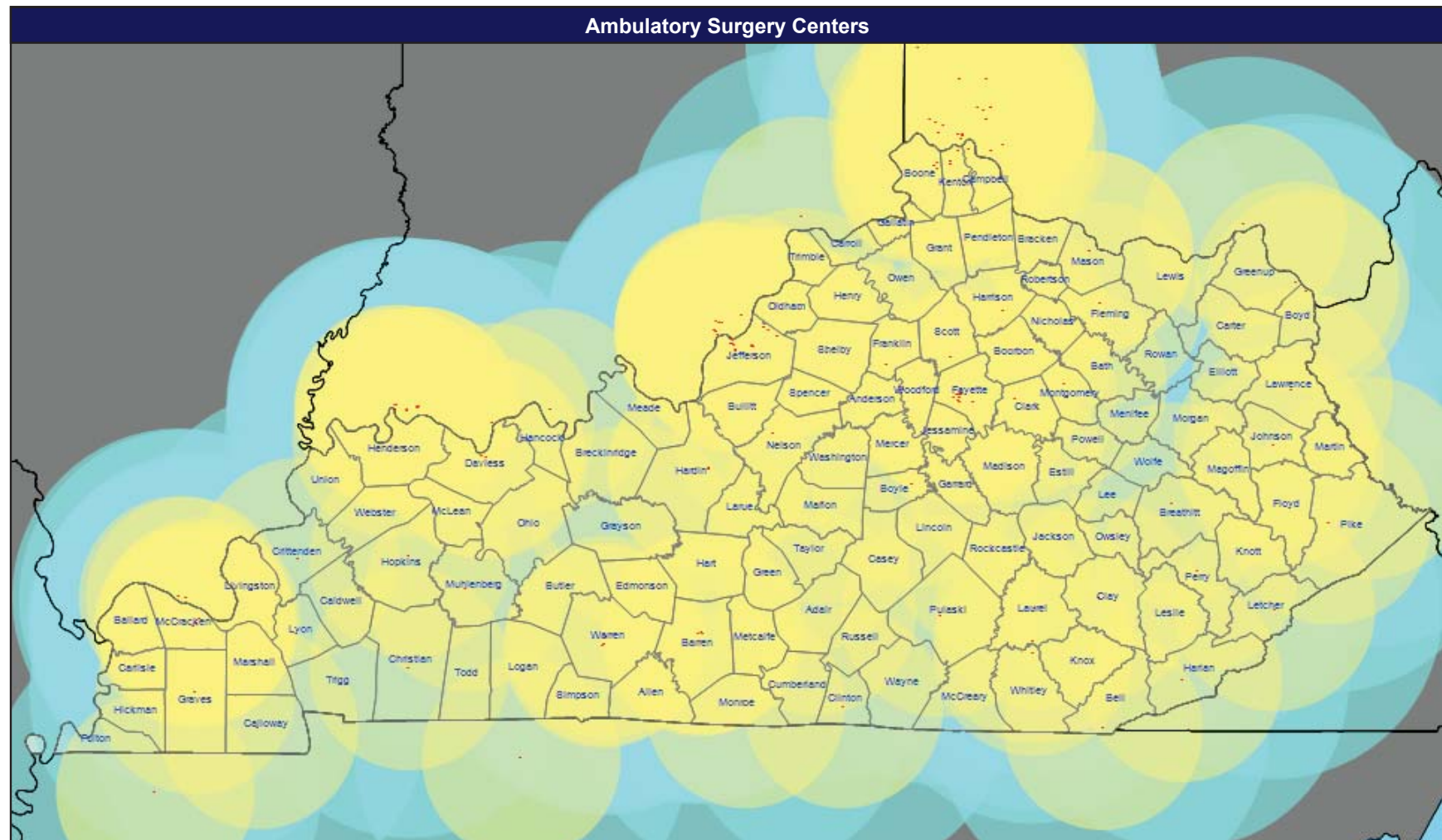
Service Areas

■ Kentucky

42.46 miles

Network Analysis
Map

13



© 2020 Quest Analytics, LLC.

January 24, 2020

Ambulatory Surgery Centers

125 providers at 147 locations

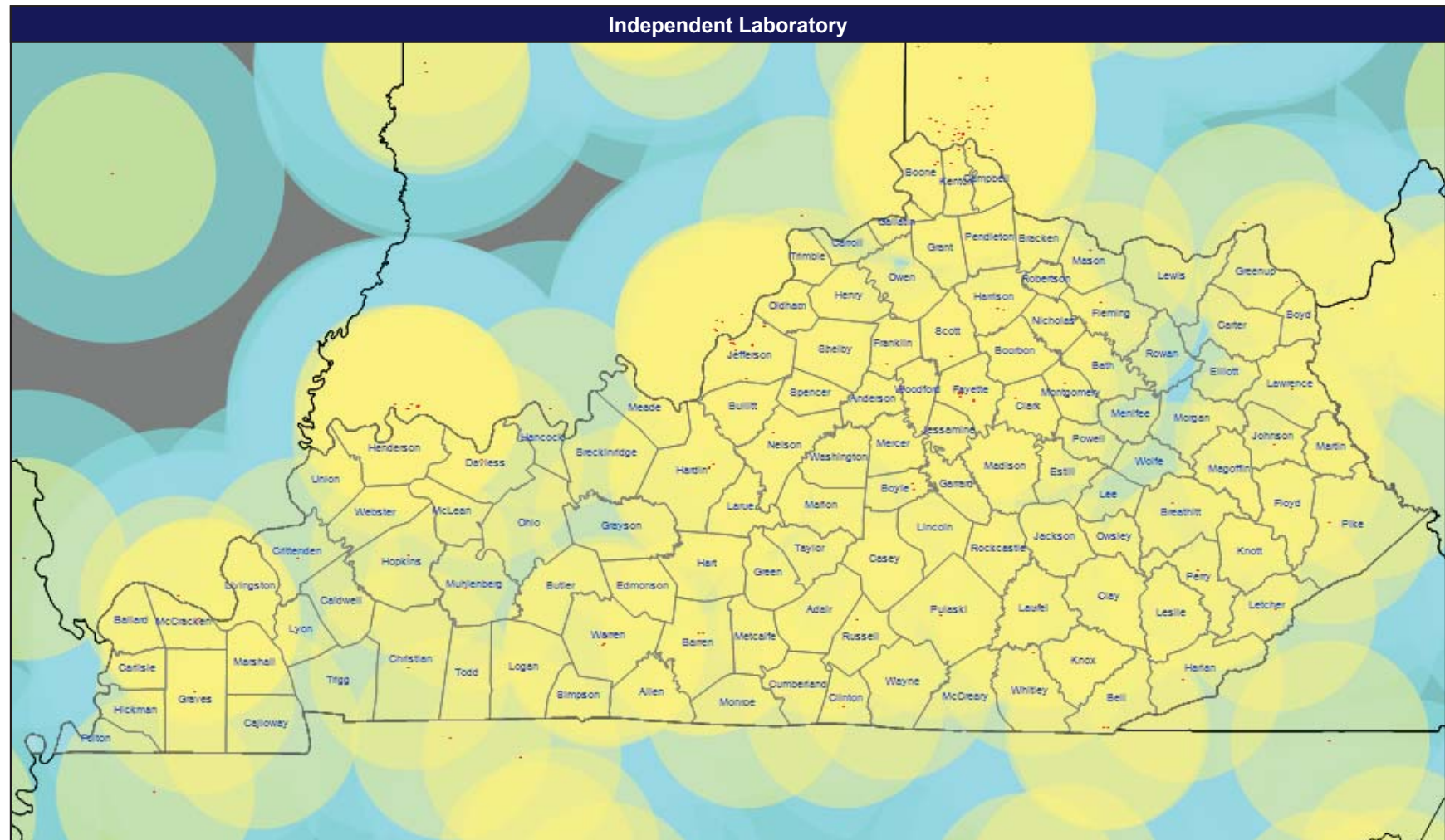
- All providers
- 30 mile radius
- 50 mile radius

Service Areas
Kentucky

42.46 miles

Network Analysis
Map

14



© 2020 Quest Analytics, LLC.

January 24, 2020

Independent Laboratory

131 providers at 600 locations

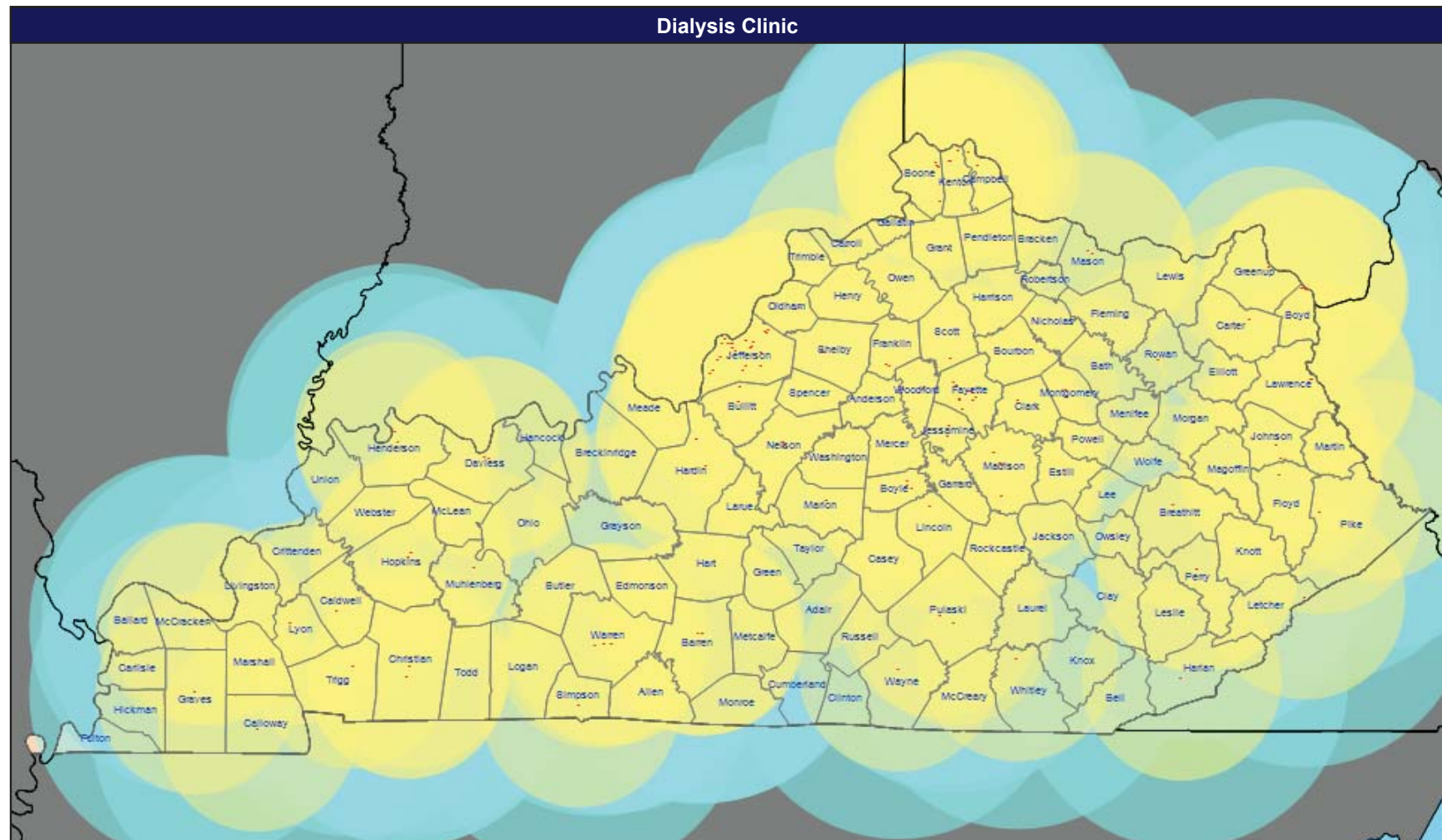
- All providers
- 30 mile radius
- 50 mile radius

Service Areas
Kentucky

42.46 miles

Network Analysis
Map

15



© 2020 Quest Analytics, LLC.

January 24, 2020

Dialysis Clinic

107 providers at 121 locations

- All providers
- 30 mile radius
- 50 mile radius

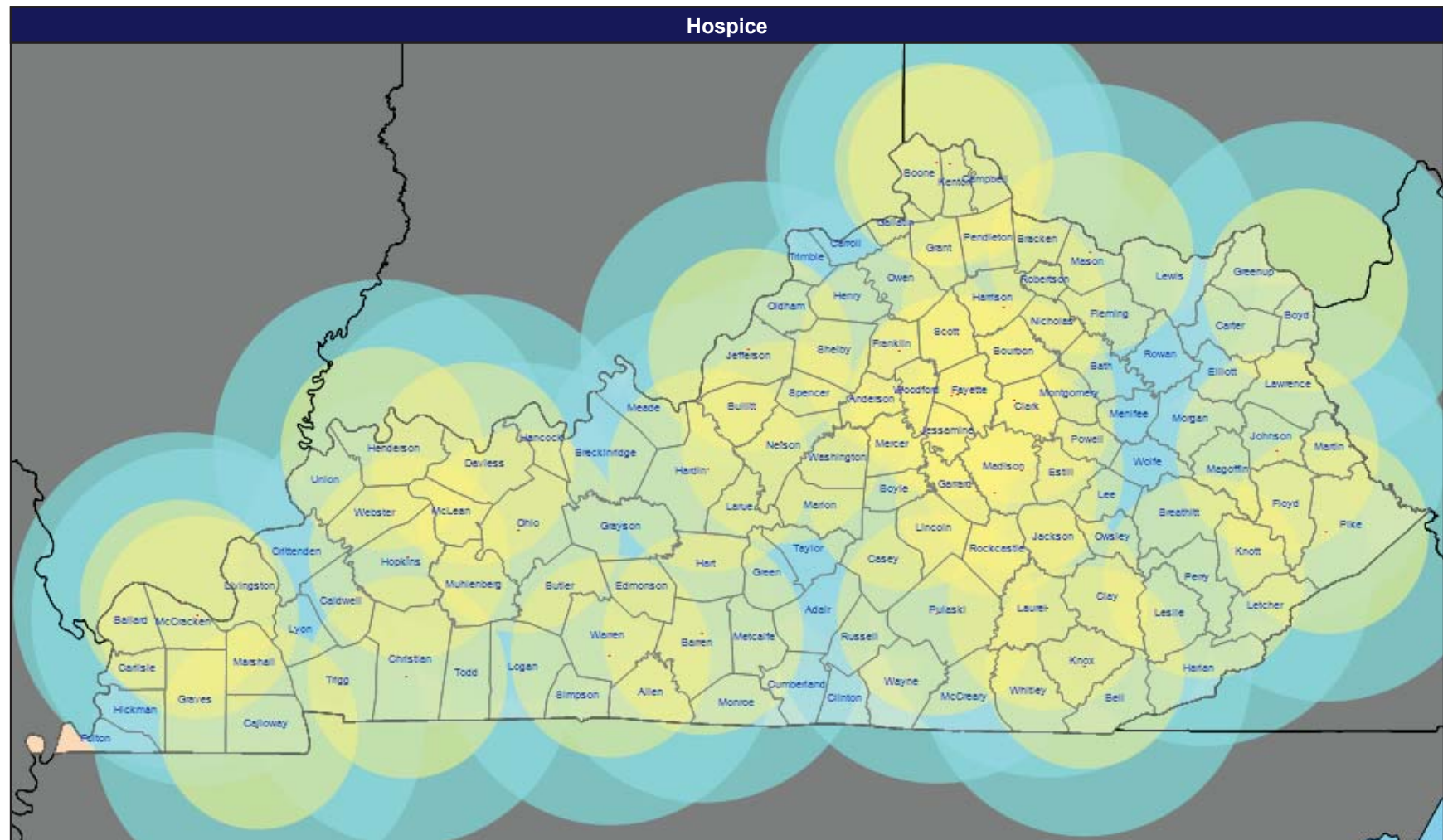
Service Areas

■ Kentucky

42.46 miles

Network Analysis
Map

16



© 2020 Quest Analytics, LLC.

January 24, 2020

Hospice

22 providers at 31 locations

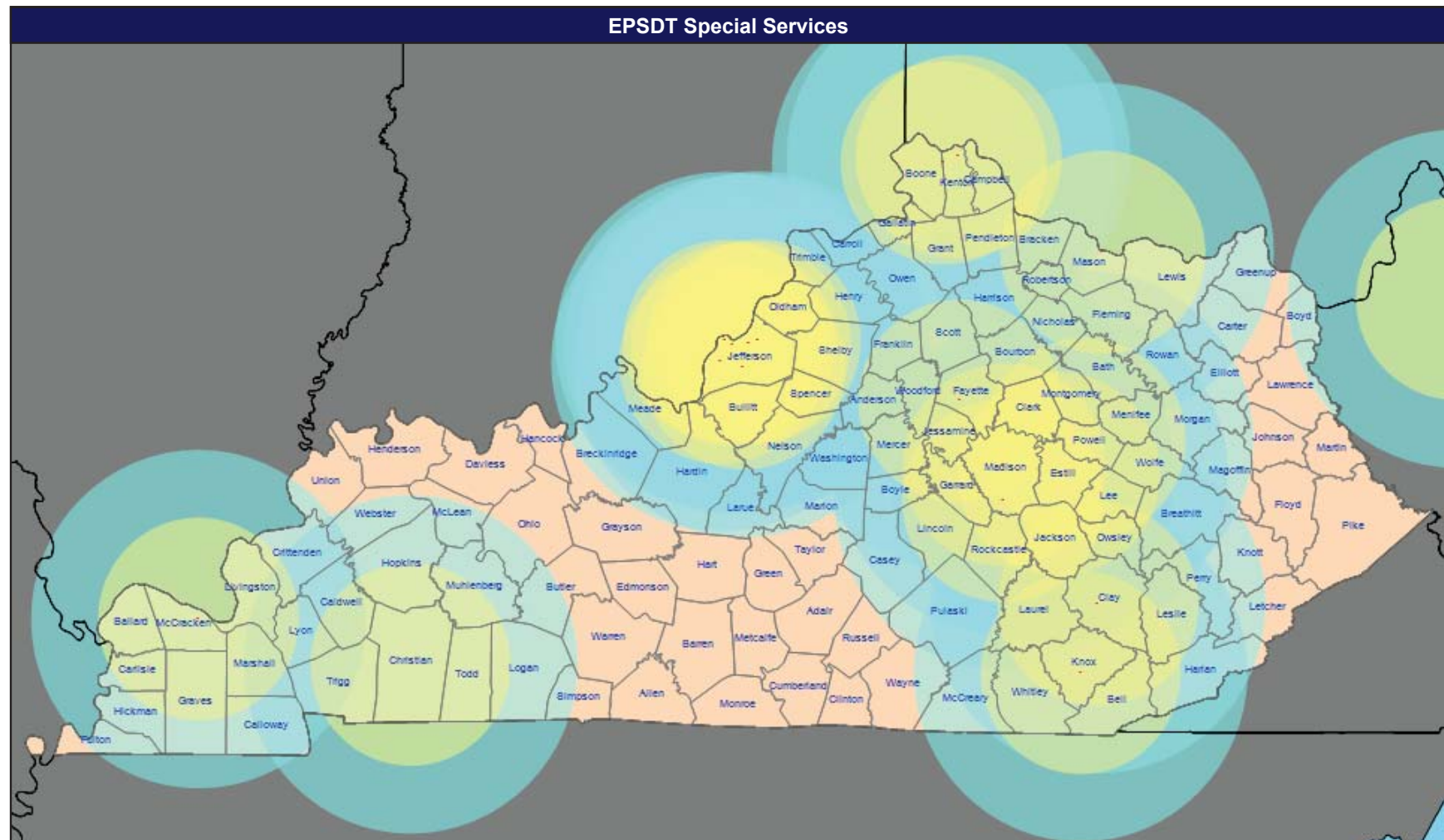
- All providers
- 30 mile radius
- 50 mile radius

Service Areas
Kentucky

42.46 miles

Network Analysis
Map

17



© 2020 Quest Analytics, LLC.

January 24, 2020

EPSDT Special Services

11 providers at 20 locations

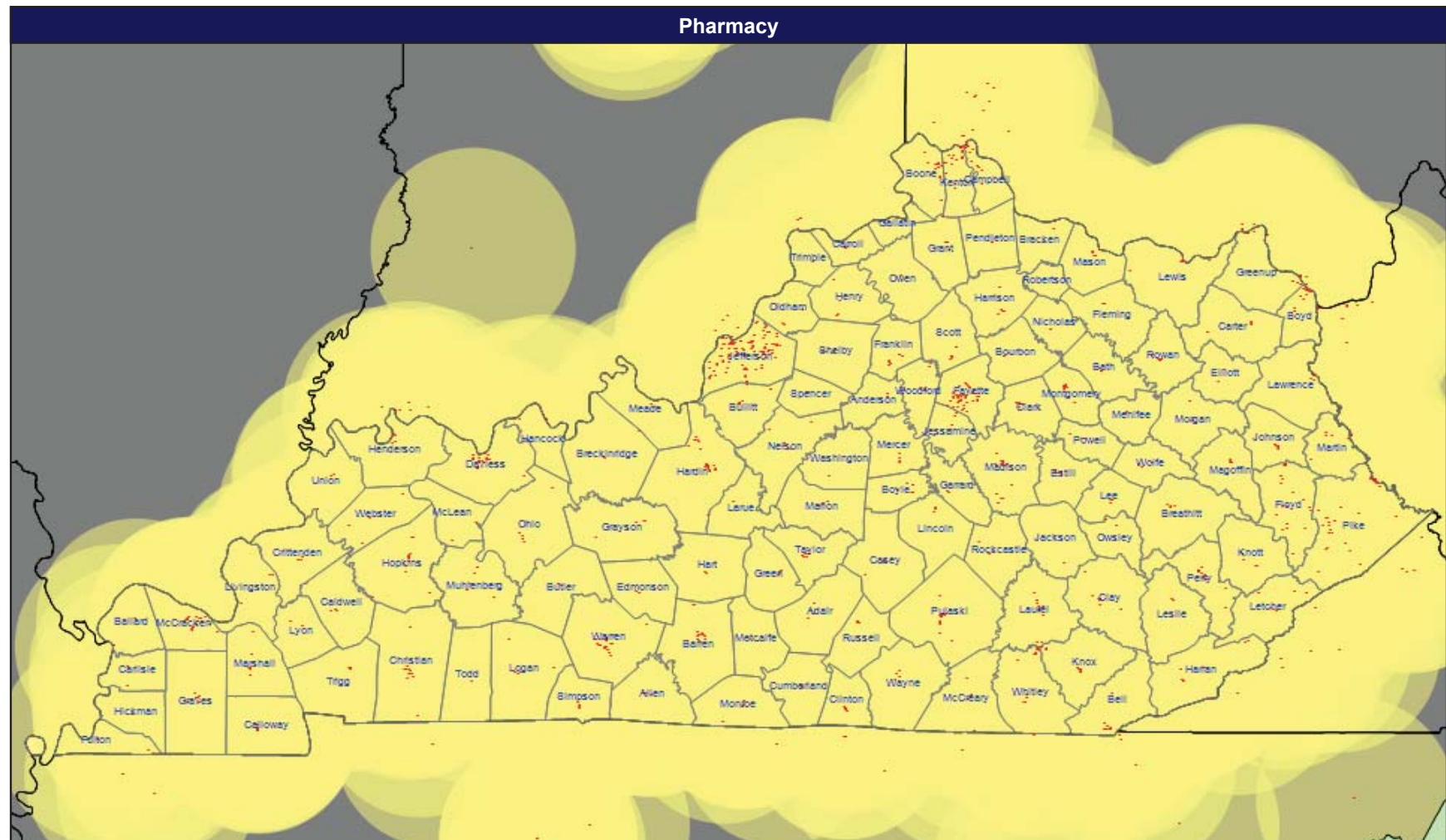
- All providers
- 30 mile radius
- 50 mile radius

Service Areas
Kentucky

42.46 miles

Network Analysis
Map

18



© 2020 Quest Analytics, LLC.

January 24, 2020

Kentucky

Pharmacy

632 providers at 1,038 locations

● All providers

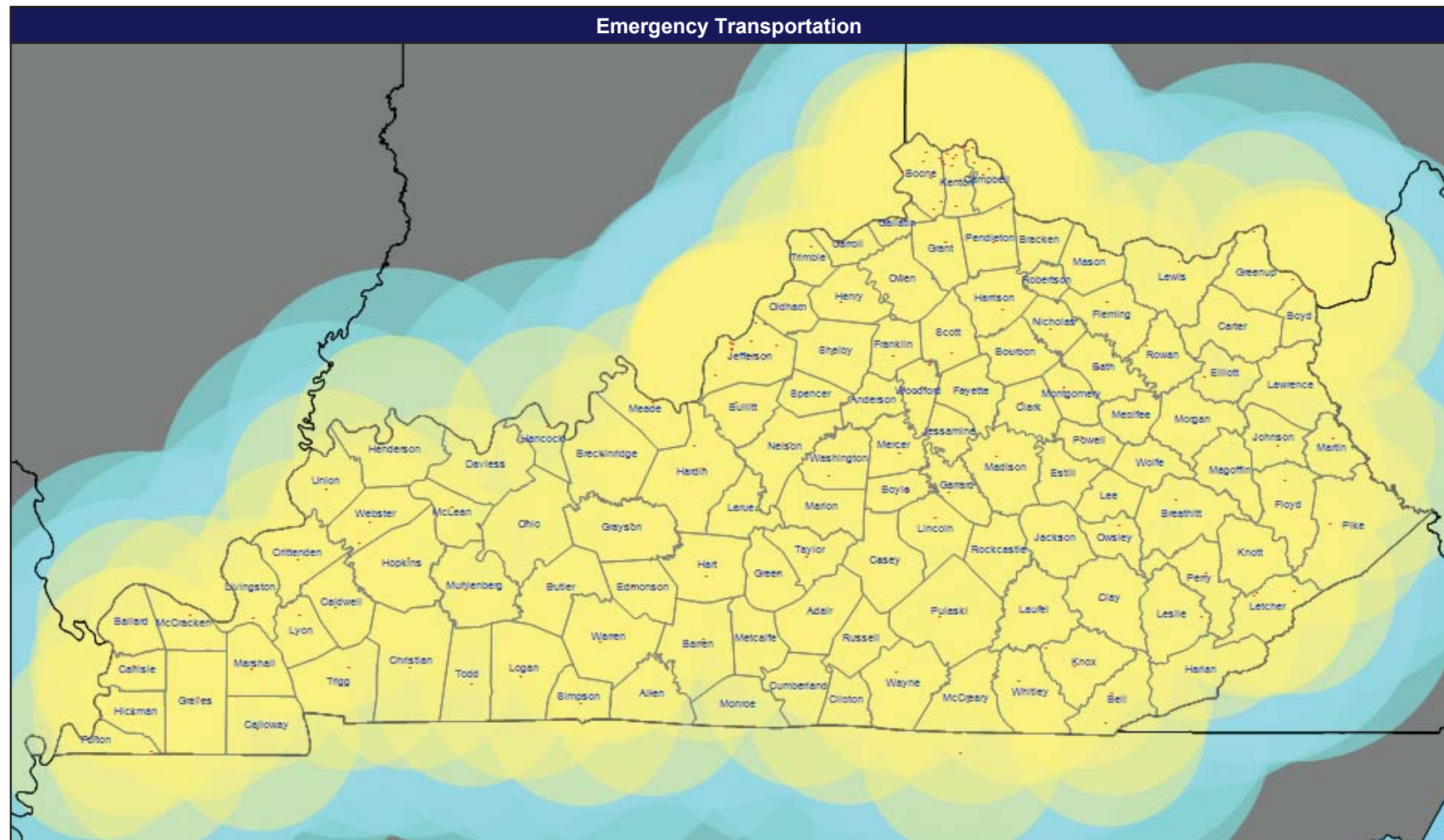
○ 30 mile radius

Service Areas

42.46 miles

Network Analysis
Map

19



© 2020 Quest Analytics, LLC.

January 24, 2020

Emergency Transportation

150 providers at 160 locations

- All providers
- 30 mile radius
- 50 mile radius

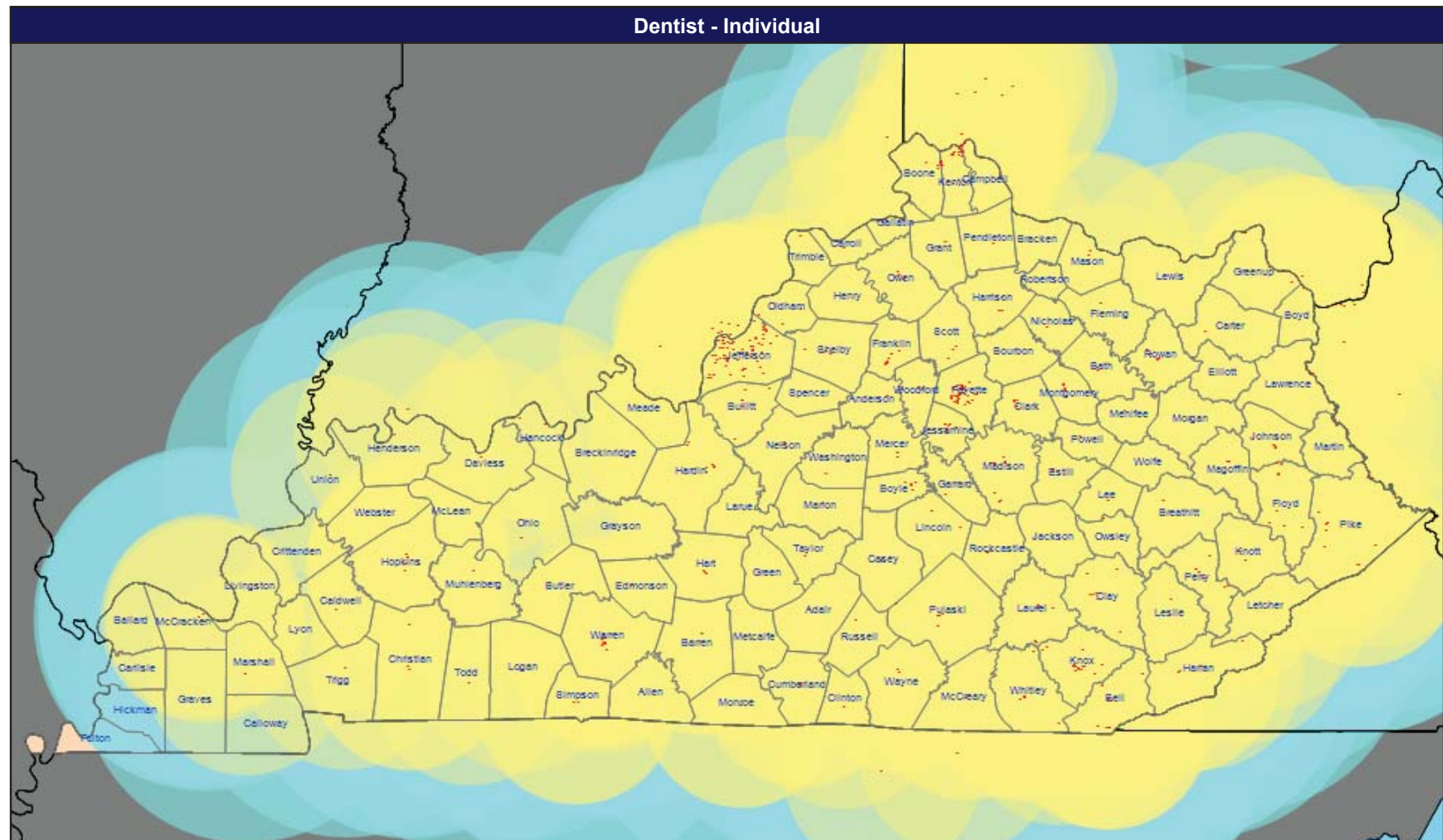
Service Areas

■ Kentucky

42.46 miles

Network Analysis
Map

20



© 2020 Quest Analytics, LLC.

January 24, 2020

Dentist - Individual

619 providers at 480 locations

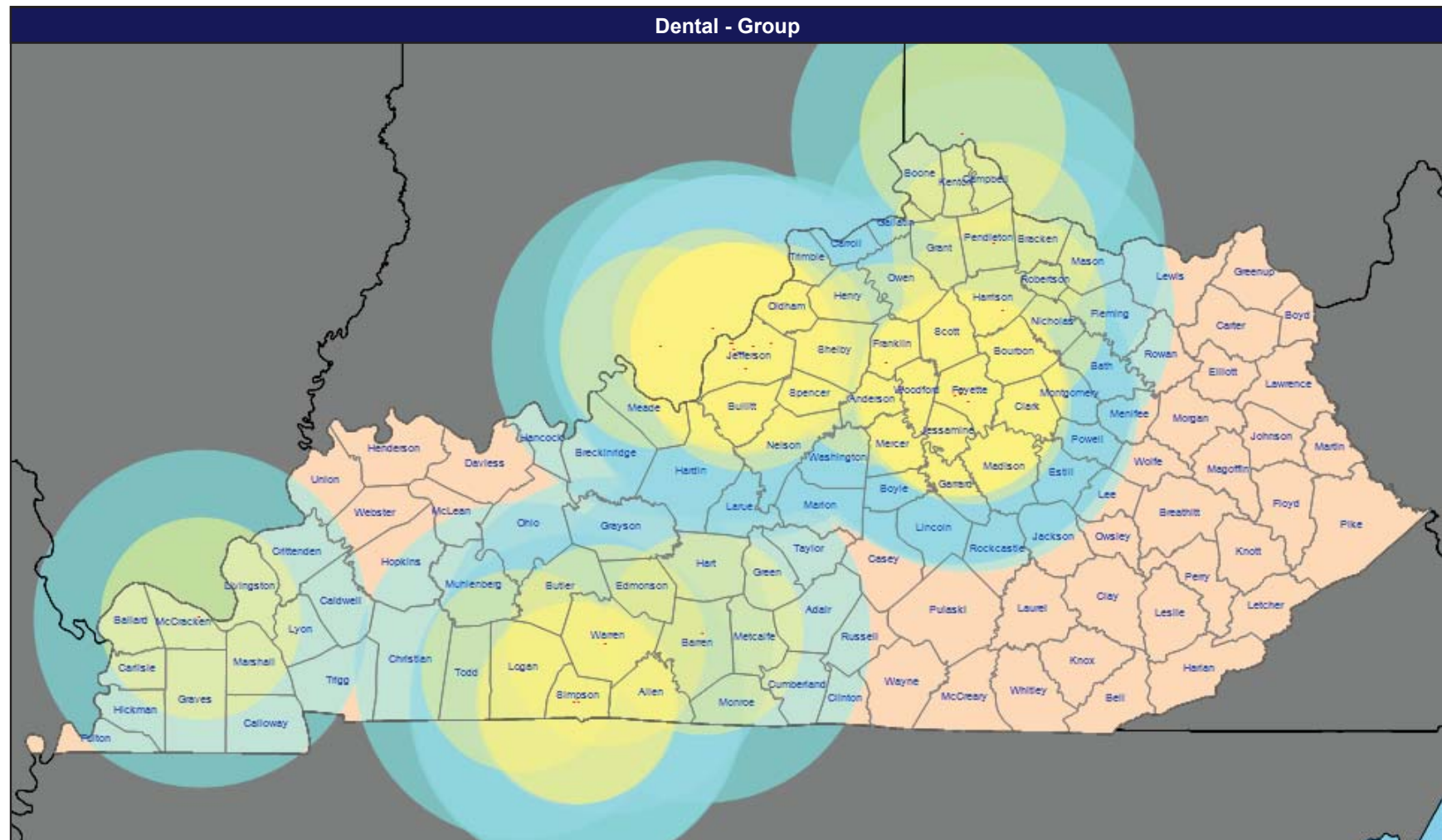
- All providers
- 30 mile radius
- 50 mile radius

Service Areas
Kentucky

42.46 miles

Network Analysis
Map

21



© 2020 Quest Analytics, LLC.

January 24, 2020

Dental - Group

14 providers at 30 locations

- All providers
- 30 mile radius
- 50 mile radius

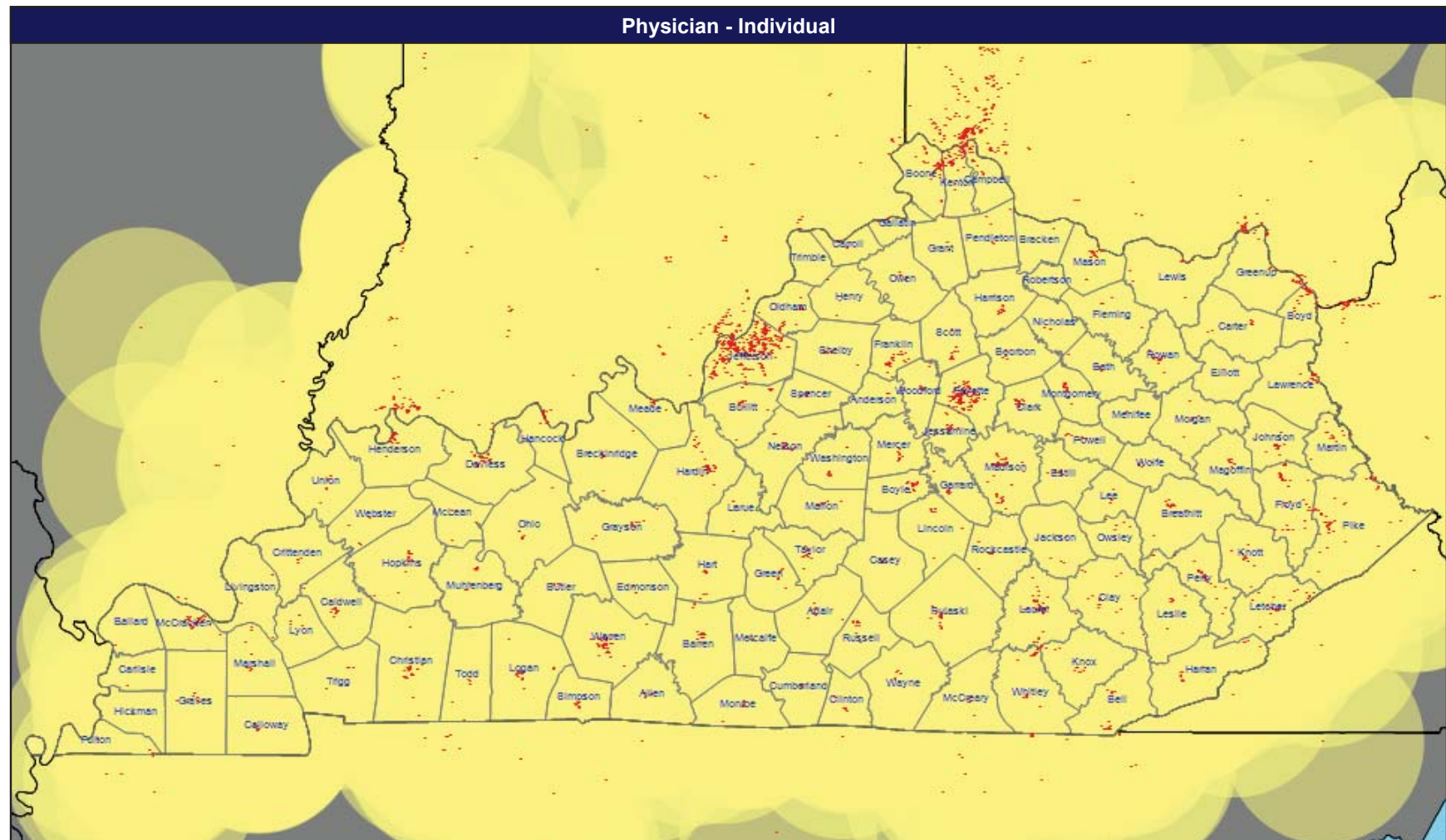
Service Areas

■ Kentucky

42.46 miles

Network Analysis
Map

22



© 2020 Quest Analytics, LLC.

January 24, 2020

Kentucky

Physician Individual

11,837 providers at 3,642 locations

● All providers

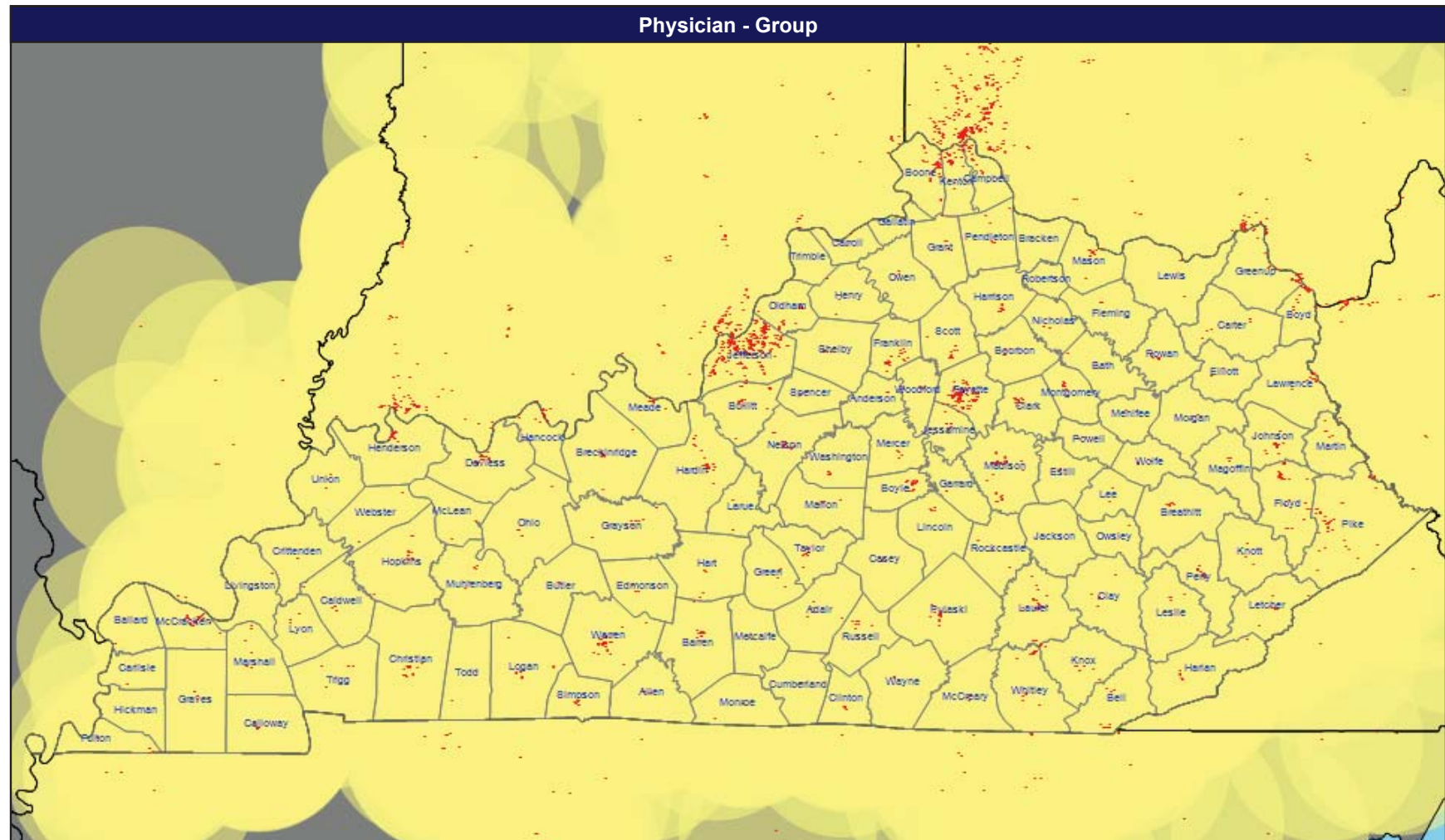
○ 30 mile radius

Service Areas

42.46 miles

Network Analysis
Map

23



© 2020 Quest Analytics, LLC.

January 24, 2020

Kentucky

Physician - Group

1,355 providers at 2,950 locations

• All providers

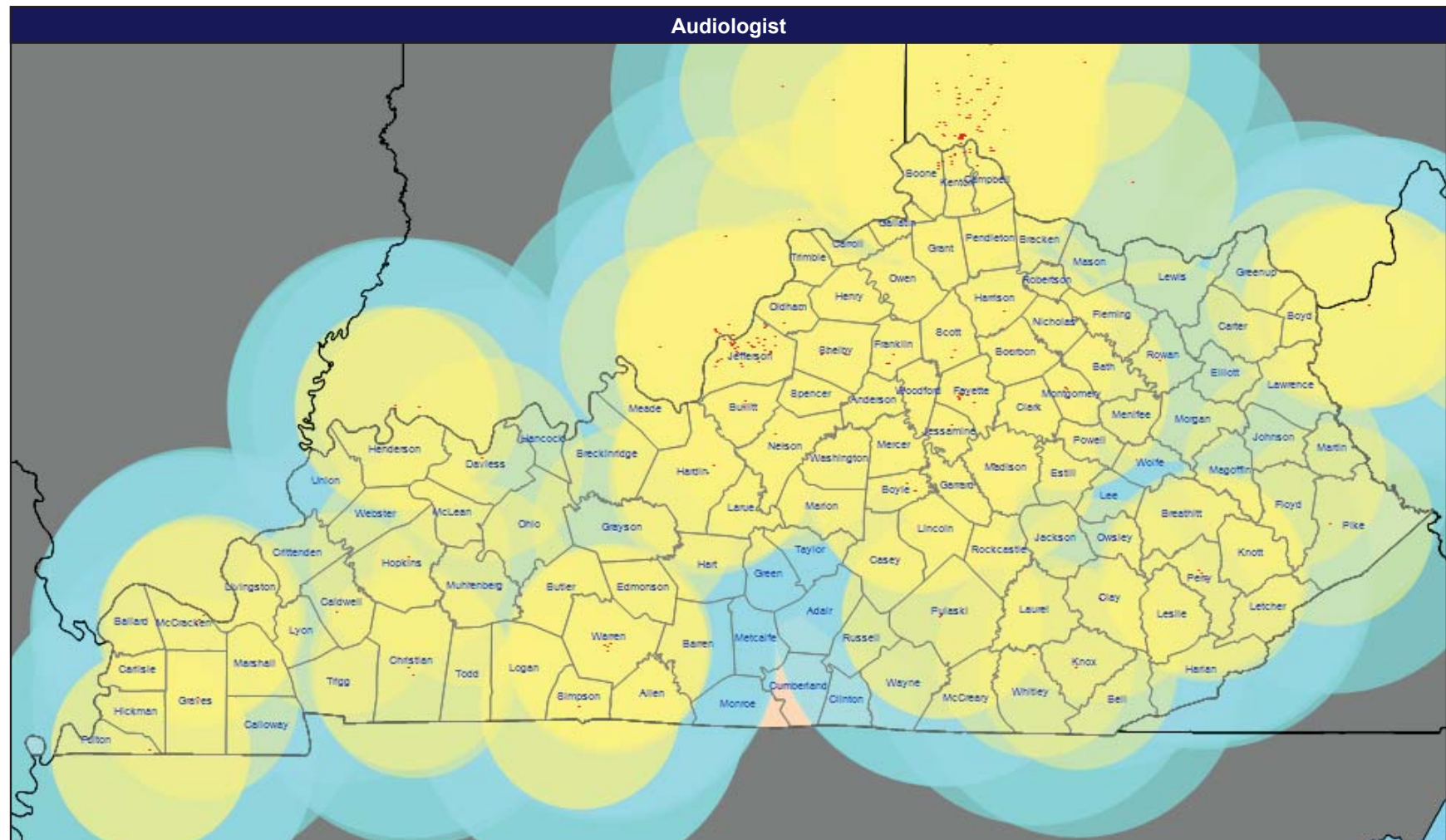
○ 30 mile radius

Service Areas

42.46 miles

Network Analysis
Map

24



© 2020 Quest Analytics, LLC.

January 24, 2020

Audiologist

98 providers at 243 locations

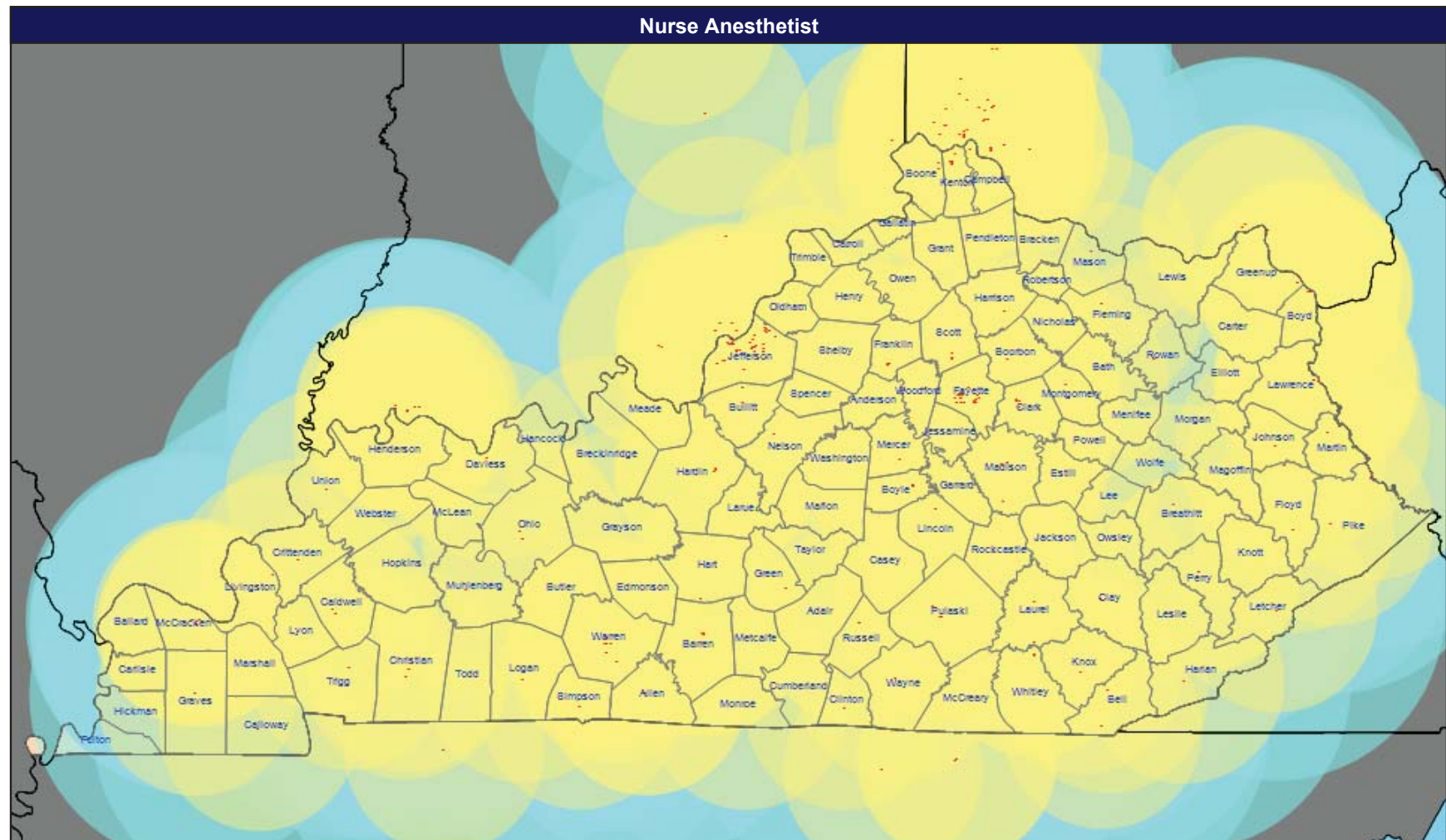
- All providers
- 30 mile radius
- 50 mile radius

Service Areas
Kentucky

42.46 miles

Network Analysis
Map

25



© 2020 Quest Analytics, LLC.

January 24, 2020

Nurse Anesthetist

1,274 providers at 264 locations

- All providers
- 30 mile radius
- 50 mile radius

Service Areas
Kentucky

42.46 miles

Network Analysis
Map

26



© 2020 Quest Analytics, LLC.

January 24, 2020

Optometrist - Individual

419 providers at 412 locations

- All providers
- 30 mile radius
- 50 mile radius

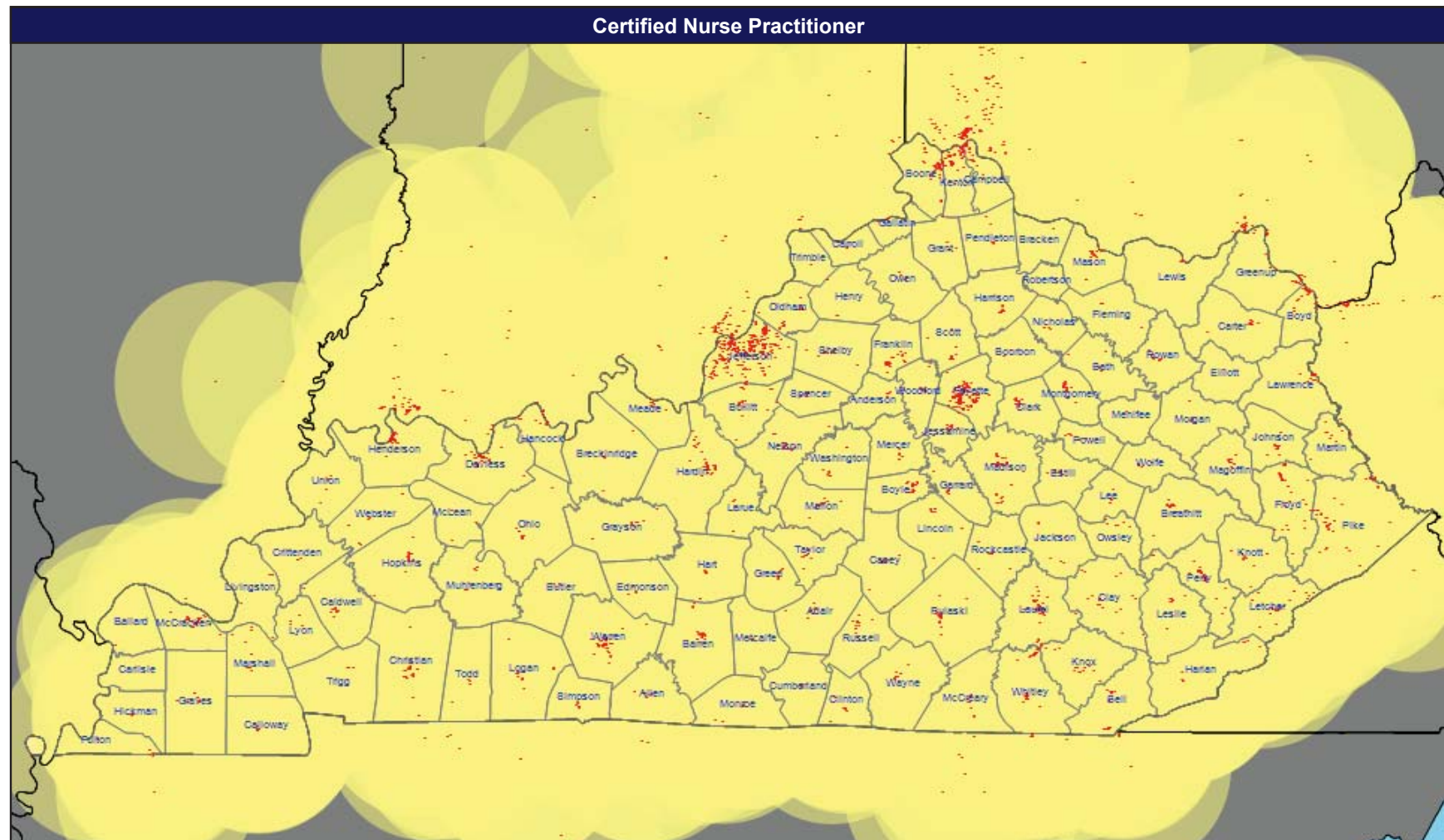
Service Areas

■ Kentucky

42.46 miles

Network Analysis
Map

27



© 2020 Quest Analytics, LLC.

January 24, 2020

Kentucky

Certified Nurse Practitioner

5,714 providers at 2,855 locations

● All providers

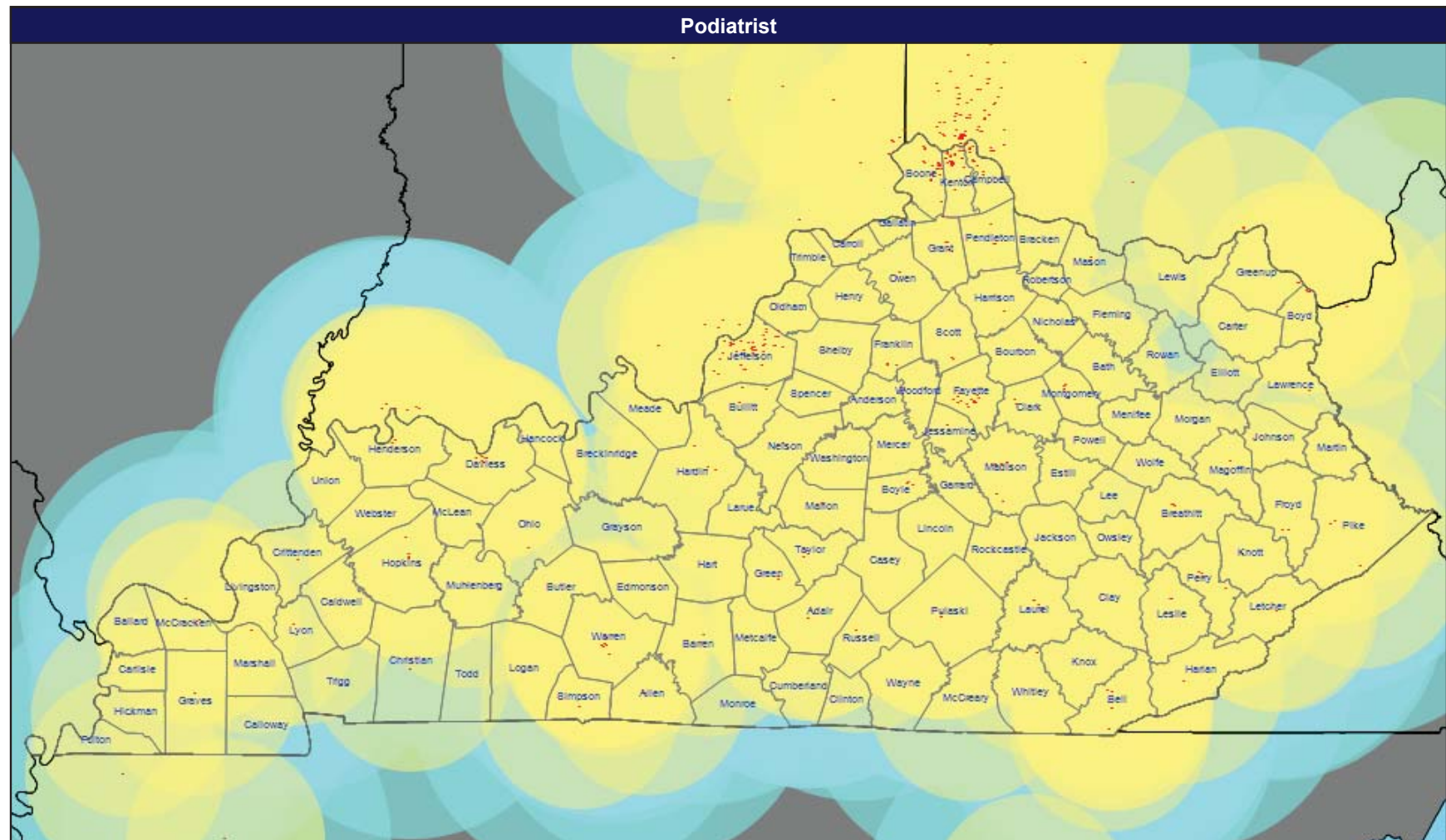
○ 30 mile radius

Service Areas

42.46 miles

Network Analysis
Map

28



© 2020 Quest Analytics, LLC.

January 24, 2020

Podiatrist

211 providers at 440 locations

- All providers
- 30 mile radius
- 50 mile radius

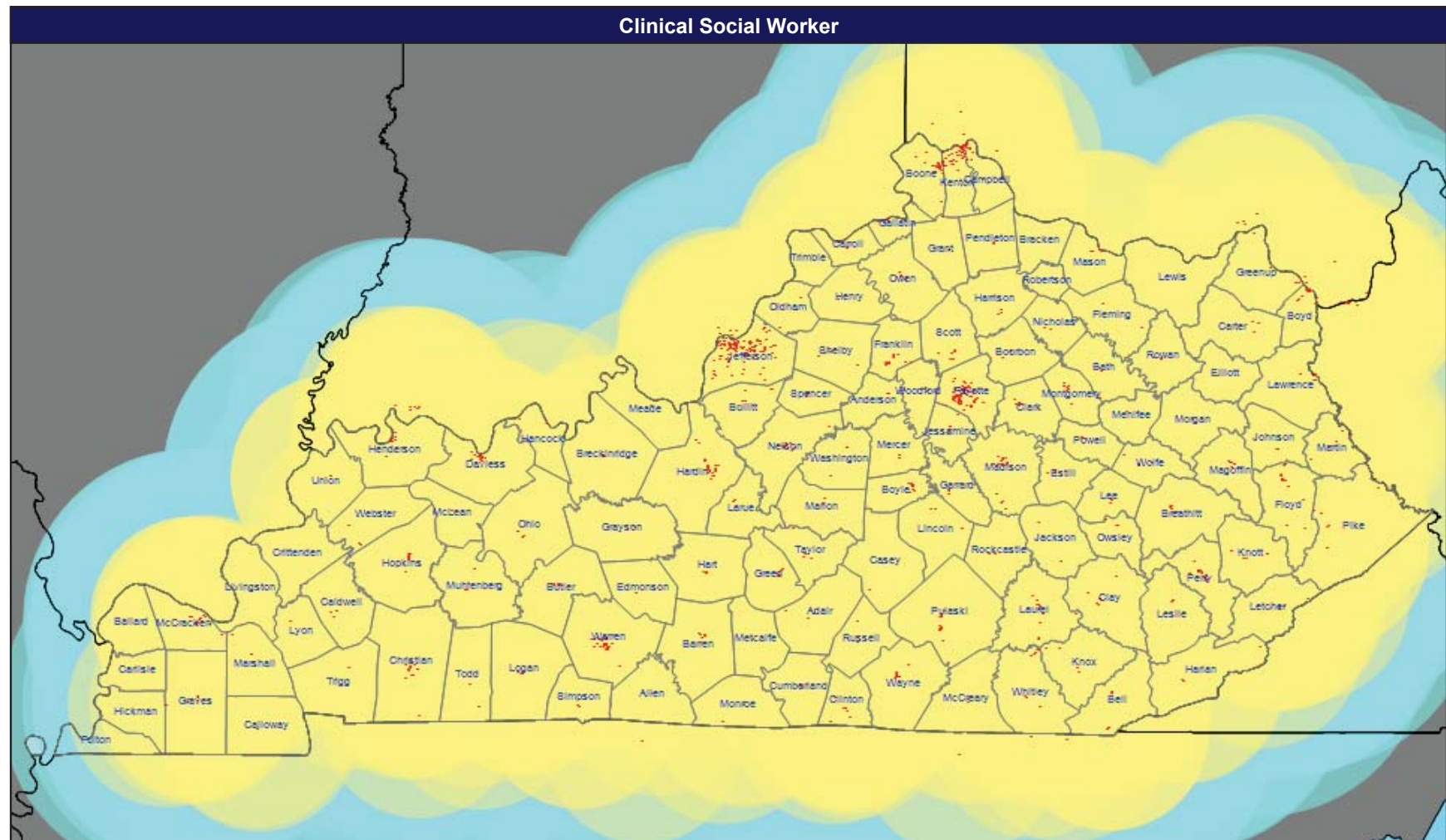
Service Areas

■ Kentucky

42.46 miles

Network Analysis
Map

29



Network Analysis
Map

30



© 2020 Quest Analytics, LLC.

January 24, 2020

Chiropractor

607 providers at 394 locations

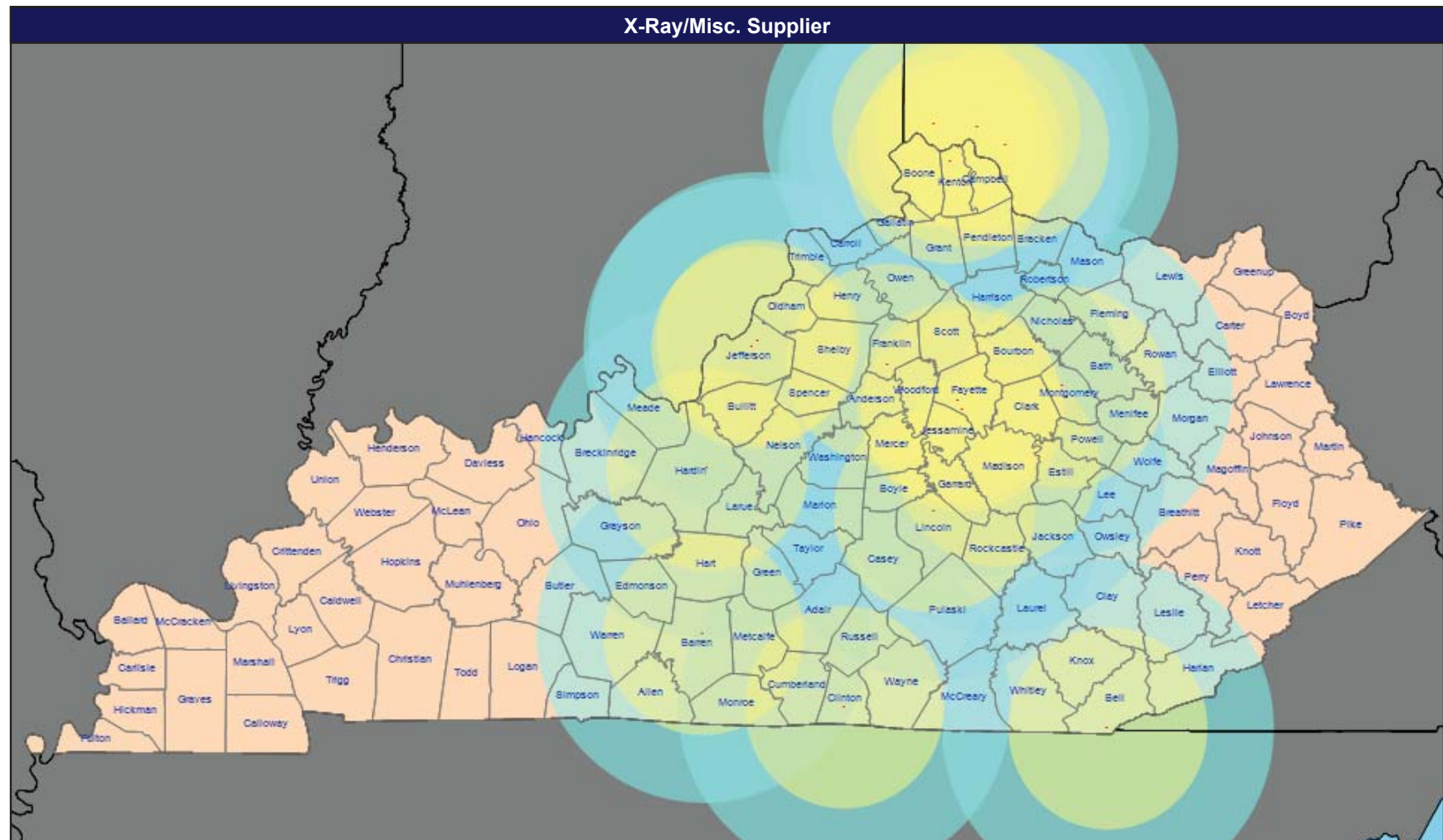
- All providers
- 30 mile radius
- 50 mile radius

Service Areas
Kentucky

42.46 miles

Network Analysis
Map

31



© 2020 Quest Analytics, LLC.

January 24, 2020

X-Ray / Misc. Supplier

17 providers at 17 locations

- All providers
- 30 mile radius
- 50 mile radius

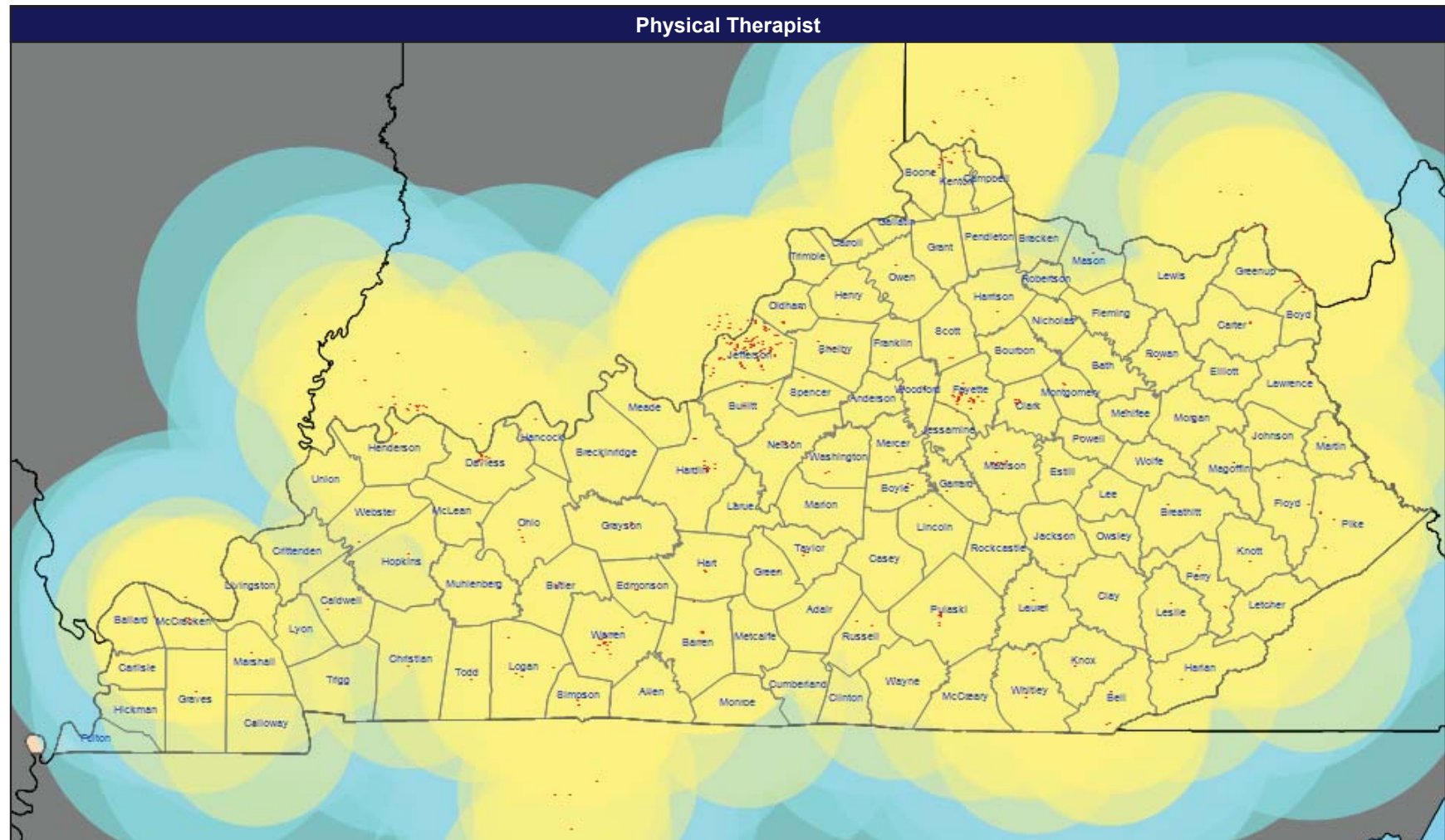
Service Areas

■ Kentucky

42.46 miles

Network Analysis
Map

32



© 2020 Quest Analytics, LLC.

January 24, 2020

Physical Therapist

488 providers at 437 locations

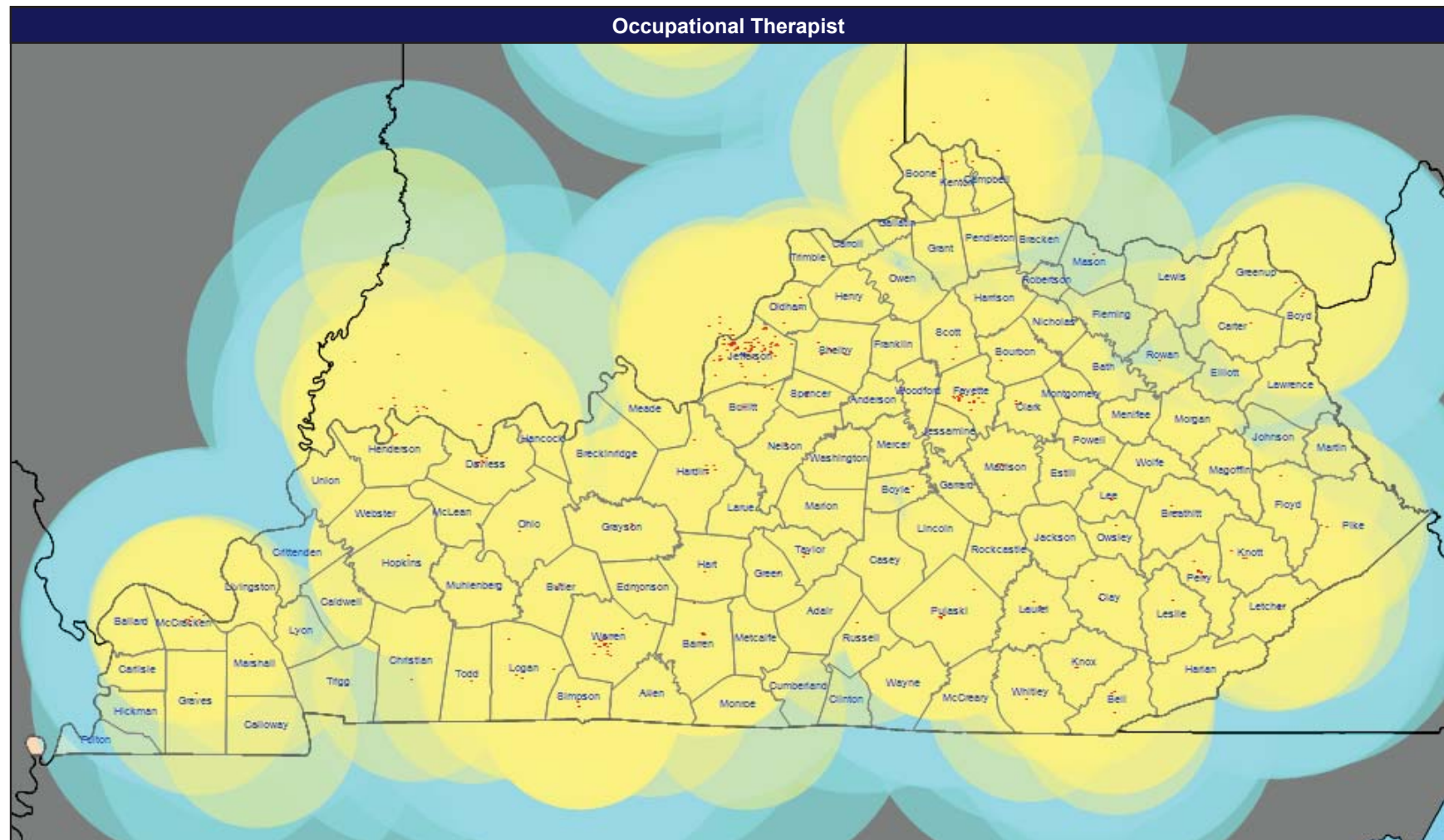
- All providers
- 30 mile radius
- 50 mile radius

Service Areas
Kentucky

42.46 miles

Network Analysis
Map

33



© 2020 Quest Analytics, LLC.

January 24, 2020

Occupational Therapist

264 providers at 334 locations

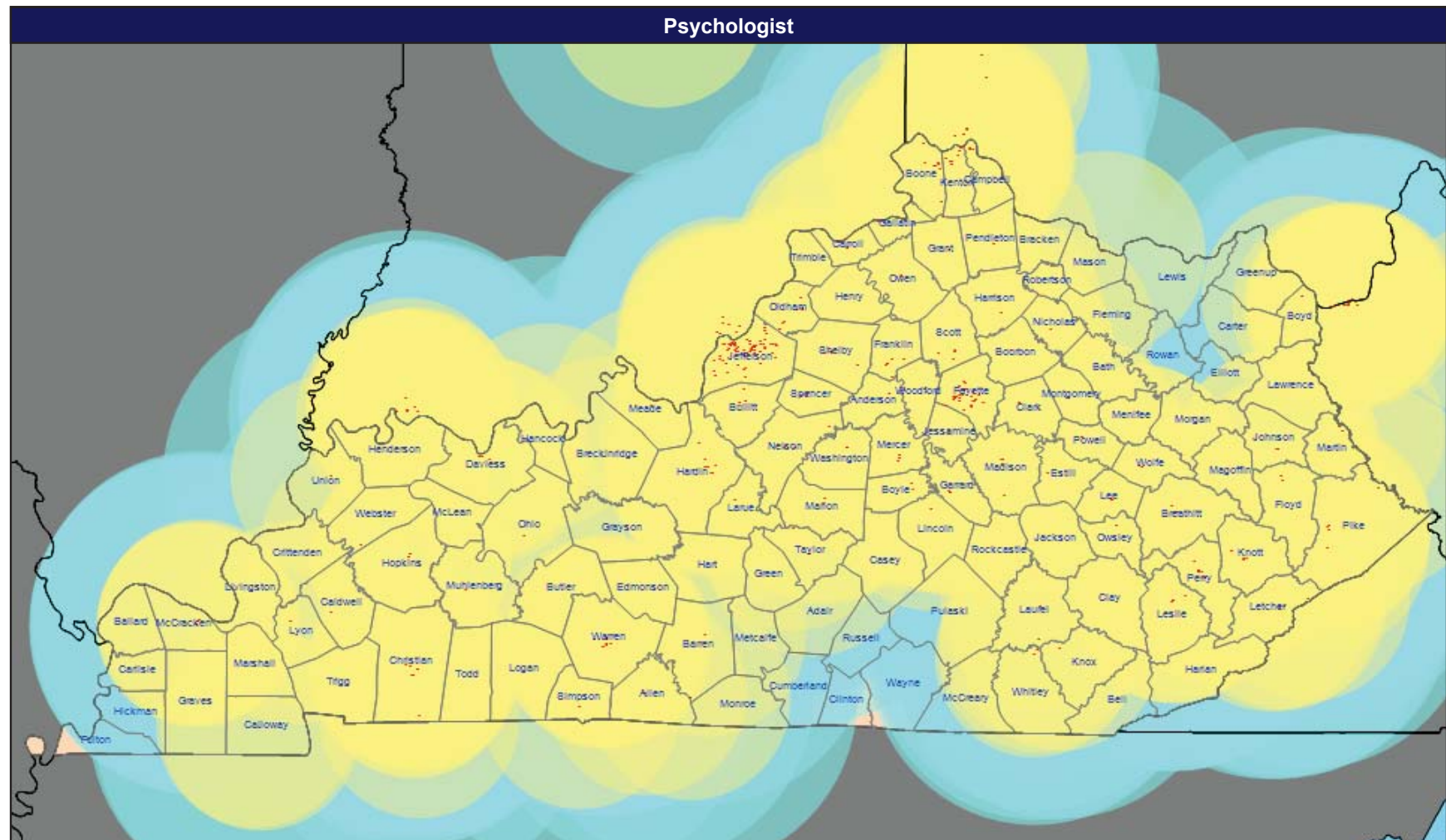
- All providers
- 30 mile radius
- 50 mile radius

Service Areas
Kentucky

42.46 miles

Network Analysis
Map

34



© 2020 Quest Analytics, LLC.

January 24, 2020

Psychologist

241 providers at 375 locations

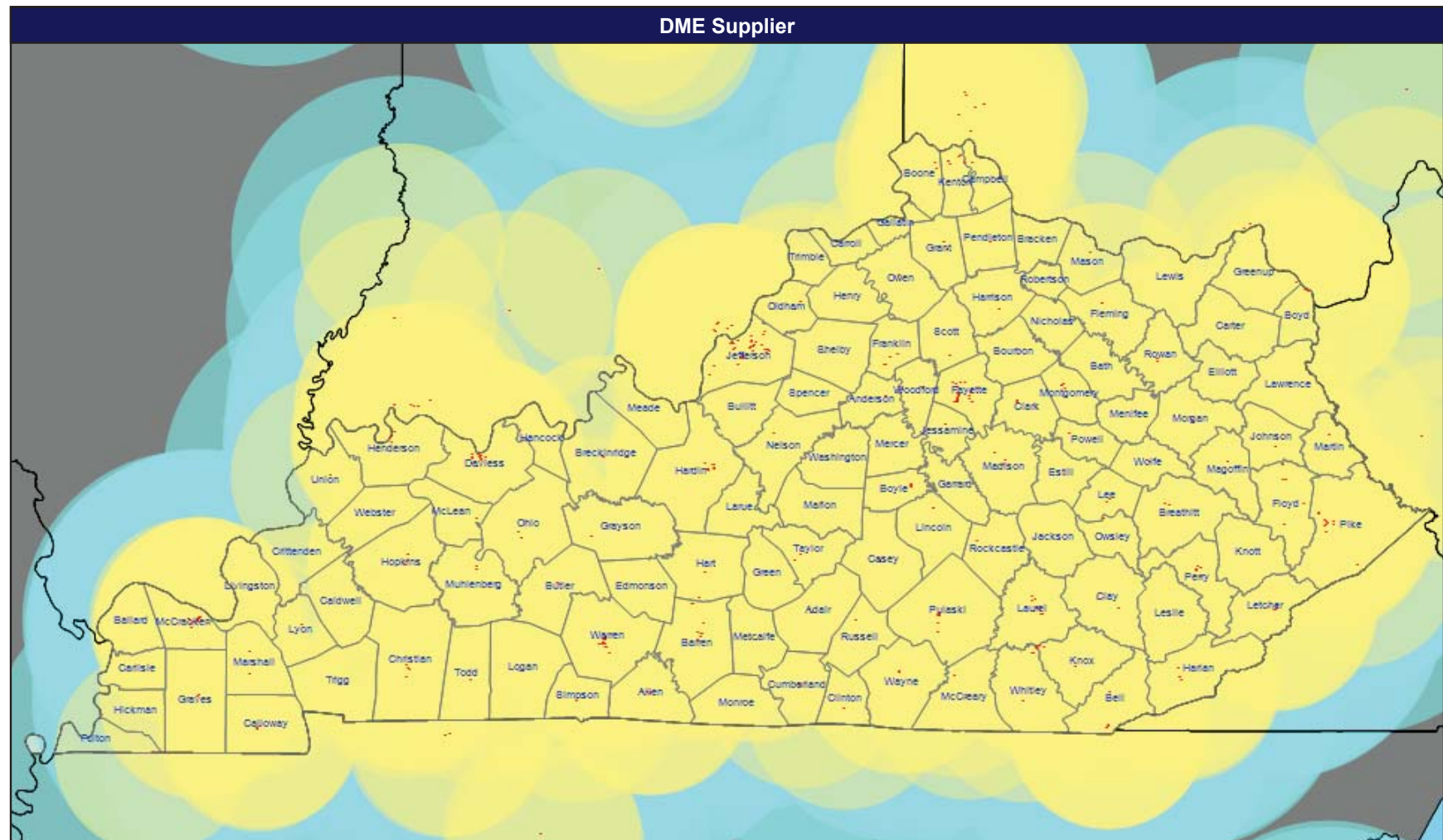
- All providers
- 30 mile radius
- 50 mile radius

Service Areas
Kentucky

42.46 miles

Network Analysis
Map

35



© 2020 Quest Analytics, LLC.

January 24, 2020

DME Supplier

292 providers at 396 locations

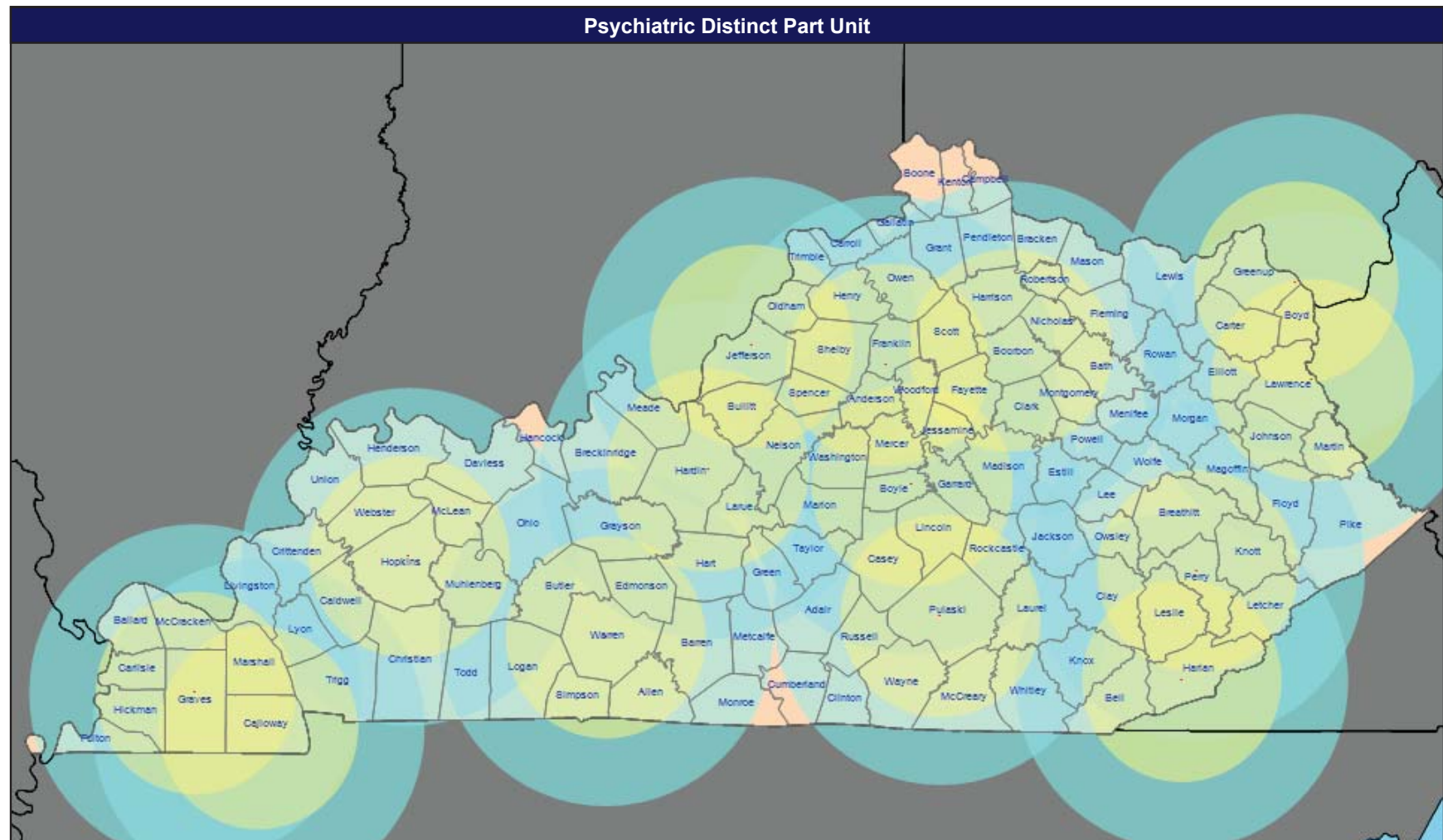
- All providers
- 30 mile radius
- 50 mile radius

Service Areas
Kentucky

42.46 miles

Network Analysis
Map

36



© 2020 Quest Analytics, LLC.

January 24, 2020

Psychiatric Distinct Part Unit

14 providers at 14 locations

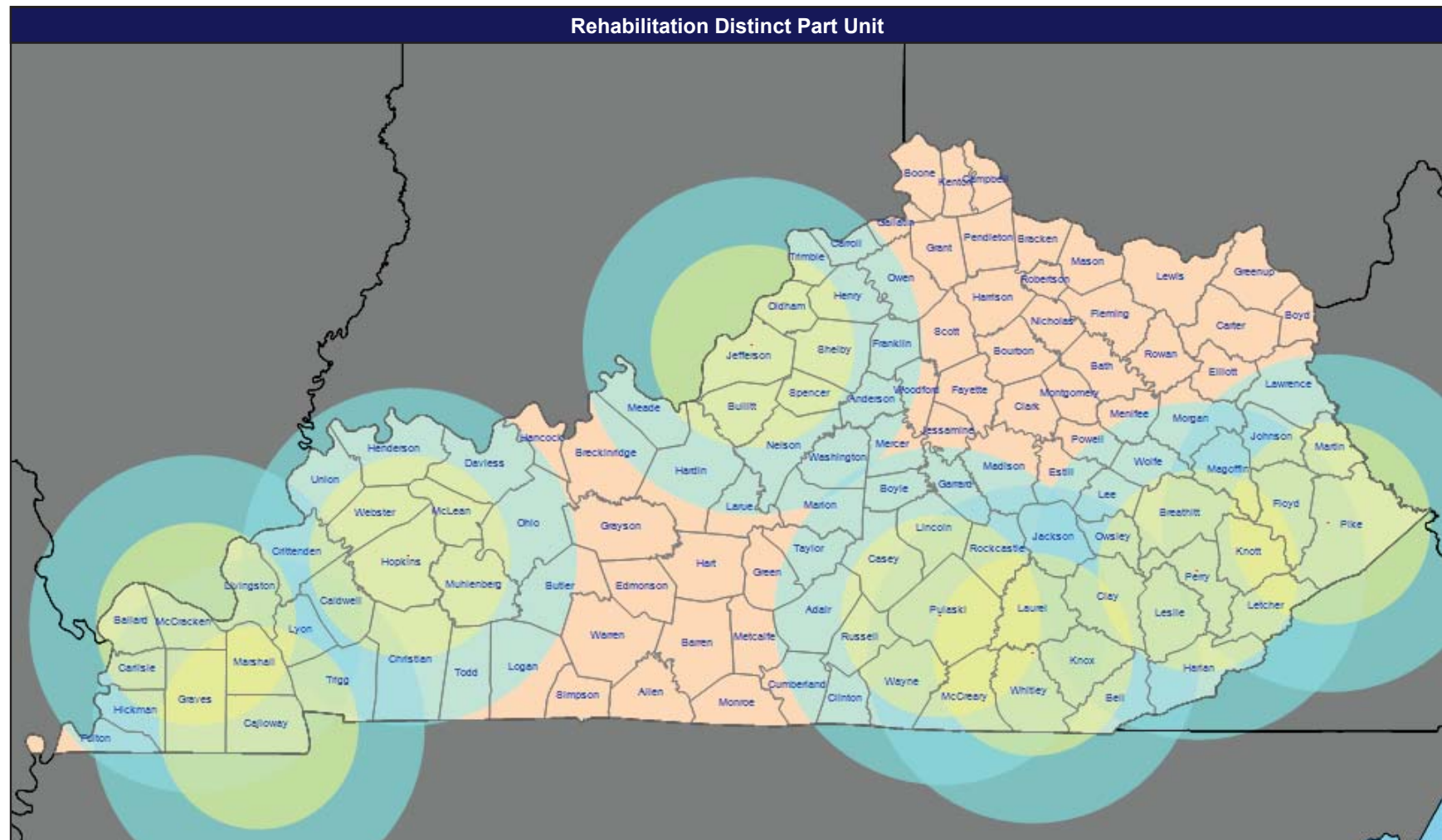
- All providers
- 30 mile radius
- 50 mile radius

Service Areas
Kentucky

42.46 miles

Network Analysis
Map

37



© 2020 Quest Analytics, LLC.

January 24, 2020

Rehabilitation Distinct Part Unit

8 providers at 8 locations

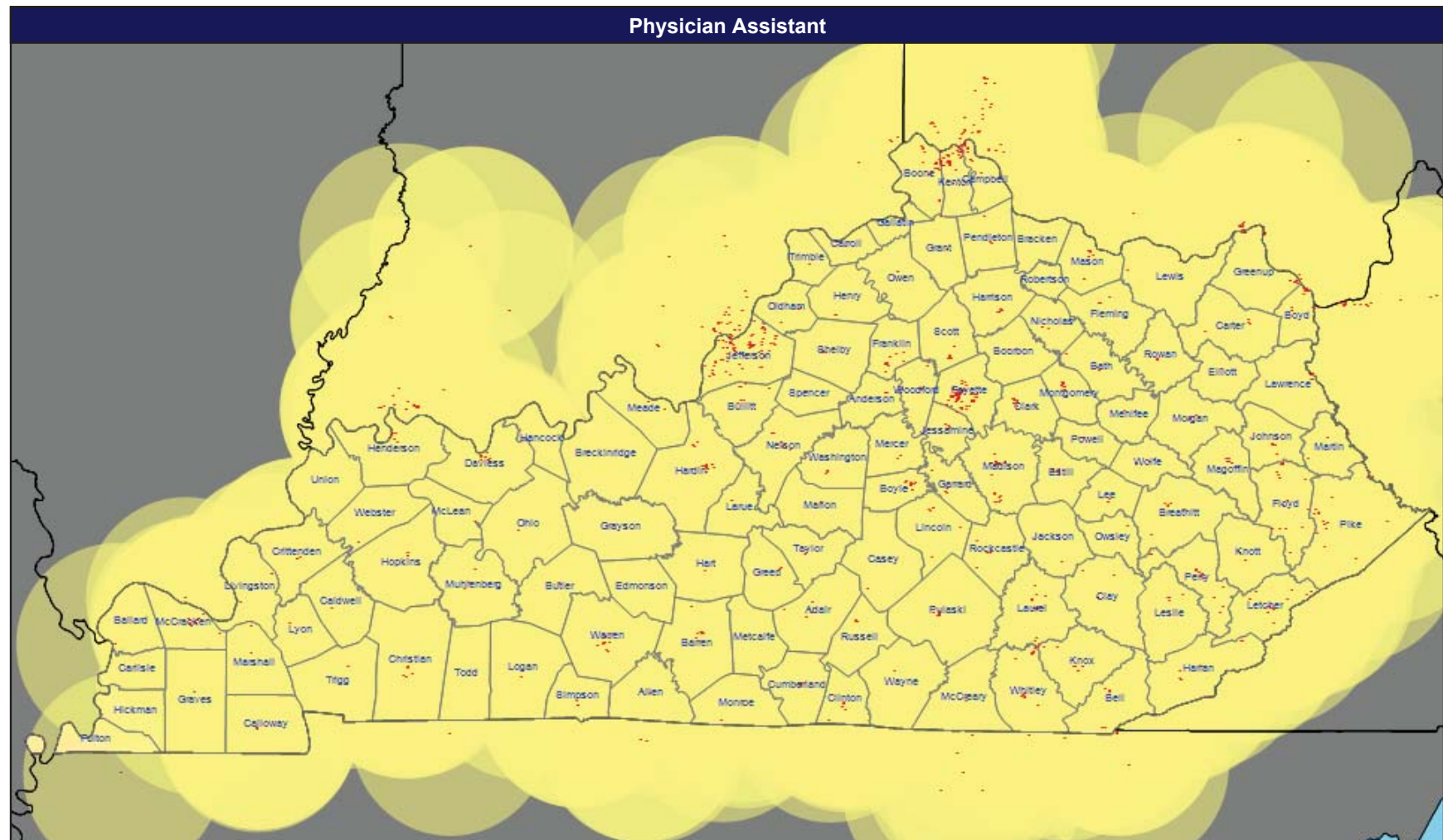
- All providers
- 30 mile radius
- 50 mile radius

Service Areas
Kentucky

42.46 miles

Network Analysis
Map

38



© 2020 Quest Analytics, LLC.

January 24, 2020

Kentucky

Physician Assistant

1,141 providers at 1,076 locations

● All providers

○ 30 mile radius

Service Areas

42.46 miles

Network Analysis - Members With and Without Access

39

Access Detail By Region

January 24, 2020

Access Analysis

Kentucky Rural Members

Member / Provider Groups

Rural Kentucky Members

General Hospital

Mental Hospital

Psychiatric Residential Treatment Facility

Nursing Home

Specialized Children Service Clinics

Health Access Nurturing

Development Svcs

Preventive & Remedial Public Health

Commission for Handicapped Children

Community Mental Health

Primary Care

Home Health

Rural Health Clinic

Ambulatory Surgical Centers

Independent Laboratory

...

Members With and Without Access									
Summarize By (REGION)	Member	Provider			With Access		Without Access		Average Distance
	#	Group	Standard	#	#	%	#	%	1
Region 1	7,801	General Hospital	1 in 30 miles	5	7,671	98.3	130	1.7	10.4
		Mental Hospital	1 in 30 miles	0	31	0.4	7,770	99.6	61.6
		Psychiatric Residential Treatment Facility	1 in 50 miles	0	0	0.0	7,801	100.0	103.2
		Nursing Home	1 in 50 miles	0	0	0.0	7,801	100.0	131.7
		Specialized Children Service Clinics	1 in 50 miles	0	1,784	22.9	6,017	77.1	61.4
		Health Access Nurturing Development Svcs	1 in 50 miles	0	0	0.0	7,801	100.0	172.7
		Preventive & Remedial Public Health	1 in 50 miles	32	7,801	100.0	0	0.0	6.0
		Commission for Handicapped Children	1 in 50 miles	1	7,642	98.0	159	2.0	24.9
		Community Mental Health	1 in 50 miles	16	7,801	100.0	0	0.0	8.0
		Primary Care	1 in 30 miles	12	7,797	99.9	4	0.1	8.2
		Home Health	1 in 50 miles	8	7,801	100.0	0	0.0	9.1
		Rural Health Clinic	1 in 50 miles	9	7,801	100.0	0	0.0	16.9
		Ambulatory Surgical Centers	1 in 50 miles	7	7,801	100.0	0	0.0	10.3
		Independent Laboratory	1 in 50 miles	7	7,801	100.0	0	0.0	10.4
		Dialysis Clinic	1 in 50 miles	7	7,801	100.0	0	0.0	9.4
		Hospice	1 in 50 miles	2	7,771	99.6	30	0.4	16.5
		EPSDT Special Services	1 in 50 miles	1	7,607	97.5	194	2.5	24.6
		Pharmacy	1 in 50 miles	63	7,801	100.0	0	0.0	3.6
		Emergency Transportation	1 in 50 miles	15	7,801	100.0	0	0.0	5.7
		Dentist - Individual	1 in 50 miles	19	7,667	98.3	134	1.7	14.4
		Dental - Group	1 in 50 miles	1	7,548	96.8	253	3.2	25.0
		Physician Individual	1 in 30 miles	3,021	7,801	100.0	0	0.0	3.4
		Physician - Group	1 in 30 miles	271	7,801	100.0	0	0.0	3.9
		Audiologist	1 in 50 miles	18	7,801	100.0	0	0.0	12.4
		Nurse Anesthetist	1 in 50 miles	145	7,801	100.0	0	0.0	9.2
		Optometrist - Individual	1 in 50 miles	88	7,801	100.0	0	0.0	7.4
		Certified Nurse Practitioner	1 in 50 miles	1,482	7,801	100.0	0	0.0	3.4
		Podiatrist	1 in 50 miles	11	7,801	100.0	0	0.0	10.8
		Clinical Social Worker	1 in 50 miles	82	7,801	100.0	0	0.0	6.6
		Chiropractor	1 in 50 miles	39	7,801	100.0	0	0.0	7.0
		X-Ray / Misc. Supplier	1 in 50 miles	0	0	0.0	7,801	100.0	147.2
		Physical Therapist	1 in 50 miles	29	7,801	100.0	0	0.0	8.3
		Occupational Therapist	1 in 50 miles	12	7,801	100.0	0	0.0	11.1
		Psychologist	1 in 50 miles	12	7,793	99.9	8	0.1	12.1
		DME Supplier	1 in 50 miles	21	7,801	100.0	0	0.0	7.1
		Psychiatric Distinct Part Unit	1 in 50 miles	2	7,801	100.0	0	0.0	20.2
		Rehabilitation Distinct Part Unit	1 in 50 miles	2	7,771	99.6	30	0.4	16.4
		Physician Assistant	1 in 30 miles	388	7,801	100.0	0	0.0	5.7
Region 2	5,198	General Hospital	1 in 30 miles	4	5,055	97.2	143	2.8	15.0
		Mental Hospital	1 in 30 miles	2	1,592	30.6	3,606	69.4	36.7

© 2020 Quest Analytics, LLC.

Continued on next page...

Network Analysis - Members With and Without Access

40

Access Detail By Region

January 24, 2020

Access Analysis

Kentucky Rural Members

Member / Provider Groups

Rural Kentucky Members

General Hospital

Mental Hospital

Psychiatric Residential Treatment
Facility

Nursing Home

Specialized Children Service Clinics

Health Access Nurturing
Development SvcsPreventive & Remedial Public
HealthCommission for Handicapped
Children

Community Mental Health

Primary Care

Home Health

Rural Health Clinic

Ambulatory Surgical Centers

Independent Laboratory

...

Members With and Without Access									
Summarize By (REGION)	Member	Provider			With Access		Without Access		Average Distance
	#	Group	Standard	#	#	%	#	%	1
Region 2	5,198	Psychiatric Residential Trea...	1 in 50 miles	2	3,293	63.4	1,905	36.6	50.6
		Nursing Home	1 in 50 miles	0	521	10.0	4,677	90.0	74.9
		Specialized Children Servic...	1 in 50 miles	1	4,376	84.2	822	15.8	37.4
		Health Access Nurturing De...	1 in 50 miles	0	0	0.0	5,198	100.0	113.2
		Preventive & Remedial Publ...	1 in 50 miles	25	5,198	100.0	0	0.0	8.6
		Commission for Handicappe...	1 in 50 miles	2	4,996	96.1	202	3.9	32.1
		Community Mental Health	1 in 50 miles	34	5,198	100.0	0	0.0	9.3
		Primary Care	1 in 30 miles	21	5,198	100.0	0	0.0	11.2
		Home Health	1 in 50 miles	12	5,198	100.0	0	0.0	11.6
		Rural Health Clinic	1 in 50 miles	11	5,198	100.0	0	0.0	15.5
		Ambulatory Surgical Centers	1 in 50 miles	6	5,198	100.0	0	0.0	14.8
		Independent Laboratory	1 in 50 miles	5	5,198	100.0	0	0.0	14.4
		Dialysis Clinic	1 in 50 miles	11	5,198	100.0	0	0.0	12.4
		Hospice	1 in 50 miles	5	5,198	100.0	0	0.0	15.2
		EPSTD Special Services	1 in 50 miles	1	4,084	78.6	1,114	21.4	37.4
		Pharmacy	1 in 50 miles	79	5,198	100.0	0	0.0	3.7
		Emergency Transportation	1 in 50 miles	12	5,198	100.0	0	0.0	6.8
		Dentist - Individual	1 in 50 miles	56	5,198	100.0	0	0.0	7.2
		Dental - Group	1 in 50 miles	0	2,341	45.0	2,857	55.0	48.8
		Physician Individual	1 in 30 miles	3,527	5,198	100.0	0	0.0	3.7
		Physician - Group	1 in 30 miles	311	5,198	100.0	0	0.0	4.7
		Audiologist	1 in 50 miles	27	5,198	100.0	0	0.0	14.9
		Nurse Anesthetist	1 in 50 miles	182	5,198	100.0	0	0.0	14.2
		Optometrist - Individual	1 in 50 miles	85	5,198	100.0	0	0.0	7.9
		Certified Nurse Practitioner	1 in 50 miles	2,176	5,198	100.0	0	0.0	3.8
		Podiatrist	1 in 50 miles	31	5,198	100.0	0	0.0	12.5
		Clinical Social Worker	1 in 50 miles	308	5,198	100.0	0	0.0	5.4
		Chiropractor	1 in 50 miles	57	5,198	100.0	0	0.0	10.1
		X-Ray / Misc. Supplier	1 in 50 miles	0	64	1.2	5,134	98.8	90.1
		Physical Therapist	1 in 50 miles	139	5,198	100.0	0	0.0	11.5
		Occupational Therapist	1 in 50 miles	42	5,198	100.0	0	0.0	14.0
		Psychologist	1 in 50 miles	42	5,198	100.0	0	0.0	9.5
		DME Supplier	1 in 50 miles	33	5,198	100.0	0	0.0	9.1
		Psychiatric Distinct Part Unit	1 in 50 miles	1	5,084	97.8	114	2.2	24.5
		Rehabilitation Distinct Part...	1 in 50 miles	1	4,992	96.0	206	4.0	24.9
		Physician Assistant	1 in 30 miles	310	5,198	100.0	0	0.0	8.3
Region 3	2,420	General Hospital	1 in 30 miles	21	2,404	99.3	16	0.7	12.7
		Mental Hospital	1 in 30 miles	5	1,218	50.3	1,202	49.7	29.1
		Psychiatric Residential Trea...	1 in 50 miles	6	1,389	57.4	1,031	42.6	46.0
		Nursing Home	1 in 50 miles	4	2,420	100.0	0	0.0	26.6

© 2020 Quest Analytics, LLC.

Continued on next page...

Anthem Kentucky Managed Care Plan, Inc. (Anthem)

Network Analysis - Members With and Without Access

41

Access Detail By Region

January 24, 2020

Access Analysis

Kentucky Rural Members

Member / Provider Groups

Rural Kentucky Members

General Hospital

Mental Hospital

Psychiatric Residential Treatment Facility

Nursing Home

Specialized Children Service Clinics

Health Access Nurturing

Development Svcs

Preventive & Remedial Public Health

Commission for Handicapped Children

Community Mental Health

Primary Care

Home Health

Rural Health Clinic

Ambulatory Surgical Centers

Independent Laboratory

...

Members With and Without Access									
Summarize By (REGION)	Member	Provider			With Access		Without Access		Average Distance
	#	Group	Standard	#	#	%	#	%	1
Region 3	2,420	Specialized Children Serv...	1 in 50 miles	1	2,060	85.1	360	14.9	36.9
		Health Access Nurturing De...	1 in 50 miles	4	1,331	55.0	1,089	45.0	47.7
		Preventive & Remedial Publ...	1 in 50 miles	59	2,420	100.0	0	0.0	8.2
		Commission for Handicappe...	1 in 50 miles	3	2,414	99.8	6	0.2	33.8
		Community Mental Health	1 in 50 miles	45	2,420	100.0	0	0.0	6.8
		Primary Care	1 in 30 miles	52	2,420	100.0	0	0.0	10.1
		Home Health	1 in 50 miles	17	2,420	100.0	0	0.0	11.3
		Rural Health Clinic	1 in 50 miles	11	2,420	100.0	0	0.0	13.2
		Ambulatory Surgical Centers	1 in 50 miles	27	2,420	100.0	0	0.0	12.7
		Independent Laboratory	1 in 50 miles	24	2,420	100.0	0	0.0	12.7
		Dialysis Clinic	1 in 50 miles	38	2,420	100.0	0	0.0	9.8
		Hospice	1 in 50 miles	3	2,420	100.0	0	0.0	23.3
		EPSDT Special Services	1 in 50 miles	6	1,432	59.2	988	40.8	46.7
		Pharmacy	1 in 50 miles	186	2,420	100.0	0	0.0	5.2
		Emergency Transportation	1 in 50 miles	27	2,420	100.0	0	0.0	7.6
		Dentist - Individual	1 in 50 miles	1,392	2,420	100.0	0	0.0	9.7
		Dental - Group	1 in 50 miles	15	2,308	95.4	112	4.6	37.2
		Physician Individual	1 in 30 miles	17,192	2,420	100.0	0	0.0	3.5
		Physician - Group	1 in 30 miles	2,139	2,420	100.0	0	0.0	4.4
		Audiologist	1 in 50 miles	197	2,420	100.0	0	0.0	14.4
		Nurse Anesthetist	1 in 50 miles	2,250	2,420	100.0	0	0.0	8.5
		Optometrist - Individual	1 in 50 miles	568	2,420	100.0	0	0.0	6.8
		Certified Nurse Practitioner	1 in 50 miles	13,797	2,420	100.0	0	0.0	3.5
		Podiatrist	1 in 50 miles	180	2,420	100.0	0	0.0	9.8
		Clinical Social Worker	1 in 50 miles	3,684	2,420	100.0	0	0.0	5.7
		Chiropractor	1 in 50 miles	230	2,420	100.0	0	0.0	6.7
		X-Ray / Misc. Supplier	1 in 50 miles	3	2,414	99.8	6	0.2	32.5
		Physical Therapist	1 in 50 miles	1,197	2,420	100.0	0	0.0	7.4
		Occupational Therapist	1 in 50 miles	827	2,420	100.0	0	0.0	13.8
		Psychologist	1 in 50 miles	699	2,420	100.0	0	0.0	10.2
		DME Supplier	1 in 50 miles	63	2,420	100.0	0	0.0	10.2
		Psychiatric Distinct Part Unit	1 in 50 miles	2	2,420	100.0	0	0.0	30.9
		Rehabilitation Distinct Part...	1 in 50 miles	1	1,036	42.8	1,384	57.2	51.5
		Physician Assistant	1 in 30 miles	1,489	2,420	100.0	0	0.0	8.3
Region 4	14,229	General Hospital	1 in 30 miles	11	13,893	97.6	336	2.4	13.4
		Mental Hospital	1 in 30 miles	1	3,273	23.0	10,956	77.0	51.9
		Psychiatric Residential Trea...	1 in 50 miles	0	14	0.1	14,215	99.9	88.3
		Nursing Home	1 in 50 miles	1	11,129	78.2	3,100	21.8	39.1
		Specialized Children Servic...	1 in 50 miles	1	10,543	74.1	3,686	25.9	40.8
		Health Access Nurturing De...	1 in 50 miles	0	117	0.8	14,112	99.2	91.1

© 2020 Quest Analytics, LLC.

Continued on next page...

Network Analysis - Members With and Without Access

42

Access Detail By Region

January 24, 2020

Access Analysis

Kentucky Rural Members

Member / Provider Groups

Rural Kentucky Members

General Hospital

Mental Hospital

Psychiatric Residential Treatment
Facility

Nursing Home

Specialized Children Service Clinics

Health Access Nurturing

Development Svcs

Preventive & Remedial Public
HealthCommission for Handicapped
Children

Community Mental Health

Primary Care

Home Health

Rural Health Clinic

Ambulatory Surgical Centers

Independent Laboratory

...

Members With and Without Access									
Summarize By (REGION)	Member #	Provider			With Access		Without Access		Average Distance
		Group	Standard	#	#	%	#	%	1
Region 4	14,229	Preventive & Remedial Publ...	1 in 50 miles	80	14,229	100.0	0	0.0	7.4
		Commission for Handicappe...	1 in 50 miles	2	13,791	96.9	438	3.1	28.8
		Community Mental Health	1 in 50 miles	23	14,229	100.0	0	0.0	10.2
		Primary Care	1 in 30 miles	63	14,229	100.0	0	0.0	7.2
		Home Health	1 in 50 miles	11	14,229	100.0	0	0.0	12.8
		Rural Health Clinic	1 in 50 miles	29	14,229	100.0	0	0.0	10.2
		Ambulatory Surgical Centers	1 in 50 miles	12	14,229	100.0	0	0.0	13.3
		Independent Laboratory	1 in 50 miles	16	14,229	100.0	0	0.0	12.0
		Dialysis Clinic	1 in 50 miles	11	14,229	100.0	0	0.0	13.8
		Hospice	1 in 50 miles	3	14,165	99.6	64	0.4	21.5
		EPSDT Special Services	1 in 50 miles	0	4,854	34.1	9,375	65.9	60.2
		Pharmacy	1 in 50 miles	122	14,229	100.0	0	0.0	4.3
		Emergency Transportation	1 in 50 miles	20	14,229	100.0	0	0.0	7.1
		Dentist - Individual	1 in 50 miles	118	14,229	100.0	0	0.0	6.4
		Dental - Group	1 in 50 miles	6	9,184	64.5	5,045	35.5	36.8
		Physician Individual	1 in 30 miles	5,424	14,229	100.0	0	0.0	4.0
		Physician - Group	1 in 30 miles	502	14,229	100.0	0	0.0	4.4
		Audiologist	1 in 50 miles	44	13,818	97.1	411	2.9	25.6
		Nurse Anesthetist	1 in 50 miles	799	14,229	100.0	0	0.0	8.6
		Optometrist - Individual	1 in 50 miles	160	14,229	100.0	0	0.0	5.8
		Certified Nurse Practitioner	1 in 50 miles	3,077	14,229	100.0	0	0.0	3.7
		Podiatrist	1 in 50 miles	89	14,229	100.0	0	0.0	10.4
		Clinical Social Worker	1 in 50 miles	557	14,229	100.0	0	0.0	5.1
		Chiropractor	1 in 50 miles	97	14,229	100.0	0	0.0	5.8
		X-Ray / Misc. Supplier	1 in 50 miles	2	13,187	92.7	1,042	7.3	29.2
		Physical Therapist	1 in 50 miles	1,095	14,229	100.0	0	0.0	7.5
		Occupational Therapist	1 in 50 miles	256	14,229	100.0	0	0.0	9.1
		Psychologist	1 in 50 miles	17	14,181	99.7	48	0.3	20.1
		DME Supplier	1 in 50 miles	65	14,229	100.0	0	0.0	6.0
		Psychiatric Distinct Part Unit	1 in 50 miles	2	13,537	95.1	692	4.9	29.1
		Rehabilitation Distinct Part...	1 in 50 miles	1	7,353	51.7	6,876	48.3	46.0
		Physician Assistant	1 in 30 miles	568	14,229	100.0	0	0.0	5.4
Region 5	14,311	General Hospital	1 in 30 miles	17	14,261	99.7	50	0.3	9.7
		Mental Hospital	1 in 30 miles	2	6,448	45.1	7,863	54.9	32.6
		Psychiatric Residential Trea...	1 in 50 miles	0	3,265	22.8	11,046	77.2	74.8
		Nursing Home	1 in 50 miles	4	14,053	98.2	258	1.8	24.2
		Specialized Children Servic...	1 in 50 miles	1	14,149	98.9	162	1.1	32.6
		Health Access Nurturing De...	1 in 50 miles	0	2,854	19.9	11,457	80.1	76.9
		Preventive & Remedial Publ...	1 in 50 miles	126	14,311	100.0	0	0.0	4.8
		Commission for Handicappe...	1 in 50 miles	2	14,289	99.8	22	0.2	32.3

© 2020 Quest Analytics, LLC.

Continued on next page...

Network Analysis - Members With and Without Access

43

Access Detail By Region

January 24, 2020

Access Analysis

Kentucky Rural Members

Member / Provider Groups

Rural Kentucky Members

General Hospital

Mental Hospital

Psychiatric Residential Treatment
Facility

Nursing Home

Specialized Children Service Clinics

Health Access Nurturing
Development SvcsPreventive & Remedial Public
HealthCommission for Handicapped
Children

Community Mental Health

Primary Care

Home Health

Rural Health Clinic

Ambulatory Surgical Centers

Independent Laboratory

...

Members With and Without Access									
Summarize By (REGION)	Member	Provider			With Access		Without Access		Average Distance
	#	Group	Standard	#	#	%	#	%	1
Region 5	14,311	Community Mental Health	1 in 50 miles	17	14,311	100.0	0	0.0	14.3
		Primary Care	1 in 30 miles	171	14,311	100.0	0	0.0	3.8
		Home Health	1 in 50 miles	33	14,311	100.0	0	0.0	7.0
		Rural Health Clinic	1 in 50 miles	56	14,311	100.0	0	0.0	8.5
		Ambulatory Surgical Centers	1 in 50 miles	23	14,311	100.0	0	0.0	9.7
		Independent Laboratory	1 in 50 miles	23	14,311	100.0	0	0.0	9.5
		Dialysis Clinic	1 in 50 miles	25	14,311	100.0	0	0.0	9.5
		Hospice	1 in 50 miles	9	14,311	100.0	0	0.0	11.6
		EPSDT Special Services	1 in 50 miles	5	14,311	100.0	0	0.0	19.0
		Pharmacy	1 in 50 miles	150	14,311	100.0	0	0.0	3.3
		Emergency Transportation	1 in 50 miles	22	14,311	100.0	0	0.0	6.5
		Dentist - Individual	1 in 50 miles	726	14,311	100.0	0	0.0	3.8
		Dental - Group	1 in 50 miles	12	13,774	96.2	537	3.8	27.0
		Physician Individual	1 in 30 miles	13,891	14,311	100.0	0	0.0	2.7
		Physician - Group	1 in 30 miles	944	14,311	100.0	0	0.0	3.6
		Audiologist	1 in 50 miles	85	14,311	100.0	0	0.0	10.4
		Nurse Anesthetist	1 in 50 miles	2,822	14,311	100.0	0	0.0	6.9
		Optometrist - Individual	1 in 50 miles	347	14,311	100.0	0	0.0	5.1
		Certified Nurse Practitioner	1 in 50 miles	9,175	14,311	100.0	0	0.0	2.7
		Podiatrist	1 in 50 miles	106	14,311	100.0	0	0.0	7.6
		Clinical Social Worker	1 in 50 miles	743	14,311	100.0	0	0.0	3.4
		Chiropractor	1 in 50 miles	200	14,311	100.0	0	0.0	4.3
		X-Ray / Misc. Supplier	1 in 50 miles	6	14,311	100.0	0	0.0	13.6
		Physical Therapist	1 in 50 miles	379	14,311	100.0	0	0.0	6.5
		Occupational Therapist	1 in 50 miles	230	14,311	100.0	0	0.0	12.3
		Psychologist	1 in 50 miles	114	14,311	100.0	0	0.0	6.0
		DME Supplier	1 in 50 miles	63	14,311	100.0	0	0.0	6.6
		Psychiatric Distinct Part Unit	1 in 50 miles	3	14,276	99.8	35	0.2	21.0
		Rehabilitation Distinct Part...	1 in 50 miles	0	8,152	57.0	6,159	43.0	49.3
		Physician Assistant	1 in 30 miles	2,938	14,311	100.0	0	0.0	3.4
Region 7	4,318	General Hospital	1 in 30 miles	5	3,959	91.7	359	8.3	16.2
		Mental Hospital	1 in 30 miles	0	1	0.1	4,317	99.9	68.0
		Psychiatric Residential Trea...	1 in 50 miles	0	33	0.8	4,285	99.2	90.6
		Nursing Home	1 in 50 miles	1	3,449	79.9	869	20.1	33.1
		Specialized Children Servic...	1 in 50 miles	2	4,318	100.0	0	0.0	19.7
		Health Access Nurturing De...	1 in 50 miles	0	0	0.0	4,318	100.0	126.1
		Preventive & Remedial Publ...	1 in 50 miles	57	4,318	100.0	0	0.0	5.3
		Commission for Handicappe...	1 in 50 miles	2	4,308	99.8	10	0.2	27.2
		Community Mental Health	1 in 50 miles	28	4,318	100.0	0	0.0	6.4
		Primary Care	1 in 30 miles	27	4,318	100.0	0	0.0	7.6

© 2020 Quest Analytics, LLC.

Continued on next page...

Network Analysis - Members With and Without Access

44

Access Detail By Region

January 24, 2020

Access Analysis

Kentucky Rural Members

Member / Provider Groups

Rural Kentucky Members

General Hospital

Mental Hospital

Psychiatric Residential Treatment
Facility

Nursing Home

Specialized Children Service Clinics

Health Access Nurturing

Development Svcs

Preventive & Remedial Public
HealthCommission for Handicapped
Children

Community Mental Health

Primary Care

Home Health

Rural Health Clinic

Ambulatory Surgical Centers

Independent Laboratory

...

Members With and Without Access									
Summarize By (REGION)	Member	Provider			With Access		Without Access		Average Distance
	#	Group	Standard	#	#	%	#	%	1
Region 7	4,318	Home Health	1 in 50 miles	8	4,318	100.0	0	0.0	18.6
		Rural Health Clinic	1 in 50 miles	3	4,304	99.7	14	0.3	25.1
		Ambulatory Surgical Centers	1 in 50 miles	6	4,318	100.0	0	0.0	16.2
		Independent Laboratory	1 in 50 miles	5	4,318	100.0	0	0.0	16.2
		Dialysis Clinic	1 in 50 miles	10	4,318	100.0	0	0.0	11.8
		Hospice	1 in 50 miles	2	4,318	100.0	0	0.0	24.0
		EPSDT Special Services	1 in 50 miles	1	3,169	73.4	1,149	26.6	31.6
		Pharmacy	1 in 50 miles	63	4,318	100.0	0	0.0	5.1
		Emergency Transportation	1 in 50 miles	14	4,318	100.0	0	0.0	10.6
		Dentist - Individual	1 in 50 miles	77	4,318	100.0	0	0.0	7.7
		Dental - Group	1 in 50 miles	0	2,108	48.8	2,210	51.2	54.2
		Physician Individual	1 in 30 miles	2,588	4,318	100.0	0	0.0	4.2
		Physician - Group	1 in 30 miles	289	4,318	100.0	0	0.0	5.2
		Audiologist	1 in 50 miles	36	4,318	100.0	0	0.0	22.7
		Nurse Anesthetist	1 in 50 miles	287	4,318	100.0	0	0.0	13.1
		Optometrist - Individual	1 in 50 miles	44	4,318	100.0	0	0.0	10.1
		Certified Nurse Practitioner	1 in 50 miles	1,077	4,318	100.0	0	0.0	4.9
		Podiatrist	1 in 50 miles	18	4,318	100.0	0	0.0	14.0
		Clinical Social Worker	1 in 50 miles	147	4,318	100.0	0	0.0	7.0
		Chiropractor	1 in 50 miles	43	4,318	100.0	0	0.0	12.0
		X-Ray / Misc. Supplier	1 in 50 miles	0	2,712	62.8	1,606	37.2	45.7
		Physical Therapist	1 in 50 miles	51	4,318	100.0	0	0.0	9.6
		Occupational Therapist	1 in 50 miles	9	4,318	100.0	0	0.0	14.7
		Psychologist	1 in 50 miles	3	4,318	100.0	0	0.0	19.6
		DME Supplier	1 in 50 miles	13	4,318	100.0	0	0.0	13.4
		Psychiatric Distinct Part Unit	1 in 50 miles	2	4,236	98.1	82	1.9	33.2
		Rehabilitation Distinct Part...	1 in 50 miles	0	669	15.5	3,649	84.5	73.5
		Physician Assistant	1 in 30 miles	359	4,318	100.0	0	0.0	5.3
Region 8	15,962	General Hospital	1 in 30 miles	14	15,962	100.0	0	0.0	9.9
		Mental Hospital	1 in 30 miles	0	0	0.0	15,962	100.0	91.3
		Psychiatric Residential Trea...	1 in 50 miles	0	0	0.0	15,962	100.0	141.8
		Nursing Home	1 in 50 miles	0	334	2.1	15,628	97.9	81.2
		Specialized Children Servic...	1 in 50 miles	4	15,962	100.0	0	0.0	19.4
		Health Access Nurturing De...	1 in 50 miles	0	0	0.0	15,962	100.0	149.4
		Preventive & Remedial Publ...	1 in 50 miles	167	15,962	100.0	0	0.0	4.2
		Commission for Handicappe...	1 in 50 miles	7	15,962	100.0	0	0.0	20.7
		Community Mental Health	1 in 50 miles	79	15,962	100.0	0	0.0	5.2
		Primary Care	1 in 30 miles	164	15,962	100.0	0	0.0	4.2
		Home Health	1 in 50 miles	21	15,962	100.0	0	0.0	8.3
		Rural Health Clinic	1 in 50 miles	49	15,962	100.0	0	0.0	7.5

© 2020 Quest Analytics, LLC.

Continued on next page...

Network Analysis - Members With and Without Access

45

Access Detail By Region

January 24, 2020

Access Analysis

Kentucky Rural Members

Member / Provider Groups

Rural Kentucky Members

General Hospital

Mental Hospital

Psychiatric Residential Treatment
Facility

Nursing Home

Specialized Children Service Clinics

Health Access Nurturing

Development Svcs

Preventive & Remedial Public
HealthCommission for Handicapped
Children

Community Mental Health

Primary Care

Home Health

Rural Health Clinic

Ambulatory Surgical Centers

Independent Laboratory

...

Members With and Without Access									
Summarize By (REGION)	Member	Provider			With Access		Without Access		Average Distance
	#	Group	Standard	#	#	%	#	%	1
Region 8	15,962	Ambulatory Surgical Centers	1 in 50 miles	15	15,962	100.0	0	0.0	9.8
		Independent Laboratory	1 in 50 miles	17	15,962	100.0	0	0.0	9.8
		Dialysis Clinic	1 in 50 miles	11	15,962	100.0	0	0.0	15.0
		Hospice	1 in 50 miles	6	15,962	100.0	0	0.0	15.8
		EPSTD Special Services	1 in 50 miles	2	11,220	70.3	4,742	29.7	35.5
		Pharmacy	1 in 50 miles	170	15,962	100.0	0	0.0	3.7
		Emergency Transportation	1 in 50 miles	20	15,962	100.0	0	0.0	8.0
		Dentist - Individual	1 in 50 miles	289	15,962	100.0	0	0.0	4.8
		Dental - Group	1 in 50 miles	0	2	0.1	15,960	99.9	91.5
		Physician Individual	1 in 30 miles	7,188	15,962	100.0	0	0.0	2.9
		Physician - Group	1 in 30 miles	553	15,962	100.0	0	0.0	3.8
		Audiologist	1 in 50 miles	67	15,962	100.0	0	0.0	14.7
		Nurse Anesthetist	1 in 50 miles	980	15,962	100.0	0	0.0	8.5
		Optometrist - Individual	1 in 50 miles	166	15,962	100.0	0	0.0	5.8
		Certified Nurse Practitioner	1 in 50 miles	4,042	15,962	100.0	0	0.0	3.0
		Podiatrist	1 in 50 miles	52	15,962	100.0	0	0.0	8.7
		Clinical Social Worker	1 in 50 miles	1,089	15,962	100.0	0	0.0	4.5
		Chiropractor	1 in 50 miles	54	15,962	100.0	0	0.0	9.5
		X-Ray / Misc. Supplier	1 in 50 miles	1	9,125	57.2	6,837	42.8	52.4
		Physical Therapist	1 in 50 miles	147	15,962	100.0	0	0.0	7.0
		Occupational Therapist	1 in 50 miles	92	15,962	100.0	0	0.0	8.2
		Psychologist	1 in 50 miles	170	15,962	100.0	0	0.0	9.8
		DME Supplier	1 in 50 miles	75	15,962	100.0	0	0.0	5.8
		Psychiatric Distinct Part Unit	1 in 50 miles	2	15,617	97.8	345	2.2	31.0
		Rehabilitation Distinct Part...	1 in 50 miles	3	15,953	99.9	9	0.1	20.5
		Physician Assistant	1 in 30 miles	1,166	15,962	100.0	0	0.0	3.8
Grand Totals	64,239	General Hospital	1 in 30 miles	77	63,205	98.4	1,034	1.6	11.6
		Mental Hospital	1 in 30 miles	10	12,563	19.6	51,676	80.4	57.6
		Psychiatric Residential Trea...	1 in 50 miles	8	7,994	12.4	56,245	87.6	95.9
		Nursing Home	1 in 50 miles	10	31,906	49.7	32,333	50.3	59.5
		Specialized Children Servic...	1 in 50 miles	10	53,192	82.8	11,047	17.2	34.3
		Health Access Nurturing De...	1 in 50 miles	4	4,302	6.7	59,937	93.3	114.8
		Preventive & Remedial Publ...	1 in 50 miles	546	64,239	100.0	0	0.0	5.8
		Commission for Handicappe...	1 in 50 miles	19	63,402	98.7	837	1.3	27.4
		Community Mental Health	1 in 50 miles	242	64,239	100.0	0	0.0	9.1
		Primary Care	1 in 30 miles	510	64,235	99.9	4	0.1	6.3
		Home Health	1 in 50 miles	110	64,239	100.0	0	0.0	10.2
		Rural Health Clinic	1 in 50 miles	168	64,225	99.9	14	0.1	11.5
		Ambulatory Surgical Centers	1 in 50 miles	96	64,239	100.0	0	0.0	11.6

© 2020 Quest Analytics, LLC.

Continued on next page...

January 24, 2020

Kentucky Rural Members

Rural Kentucky Members

General Hospital

Mental Hospital

Psychiatric Residential Treatment Facility

Nursing Home

Specialized Children Service Clinics

Health Access Nurturing

Development Svcs

Preventive & Remedial Public Health

Commission for Handicapped
Children

Community Mental Health

Primary Care

Home Health

Rural Health Clinic

Ambulatory Surgical Centers

Independent Laboratory

...

© 2020 Quest Analytics, LLC.

Network Analysis - Members With and Without Access

47

Access Detail By Region

January 24, 2020

Access Analysis

Kentucky Urban Members

Member / Provider Groups

Urban Kentucky Members

General Hospital

Mental Hospital

Psychiatric Residential Treatment Facility

Nursing Home

Specialized Children Service Clinics

Health Access Nurturing

Development Svcs

Preventive & Remedial Public Health

Commission for Handicapped Children

Community Mental Health

Primary Care

Home Health

Rural Health Clinic

Ambulatory Surgical Centers

Independent Laboratory

...

Members With and Without Access									
Summarize By (REGION)	Member	Provider			With Access		Without Access		Average Distance
	#	Group	Standard	#	#	%	#	%	1
Region 2	6,741	General Hospital	1 in 30 miles	4	6,401	95.0	340	5.0	10.7
		Mental Hospital	1 in 30 miles	2	3,707	55.0	3,034	45.0	32.6
		Psychiatric Residential Treatment Facility	1 in 30 miles	2	2,895	42.9	3,846	57.1	47.1
		Nursing Home	1 in 30 miles	0	137	2.0	6,604	98.0	75.5
		Specialized Children Service Clinics	1 in 30 miles	1	3,707	55.0	3,034	45.0	34.0
		Health Access Nurturing Development Svcs	1 in 30 miles	0	0	0.0	6,741	100.0	111.8
		Preventive & Remedial Public Health	1 in 30 miles	25	5,401	80.1	1,340	19.9	15.4
		Commission for Handicapped Children	1 in 30 miles	2	6,524	96.8	217	3.2	12.4
		Community Mental Health	1 in 30 miles	34	6,741	100.0	0	0.0	3.8
		Primary Care	1 in 30 miles	21	6,441	95.5	300	4.5	12.1
		Home Health	1 in 30 miles	12	6,741	100.0	0	0.0	6.9
		Rural Health Clinic	1 in 30 miles	11	6,269	93.0	472	7.0	14.8
		Ambulatory Surgical Centers	1 in 30 miles	6	6,741	100.0	0	0.0	6.4
		Independent Laboratory	1 in 30 miles	5	6,741	100.0	0	0.0	6.1
		Dialysis Clinic	1 in 30 miles	11	6,741	100.0	0	0.0	6.1
		Hospice	1 in 30 miles	5	6,740	99.9	1	0.1	8.0
		EPSDT Special Services	1 in 30 miles	1	3,707	55.0	3,034	45.0	33.7
		Pharmacy	1 in 30 miles	79	6,741	100.0	0	0.0	2.8
		Emergency Transportation	1 in 30 miles	12	6,741	100.0	0	0.0	8.7
		Dentist - Individual	1 in 30 miles	56	6,741	100.0	0	0.0	5.8
		Dental - Group	1 in 30 miles	0	136	2.0	6,605	98.0	51.9
		Physician Individual	1 in 30 miles	3,527	6,741	100.0	0	0.0	2.3
		Physician - Group	1 in 30 miles	311	6,741	100.0	0	0.0	3.3
		Audiologist	1 in 30 miles	27	6,741	100.0	0	0.0	7.9
		Nurse Anesthetist	1 in 30 miles	182	6,741	100.0	0	0.0	6.2
		Optometrist - Individual	1 in 30 miles	85	6,741	100.0	0	0.0	5.4
		Certified Nurse Practitioner	1 in 30 miles	2,176	6,741	100.0	0	0.0	2.2
		Podiatrist	1 in 30 miles	31	6,741	100.0	0	0.0	6.2
		Clinical Social Worker	1 in 30 miles	308	6,741	100.0	0	0.0	2.9
		Chiropractor	1 in 30 miles	57	6,741	100.0	0	0.0	5.2
		X-Ray / Misc. Supplier	1 in 30 miles	0	0	0.0	6,741	100.0	86.5
		Physical Therapist	1 in 30 miles	139	6,741	100.0	0	0.0	6.2
		Occupational Therapist	1 in 30 miles	42	6,741	100.0	0	0.0	6.6
		Psychologist	1 in 30 miles	42	6,741	100.0	0	0.0	5.4
		DME Supplier	1 in 30 miles	33	6,741	100.0	0	0.0	4.9
		Psychiatric Distinct Part Unit	1 in 30 miles	1	634	9.4	6,107	90.6	37.6
		Rehabilitation Distinct Part Unit	1 in 30 miles	1	634	9.4	6,107	90.6	37.7
		Physician Assistant	1 in 30 miles	310	6,741	100.0	0	0.0	5.0
Region 3	18,416	General Hospital	1 in 30 miles	21	18,327	99.5	89	0.5	6.9
		Mental Hospital	1 in 30 miles	5	18,263	99.2	153	0.8	10.7

© 2020 Quest Analytics, LLC.

Continued on next page...

Network Analysis - Members With and Without Access

48

Access Detail By Region

January 24, 2020

Access Analysis

Kentucky Urban Members

Member / Provider Groups

Urban Kentucky Members

General Hospital

Mental Hospital

Psychiatric Residential Treatment Facility

Nursing Home

Specialized Children Service Clinics

Health Access Nurturing Development Svcs

Preventive & Remedial Public Health

Commission for Handicapped Children

Community Mental Health

Primary Care

Home Health

Rural Health Clinic

Ambulatory Surgical Centers

Independent Laboratory

...

Members With and Without Access									
Summarize By (REGION)	Member #	Provider			With Access		Without Access		Average Distance
		Group	Standard	#	#	%	#	%	1
Region 3	18,416	Psychiatric Residential Trea...	1 in 30 miles	6	15,299	83.1	3,117	16.9	14.8
		Nursing Home	1 in 30 miles	4	17,134	93.0	1,282	7.0	11.8
		Specialized Children Servic...	1 in 30 miles	1	3,490	19.0	14,926	81.0	36.0
		Health Access Nurturing De...	1 in 30 miles	4	17,214	93.5	1,202	6.5	10.7
		Preventive & Remedial Publ...	1 in 30 miles	59	18,416	100.0	0	0.0	3.8
		Commission for Handicappe...	1 in 30 miles	3	17,788	96.6	628	3.4	9.8
		Community Mental Health	1 in 30 miles	45	18,416	100.0	0	0.0	3.9
		Primary Care	1 in 30 miles	52	18,416	100.0	0	0.0	5.2
		Home Health	1 in 30 miles	17	18,416	100.0	0	0.0	5.7
		Rural Health Clinic	1 in 30 miles	11	18,413	99.9	3	0.1	17.4
		Ambulatory Surgical Centers	1 in 30 miles	27	18,327	99.5	89	0.5	6.6
		Independent Laboratory	1 in 30 miles	24	18,337	99.6	79	0.4	6.0
		Dialysis Clinic	1 in 30 miles	38	18,411	99.9	5	0.1	3.5
		Hospice	1 in 30 miles	3	17,922	97.3	494	2.7	11.2
		EPSDT Special Services	1 in 30 miles	6	16,420	89.2	1,996	10.8	10.2
		Pharmacy	1 in 30 miles	186	18,416	100.0	0	0.0	1.7
		Emergency Transportation	1 in 30 miles	27	18,416	100.0	0	0.0	3.9
		Dentist - Individual	1 in 30 miles	1,392	18,416	100.0	0	0.0	2.4
		Dental - Group	1 in 30 miles	15	16,243	88.2	2,173	11.8	10.2
		Physician Individual	1 in 30 miles	17,192	18,416	100.0	0	0.0	1.3
		Physician - Group	1 in 30 miles	2,139	18,416	100.0	0	0.0	1.5
		Audiologist	1 in 30 miles	197	18,416	100.0	0	0.0	4.0
		Nurse Anesthetist	1 in 30 miles	2,250	18,416	100.0	0	0.0	4.2
		Optometrist - Individual	1 in 30 miles	568	18,416	100.0	0	0.0	2.7
		Certified Nurse Practitioner	1 in 30 miles	13,797	18,416	100.0	0	0.0	1.3
		Podiatrist	1 in 30 miles	180	18,416	100.0	0	0.0	3.0
		Clinical Social Worker	1 in 30 miles	3,684	18,416	100.0	0	0.0	1.9
		Chiropractor	1 in 30 miles	230	18,416	100.0	0	0.0	2.1
		X-Ray / Misc. Supplier	1 in 30 miles	3	17,971	97.6	445	2.4	11.2
		Physical Therapist	1 in 30 miles	1,197	18,416	100.0	0	0.0	2.3
		Occupational Therapist	1 in 30 miles	827	18,411	99.9	5	0.1	2.7
		Psychologist	1 in 30 miles	699	18,416	100.0	0	0.0	2.3
		DME Supplier	1 in 30 miles	63	18,416	100.0	0	0.0	4.5
		Psychiatric Distinct Part Unit	1 in 30 miles	2	17,920	97.3	496	2.7	11.5
		Rehabilitation Distinct Part...	1 in 30 miles	1	15,348	83.3	3,068	16.7	16.0
		Physician Assistant	1 in 30 miles	1,489	18,416	100.0	0	0.0	2.1
Region 4	7,608	General Hospital	1 in 30 miles	11	7,597	99.9	11	0.1	8.9
		Mental Hospital	1 in 30 miles	1	7,259	95.4	349	4.6	11.5
		Psychiatric Residential Trea...	1 in 30 miles	0	0	0.0	7,608	100.0	75.2
		Nursing Home	1 in 30 miles	1	0	0.0	7,608	100.0	54.6

© 2020 Quest Analytics, LLC.

Continued on next page...

Network Analysis - Members With and Without Access

49

Access Detail By Region

January 24, 2020

Access Analysis

Kentucky Urban Members

Member / Provider Groups

Urban Kentucky Members

General Hospital

Mental Hospital

Psychiatric Residential Treatment
Facility

Nursing Home

Specialized Children Service Clinics

Health Access Nurturing

Development Svcs

Preventive & Remedial Public
HealthCommission for Handicapped
Children

Community Mental Health

Primary Care

Home Health

Rural Health Clinic

Ambulatory Surgical Centers

Independent Laboratory

...

Members With and Without Access									
Summarize By (REGION)	Member #	Provider			With Access		Without Access		Average Distance
		Group	Standard	#	#	%	#	%	1
Region 4	7,608	Specialized Children Servic...	1 in 30 miles	1	7,245	95.2	363	4.8	10.7
		Health Access Nurturing De...	1 in 30 miles	0	0	0.0	7,608	100.0	88.3
		Preventive & Remedial Publ...	1 in 30 miles	80	7,608	100.0	0	0.0	4.6
		Commission for Handicappe...	1 in 30 miles	2	7,188	94.5	420	5.5	11.4
		Community Mental Health	1 in 30 miles	23	7,316	96.2	292	3.8	10.0
		Primary Care	1 in 30 miles	63	7,608	100.0	0	0.0	6.2
		Home Health	1 in 30 miles	11	7,608	100.0	0	0.0	8.9
		Rural Health Clinic	1 in 30 miles	29	7,608	100.0	0	0.0	20.4
		Ambulatory Surgical Centers	1 in 30 miles	12	7,597	99.9	11	0.1	8.9
		Independent Laboratory	1 in 30 miles	16	7,597	99.9	11	0.1	8.9
		Dialysis Clinic	1 in 30 miles	11	7,608	100.0	0	0.0	8.3
		Hospice	1 in 30 miles	3	7,532	99.0	76	1.0	11.7
		EPSDT Special Services	1 in 30 miles	0	0	0.0	7,608	100.0	62.8
		Pharmacy	1 in 30 miles	122	7,608	100.0	0	0.0	3.1
		Emergency Transportation	1 in 30 miles	20	7,608	100.0	0	0.0	4.9
		Dentist - Individual	1 in 30 miles	118	7,608	100.0	0	0.0	6.9
		Dental - Group	1 in 30 miles	6	7,425	97.6	183	2.4	9.9
		Physician Individual	1 in 30 miles	5,424	7,608	100.0	0	0.0	2.6
		Physician - Group	1 in 30 miles	502	7,608	100.0	0	0.0	2.8
		Audiologist	1 in 30 miles	44	7,595	99.8	13	0.2	8.7
		Nurse Anesthetist	1 in 30 miles	799	7,608	100.0	0	0.0	5.9
		Optometrist - Individual	1 in 30 miles	160	7,608	100.0	0	0.0	5.0
		Certified Nurse Practitioner	1 in 30 miles	3,077	7,608	100.0	0	0.0	2.5
		Podiatrist	1 in 30 miles	89	7,608	100.0	0	0.0	5.9
		Clinical Social Worker	1 in 30 miles	557	7,608	100.0	0	0.0	3.3
		Chiropractor	1 in 30 miles	97	7,608	100.0	0	0.0	4.8
		X-Ray / Misc. Supplier	1 in 30 miles	2	1,922	25.3	5,686	74.7	32.0
		Physical Therapist	1 in 30 miles	1,095	7,608	100.0	0	0.0	3.2
		Occupational Therapist	1 in 30 miles	256	7,608	100.0	0	0.0	3.1
		Psychologist	1 in 30 miles	17	7,605	99.9	3	0.1	5.9
		DME Supplier	1 in 30 miles	65	7,608	100.0	0	0.0	4.8
		Psychiatric Distinct Part Unit	1 in 30 miles	2	7,294	95.9	314	4.1	10.7
		Rehabilitation Distinct Part...	1 in 30 miles	1	0	0.0	7,608	100.0	69.6
Region 5	18,296	Physician Assistant	1 in 30 miles	568	7,608	100.0	0	0.0	4.6
		General Hospital	1 in 30 miles	17	18,296	100.0	0	0.0	4.6
		Mental Hospital	1 in 30 miles	2	18,249	99.7	47	0.3	8.4
		Psychiatric Residential Trea...	1 in 30 miles	0	0	0.0	18,296	100.0	67.2
		Nursing Home	1 in 30 miles	4	18,294	99.9	2	0.1	7.9
		Specialized Children Servic...	1 in 30 miles	1	18,146	99.2	150	0.8	9.4
		Health Access Nurturing De...	1 in 30 miles	0	0	0.0	18,296	100.0	66.6

© 2020 Quest Analytics, LLC.

Continued on next page...

Network Analysis - Members With and Without Access

50

Access Detail By Region

January 24, 2020

Access Analysis

Kentucky Urban Members

Member / Provider Groups

Urban Kentucky Members

General Hospital

Mental Hospital

Psychiatric Residential Treatment
Facility

Nursing Home

Specialized Children Service Clinics

Health Access Nurturing

Development Svcs

Preventive & Remedial Public
HealthCommission for Handicapped
Children

Community Mental Health

Primary Care

Home Health

Rural Health Clinic

Ambulatory Surgical Centers

Independent Laboratory

...

Members With and Without Access									
Summarize By (REGION)	Member #	Provider			With Access		Without Access		Average Distance
		Group	Standard	#	#	%	#	%	1
Region 5	18,296	Preventive & Remedial Publ...	1 in 30 miles	126	18,296	100.0	0	0.0	2.9
		Commission for Handicappe...	1 in 30 miles	2	18,145	99.2	151	0.8	9.1
		Community Mental Health	1 in 30 miles	17	18,296	100.0	0	0.0	5.6
		Primary Care	1 in 30 miles	171	18,296	100.0	0	0.0	1.9
		Home Health	1 in 30 miles	33	18,296	100.0	0	0.0	4.4
		Rural Health Clinic	1 in 30 miles	56	18,296	100.0	0	0.0	5.2
		Ambulatory Surgical Centers	1 in 30 miles	23	18,296	100.0	0	0.0	4.2
		Independent Laboratory	1 in 30 miles	23	18,296	100.0	0	0.0	4.6
		Dialysis Clinic	1 in 30 miles	25	18,296	100.0	0	0.0	3.2
		Hospice	1 in 30 miles	9	18,296	100.0	0	0.0	6.9
		EPSTD Special Services	1 in 30 miles	5	18,125	99.1	171	0.9	9.4
		Pharmacy	1 in 30 miles	150	18,296	100.0	0	0.0	1.6
		Emergency Transportation	1 in 30 miles	22	18,296	100.0	0	0.0	3.9
		Dentist - Individual	1 in 30 miles	726	18,296	100.0	0	0.0	1.8
		Dental - Group	1 in 30 miles	12	18,292	99.9	4	0.1	6.7
		Physician Individual	1 in 30 miles	13,891	18,296	100.0	0	0.0	1.1
		Physician - Group	1 in 30 miles	944	18,296	100.0	0	0.0	1.3
		Audiologist	1 in 30 miles	85	18,296	100.0	0	0.0	4.2
		Nurse Anesthetist	1 in 30 miles	2,822	18,296	100.0	0	0.0	3.2
		Optometrist - Individual	1 in 30 miles	347	18,296	100.0	0	0.0	2.3
		Certified Nurse Practitioner	1 in 30 miles	9,175	18,296	100.0	0	0.0	1.2
		Podiatrist	1 in 30 miles	106	18,296	100.0	0	0.0	3.7
		Clinical Social Worker	1 in 30 miles	743	18,296	100.0	0	0.0	1.4
		Chiropractor	1 in 30 miles	200	18,296	100.0	0	0.0	2.1
		X-Ray / Misc. Supplier	1 in 30 miles	6	18,265	99.8	31	0.2	8.6
		Physical Therapist	1 in 30 miles	379	18,296	100.0	0	0.0	2.8
		Occupational Therapist	1 in 30 miles	230	18,296	100.0	0	0.0	3.5
		Psychologist	1 in 30 miles	114	18,296	100.0	0	0.0	2.0
		DME Supplier	1 in 30 miles	63	18,296	100.0	0	0.0	3.0
		Psychiatric Distinct Part Unit	1 in 30 miles	3	17,820	97.4	476	2.6	22.5
		Rehabilitation Distinct Part...	1 in 30 miles	0	0	0.0	18,296	100.0	63.9
		Physician Assistant	1 in 30 miles	2,938	18,296	100.0	0	0.0	1.7
Region 6	10,949	General Hospital	1 in 30 miles	7	10,927	99.8	22	0.2	6.6
		Mental Hospital	1 in 30 miles	2	10,566	96.5	383	3.5	8.8
		Psychiatric Residential Trea...	1 in 30 miles	1	10,024	91.6	925	8.4	12.2
		Nursing Home	1 in 30 miles	0	9	0.1	10,940	99.9	63.9
		Specialized Children Servic...	1 in 30 miles	0	39	0.4	10,910	99.6	55.2
		Health Access Nurturing De...	1 in 30 miles	0	0	0.0	10,949	100.0	85.9
		Preventive & Remedial Publ...	1 in 30 miles	14	10,949	100.0	0	0.0	4.1
		Commission for Handicappe...	1 in 30 miles	1	10,088	92.1	861	7.9	11.7

© 2020 Quest Analytics, LLC.

Continued on next page...

Network Analysis - Members With and Without Access

51

Access Detail By Region

January 24, 2020

Access Analysis

Kentucky Urban Members

Member / Provider Groups

Urban Kentucky Members

General Hospital

Mental Hospital

Psychiatric Residential Treatment
Facility

Nursing Home

Specialized Children Service Clinics

Health Access Nurturing

Development Svcs

Preventive & Remedial Public
HealthCommission for Handicapped
Children

Community Mental Health

Primary Care

Home Health

Rural Health Clinic

Ambulatory Surgical Centers

Independent Laboratory

...

Members With and Without Access									
Summarize By (REGION)	Member	Provider			With Access		Without Access		Average Distance
	#	Group	Standard	#	#	%	#	%	1
Region 6	10,949	Community Mental Health	1 in 30 miles	22	10,949	100.0	0	0.0	3.5
		Primary Care	1 in 30 miles	33	10,949	100.0	0	0.0	3.7
		Home Health	1 in 30 miles	4	10,930	99.8	19	0.2	7.0
		Rural Health Clinic	1 in 30 miles	1	5,438	49.7	5,511	50.3	30.0
		Ambulatory Surgical Centers	1 in 30 miles	10	10,931	99.8	18	0.2	6.3
		Independent Laboratory	1 in 30 miles	7	10,927	99.8	22	0.2	6.5
		Dialysis Clinic	1 in 30 miles	11	10,949	100.0	0	0.0	4.3
		Hospice	1 in 30 miles	2	10,911	99.7	38	0.3	8.9
		EPSDT Special Services	1 in 30 miles	2	10,421	95.2	528	4.8	8.6
		Pharmacy	1 in 30 miles	56	10,949	100.0	0	0.0	1.9
		Emergency Transportation	1 in 30 miles	31	10,949	100.0	0	0.0	2.3
		Dentist - Individual	1 in 30 miles	172	10,949	100.0	0	0.0	3.1
		Dental - Group	1 in 30 miles	1	10,789	98.5	160	1.5	13.0
		Physician Individual	1 in 30 miles	3,779	10,949	100.0	0	0.0	1.5
		Physician - Group	1 in 30 miles	614	10,949	100.0	0	0.0	1.8
		Audiologist	1 in 30 miles	39	10,931	99.8	18	0.2	5.9
		Nurse Anesthetist	1 in 30 miles	861	10,949	100.0	0	0.0	6.3
		Optometrist - Individual	1 in 30 miles	58	10,949	100.0	0	0.0	3.6
		Certified Nurse Practitioner	1 in 30 miles	3,685	10,949	100.0	0	0.0	1.5
		Podiatrist	1 in 30 miles	197	10,949	100.0	0	0.0	2.0
		Clinical Social Worker	1 in 30 miles	271	10,949	100.0	0	0.0	2.0
		Chiropractor	1 in 30 miles	81	10,949	100.0	0	0.0	2.5
		X-Ray / Misc. Supplier	1 in 30 miles	2	10,348	94.5	601	5.5	9.0
		Physical Therapist	1 in 30 miles	76	10,949	100.0	0	0.0	5.6
		Occupational Therapist	1 in 30 miles	40	10,927	99.8	22	0.2	7.1
		Psychologist	1 in 30 miles	65	10,949	100.0	0	0.0	3.2
		DME Supplier	1 in 30 miles	14	10,949	100.0	0	0.0	4.3
		Psychiatric Distinct Part Unit	1 in 30 miles	0	47	0.4	10,902	99.6	57.5
		Rehabilitation Distinct Part...	1 in 30 miles	0	0	0.0	10,949	100.0	86.5
		Physician Assistant	1 in 30 miles	317	10,949	100.0	0	0.0	2.1
Region 7	3,451	General Hospital	1 in 30 miles	5	3,451	100.0	0	0.0	6.3
		Mental Hospital	1 in 30 miles	2	0	0.1	3,449	99.9	95.5
		Psychiatric Residential Trea...	1 in 30 miles	0	0	0.0	3,451	100.0	103.1
		Nursing Home	1 in 30 miles	1	115	3.3	3,336	96.7	55.4
		Specialized Children Servic...	1 in 30 miles	2	347	10.1	3,104	89.9	46.5
		Health Access Nurturing De...	1 in 30 miles	0	0	0.0	3,451	100.0	154.6
		Preventive & Remedial Publ...	1 in 30 miles	57	3,451	100.0	0	0.0	3.6
		Commission for Handicappe...	1 in 30 miles	2	2,994	86.8	457	13.2	11.9
		Community Mental Health	1 in 30 miles	28	3,451	100.0	0	0.0	4.2
		Primary Care	1 in 30 miles	27	3,451	100.0	0	0.0	3.7

© 2020 Quest Analytics, LLC.

Continued on next page...

52

...

Continued on next page...

Network Analysis - Members With and Without Access

53

Access Detail By Region

January 24, 2020

Access Analysis

Kentucky Urban Members

Member / Provider Groups

Urban Kentucky Members

General Hospital

Mental Hospital

Psychiatric Residential Treatment
Facility

Nursing Home

Specialized Children Service Clinics

Health Access Nurturing

Development Svcs

Preventive & Remedial Public
HealthCommission for Handicapped
Children

Community Mental Health

Primary Care

Home Health

Rural Health Clinic

Ambulatory Surgical Centers

Independent Laboratory

...

Members With and Without Access									
Summarize By (REGION)	Member	Provider			With Access		Without Access		Average Distance
	#	Group	Standard	#	#	%	#	%	1
Grand Totals	65,461	Rural Health Clinic	1 in 30 miles	111	56,274	86.0	9,187	14.0	17.6
		Ambulatory Surgical Centers	1 in 30 miles	84	65,343	99.8	118	0.2	6.1
		Independent Laboratory	1 in 30 miles	80	65,349	99.8	112	0.2	6.1
		Dialysis Clinic	1 in 30 miles	106	65,456	99.9	5	0.1	4.5
		Hospice	1 in 30 miles	24	64,744	98.9	717	1.1	9.2
		EPSDT Special Services	1 in 30 miles	15	49,020	74.9	16,441	25.1	20.0
		Pharmacy	1 in 30 miles	656	65,461	100.0	0	0.0	2.0
		Emergency Transportation	1 in 30 miles	126	65,461	100.0	0	0.0	4.3
		Dentist - Individual	1 in 30 miles	2,541	65,461	100.0	0	0.0	3.3
		Dental - Group	1 in 30 miles	34	53,241	81.3	12,220	18.7	17.6
		Physician Individual	1 in 30 miles	46,401	65,461	100.0	0	0.0	1.6
		Physician - Group	1 in 30 miles	4,799	65,461	100.0	0	0.0	1.9
		Audiologist	1 in 30 miles	428	65,199	99.6	262	0.4	5.6
		Nurse Anesthetist	1 in 30 miles	7,201	65,461	100.0	0	0.0	4.8
		Optometrist - Individual	1 in 30 miles	1,262	65,461	100.0	0	0.0	3.5
		Certified Nurse Practitioner	1 in 30 miles	32,987	65,461	100.0	0	0.0	1.6
		Podiatrist	1 in 30 miles	621	65,461	100.0	0	0.0	3.9
		Clinical Social Worker	1 in 30 miles	5,710	65,461	100.0	0	0.0	2.2
		Chiropractor	1 in 30 miles	708	65,461	100.0	0	0.0	2.9
		X-Ray / Misc. Supplier	1 in 30 miles	13	48,546	74.2	16,915	25.8	23.5
		Physical Therapist	1 in 30 miles	2,937	65,461	100.0	0	0.0	3.6
		Occupational Therapist	1 in 30 miles	1,404	65,434	99.9	27	0.1	4.3
		Psychologist	1 in 30 miles	940	65,349	99.8	112	0.2	3.4
		DME Supplier	1 in 30 miles	251	65,461	100.0	0	0.0	4.2
		Psychiatric Distinct Part Unit	1 in 30 miles	10	46,821	71.5	18,640	28.5	24.9
		Rehabilitation Distinct Part...	1 in 30 miles	3	15,982	24.4	49,479	75.6	52.7
		Physician Assistant	1 in 30 miles	5,981	65,461	100.0	0	0.0	2.7

© 2020 Quest Analytics, LLC.

This page is intentionally left blank