


**RFP#112122
PAINTSVILLE LAKE MARINA
REQUEST FOR PROPOSALS
AMENDMENT #2**

The following are official answers to questions received on the subject RFP#112122:

1. What is the history of slip fees for the last 5 year, including increases?
At this time, this information is not available.
2. What is the current status of each slip holder; when each agreement renews, are they month to month, are they past due?
At this time, this information is unavailable.
3. History of fuel sales, restaurant sales, retail sales, boat rental for the last 5 years?
See attached CY2019 Commission Payment Reports for Paintsville Lake Marina
4. Is all the electric currently on GFI?
Currently, only the 20-amp breaker on the pedestal is GFCI protected. The 50-amp plug on the pedestal is not GFCI protected. No additional ground fault protection exists on shore cabling back to main breaker panels.
5. If option one is selected for a new marina, is the incoming vendor or the state responsible to demo and removal of the current structures?
The Successful Offeror will not be responsible for the removal of the existing structure if option one is elected.
6. Can the state provide a current restaurant menu?
No; the restaurant has not been operational for some time, so there is no menu.

All other terms and conditions of RFP#112122 remain the same.

END OF AMENDMENT #2
RFP#112122



COMMISSION PAYMENT REPORT

Paintsville Lake Marina

MONTH OF January 2019

1. Gross Income from Sale of Food and Grocery Items	\$ <u>0</u> -		
Less: State Sales Tax	\$ -		
Adjusted Gross Income from Food and Grocery Sales	\$ -	x 5.5%	\$ <u>0</u> -
2. Gross Income From Slip Rental	\$ <u>10,166.66</u>	x 5.5%	\$ <u>559.17</u>
3. Gross Receipts Boat Rental	\$ <u>0</u> -		
Less: State Sales Tax	\$ -		
Adjusted Gross Receipts	\$ -	x 5.5%	\$ -
4. Gross Receipts From Boat Sales	\$ <u>0</u> -		
Less: State Sales Tax	\$ -		
Adjusted Gross Receipts	\$ -	x 5.5%	\$ -
5. Gross Income From Sale of Gasoline & Oil	\$ -		
Less: State Sales Tax	\$ -		
Adjusted Gross Income From Sale of Gasoline	\$ -	x 5.5%	\$ -
6. Gross Income From Transient Slips and All Other Sources	\$ <u>0</u> -		
Detail in Remarks Section			
Less: Cost of Fishing Licenses	\$ -		
Less: State Sales Tax Liability	\$ -		
Adjusted Gross Income From All Other Sources	\$ -	x 5.5%	\$ <u>0</u> -

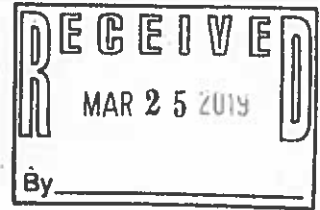
TOTAL GROSS INCOME FROM ALL SOURCES	\$ <u>10,166.66</u>
Less: Cost of Fishing Licenses	\$ <u>0</u>
State Sales Tax Liability	\$ <u>0</u>
TOTAL ADJUSTED GROSS RECEIPTS ON WHICH PAYABLE	\$ <u>10,166.66</u>

TOTAL COMMISSION DUE THE KENTUCKY DEPARTMENT OF PARKS

\$ 559.17

Remarks:

I certify that the amounts entered on this report are true and correct and in agreement with my records and in accordance with the License Agreement currently in effect.



COMMISSION PAYMENT REPORT

Paintsville Lake Marina

MONTH OF February 2018 2019

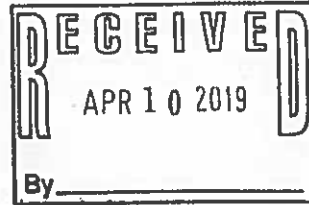
1. Gross Income from Sale of Food and Grocery Items	\$ 0 -		
Less: State Sales Tax	\$ -		
Adjusted Gross Income from Food and Grocery Sales	\$ -	x 5.5%	\$ 0 -
2. Gross Income From Slip Rental	\$ 4228.33	x 5.5%	\$ 232.56
3. Gross Receipts Boat Rental	\$ -		
Less: State Sales Tax	\$ -		
Adjusted Gross Receipts	\$ 0 -	x 5.5%	\$ 0 -
4. Gross Receipts From Boat Sales	\$ -		
Less: State Sales Tax	\$ -		
Adjusted Gross Receipts	\$ 0 -	x 5.5%	\$ 0 -
5. Gross Income From Sale of Gasoline & Oil	\$ -		
Less: State Sales Tax	\$ -		
Adjusted Gross Income From Sale of Gasoline	\$ 0 -	x 5.5%	\$ 0 -
6. Gross Income From Transient Slips and All Other Sources	\$ 0 -		
Detail in Remarks Section			
Less: Cost of Fishing Licenses	\$ -		
Less: State Sales Tax Liability	\$ -		
Adjusted Gross Income From All Other Sources	\$ -	x 6.5%	\$ 232.56

TOTAL GROSS INCOME FROM ALL SOURCES	4228.33
Less: Cost of Fishing Licenses	
State Sales Tax Liability	
TOTAL ADJUSTED GROSS RECEIPTS ON WHICH PAYABLE	\$ 4228.33

TOTAL COMMISSION DUE THE KENTUCKY DEPARTMENT OF PARKS \$ 232.56

Remarks:

I certify that the amounts entered on this report are true and correct and in agreement with my records and in accordance with the License Agreement currently in effect.



COMMISSION PAYMENT REPORT

Paintsville Lake Marina

MONTH OF March 2019

1. Gross Income from Sale of Food and Grocery Items	\$ 0 -		
Less: State Sales Tax	\$ -		
Adjusted Gross Income from Food and Grocery Sales	\$ -	x 5.5%	\$ -
2. Gross Income From Slip Rental	\$ 14372.91	x 5.5%	\$ 790.51
3. Gross Receipts Boat Rental	\$ 0 -		
Less: State Sales Tax	\$ -		
Adjusted Gross Receipts	\$ -	x 5.5%	\$ 0 -
4. Gross Receipts From Boat Sales	\$ 0 -		
Less: State Sales Tax	\$ -		
Adjusted Gross Receipts	\$ -	x 5.5%	\$ 0 -
5. Gross Income From Sale of Gasoline & Oil	\$ 0 -		
Less: State Sales Tax	\$ -		
Adjusted Gross Income From Sale of Gasoline	\$ -	x 5.5%	\$ 0 -
6. Gross Income From Transient Slips and All Other Sources	\$ 0 -		
Detail in Remarks Section			
Less: Cost of Fishing Licenses	\$ -		
Less: State Sales Tax Liability	\$ -		
Adjusted Gross Income From All Other Sources	\$ -	x 5.5%	\$ 0 -

TOTAL GROSS INCOME FROM ALL SOURCES

Less: Cost of Fishing Licenses

State Sales Tax Liability

TOTAL ADJUSTED GROSS RECEIPTS ON WHICH PAYABLE

14372.91
0
0
14372.91

TOTAL COMMISSION DUE THE KENTUCKY DEPARTMENT OF PARKS

\$ 790.51

Remarks:

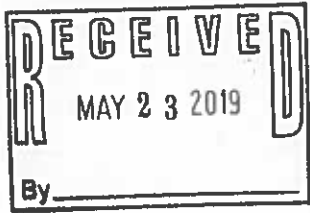
I certify that the amounts entered on this report are true and correct and in agreement with my records and in accordance with the License Agreement currently in effect.

COMMISSION PAYMENT REPORT

Paintsville Lake Marina

MONTH OF April 2010 2019

1. Gross Income from Sale of Food and Grocery Items	\$ 2954.47		
Less: State Sales Tax	\$ 167.56		
Adjusted Gross Income from Food and Grocery Sales	\$ 2786.91	x 5.5%	\$ 153.56
2. Gross Income From Slip Rental	\$ 18,675.00	x 5.5%	\$ 1027.13
3. Gross Receipts Boat Rental	\$ 66.25		
Less: State Sales Tax	\$ 3.75		
Adjusted Gross Receipts	\$ 62.50	x 5.5%	\$ 3.44
4. Gross Receipts From Boat Sales	\$ 0.		
Less: State Sales Tax	\$ 0.		
Adjusted Gross Receipts	\$ 0.	x 5.5%	\$ 0.
5. Gross Income From Sale of Gasoline & Oil	\$ 998.28		
Less: State Sales Tax	\$ 0.		
Adjusted Gross Income From Sale of Gasoline	\$ 998.28	x 5.5%	\$ 54.91
6. Gross Income From Transient Slips and All Other Sources	\$ 314.11		
Detail in Remarks Section			
Less: Cost of Fishing Licenses	\$ 0.		
Less: State Sales Tax Liability	\$ 17.59		
Adjusted Gross Income From All Other Sources	\$ 296.52	x 5.5%	\$ 16.31



TOTAL GROSS INCOME FROM ALL SOURCES	\$ 23,013.11
Less: Cost of Fishing Licenses	\$ 0.
State Sales Tax Liability	\$ 188.90
TOTAL ADJUSTED GROSS RECEIPTS ON WHICH PAYABLE	\$ 22,824.21

TOTAL COMMISSION DUE THE KENTUCKY DEPARTMENT OF PARKS \$ 1,255.32


Remarks: Bait, pumpout, Etc on Line 6

I certify that the amounts entered on this report are true and correct and in agreement with my records and in accordance with the License Agreement currently in effect.

Debra Blackburn
Signature

owner/operator
Title

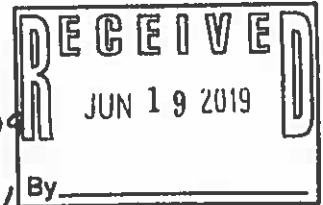
5-24-19
Date



Paintsville Lake Marina

MONTH OF May

2019



1. Gross Income from Sale of Food and Grocery Items	\$ 7444.21		
Less: State Sales Tax	\$ 421.37		
Adjusted Gross Income from Food and Grocery Sales	\$ 7022.84	5.5%	\$ 386.26
2. Gross Income From Slip Rental	\$ 2798.07	5.5%	\$ 1538.91
3. Gross Receipts Boat Rental	\$ 679.72		
Less: State Sales Tax	\$ 40.67		
Adjusted Gross Receipts	\$ 639.05	5.5%	\$ 35.15
4. Gross Receipts From Boat Sales	\$ 0		
Less: State Sales Tax	\$ 0		
Adjusted Gross Receipts	\$ 0	5.5%	\$ 0
5. Gross Income From Sale of Gasoline & Oil	\$ 2583.82		
Less: State Sales Tax	\$ 51		
Adjusted Gross Income From Sale of Gasoline	\$ 2532.81	5.5%	\$ 142.09
6. Gross Income From Transient Slips and All Other Sources	\$ 832.45		
Detail in Remarks Section			
Less: Cost of Fishing Licenses	\$ 0		
Less: State-Sales Tax Liability	\$ 38.56		
Adjusted Gross Income From All Other Sources	\$ 793.89	5.5%	\$ 43.67

TOTAL GROSS INCOME FROM ALL SOURCES	39520.27
Less: Cost of Fishing Licenses	0
State Sales Tax Liability	501.11
TOTAL ADJUSTED GROSS RECEIPTS ON WHICH PAYABLE	39019.16

TOTAL COMMISSION DUE THE KENTUCKY DEPARTMENT OF PARKS \$ 2146.08


Remarks: Bait, Inc, Etc on Line 6

I certify that the amounts entered on this report are true and correct and in agreement with my records and in accordance with the License Agreement currently in effect.

Debra Blackburn
Signature

owner/operator
Title


5-17-19
Date



COMMISSION PAYMENT REPORT

Paintsville Lake Marina

MONTH OF June 2010 2017



1. Gross Income from Sale of Food and Grocery Items	\$ 8005.42		
Less: State Sales Tax	\$ 453.14		
Adjusted Gross Income from Food and Grocery Sales	\$ 7552.28	x 5.5%	\$ 415.38
2. Gross Income From Slip Rental	\$ 30487.50	x 5.5%	\$ 1674.82
3. Gross Receipts Boat Rental	\$ 524.97		
Less: State Sales Tax	\$ 29.72		
Adjusted Gross Receipts	\$ 495.25	x 5.5%	\$ 27.24
4. Gross Receipts From Boat Sales	\$ 0.00		
Less: State Sales Tax	\$ 0.00		
Adjusted Gross Receipts	\$ 0.00	x 5.5%	\$ 0.00
5. Gross Income From Sale of Gasoline & Oil	\$ 1962.51		
Less: State Sales Tax	\$ 2.01		
Adjusted Gross Income From Sale of Gasoline	\$ 1960.50	x 5.5%	\$ 107.83
6. Gross Income From Transient Slips and All Other Sources	\$ 1523.14		
Detail in Remarks Section			
Less: Cost of Fishing Licenses	\$ 0.00		
Less: State Sales Tax Liability	\$ 60.76		
Adjusted Gross Income From All Other Sources	\$ 1462.38	x 5.5%	\$ 80.43

TOTAL GROSS INCOME FROM ALL SOURCES	42,503.54		
Less: Cost of Fishing Licenses	0.00		
State Sales Tax Liability	645.63		
TOTAL ADJUSTED GROSS RECEIPTS ON WHICH PAYABLE	\$ 41,597.91		

TOTAL COMMISSION DUE THE KENTUCKY DEPARTMENT OF PARKS \$ 2307.90

Remarks: Boat, transient, etc listed on line 6

I certify that the amounts entered on this report are true and correct and in agreement with my records and in accordance with the License Agreement currently in effect.

Debra Blackman
Signature


owner/operator
Title

7-11-19
Date

COMMISSION PAYMENT REPORT

Paintsville Lake Marina

MONTH OF July 2010 2019



1. Gross Income from Sale of Food and Grocery Items	\$ 9971.49		
Less: State Sales Tax	\$ 564.43		
Adjusted Gross Income from Food and Grocery Sales	\$ 9407.06x	5.5%	\$ 517.39
2. Gross Income From Slip Rental	\$ 46416.45x	5.5%	\$ 2552.91
3. Gross Receipts Boat Rental	\$ 2587.89		
Less: State Sales Tax	\$ 146.49		
Adjusted Gross Receipts	\$ 2441.40x	5.5%	\$ 134.28
4. Gross Receipts From Boat Sales	\$ 0 -		
Less: State Sales Tax	\$ -		
Adjusted Gross Receipts	\$ 0 - x	5.5%	\$ 0 -
5. Gross Income From Sale of Gasoline & Oil	\$ 7241.93		
Less: State Sales Tax	\$ 9.89		
Adjusted Gross Income From Sale of Gasoline	\$ 7232.04x	5.5%	\$ 397.77
6. Gross Income From Transient Slips and All Other Sources	\$ 968.35		
Detail in Remarks Section			
Less: Cost of Fishing Licenses	\$ 0 -		
Less: State Sales Tax Liability	\$ 31.61		
Adjusted Gross Income From All Other Sources	\$ 936.74x	5.5%	\$ 51.52

TOTAL GROSS INCOME FROM ALL SOURCES	67186.11
Less: Cost of Fishing Licenses	0
State Sales Tax Liability	752.42
TOTAL ADJUSTED GROSS RECEIPTS ON WHICH PAYABLE	66433.69

TOTAL COMMISSION DUE THE KENTUCKY DEPARTMENT OF PARKS \$ 3653.89


Remarks: Bait, transient slips, etc listed on line 6

I certify that the amounts entered on this report are true and correct and in agreement with my records and in accordance with the License Agreement currently in effect.

Delna Blackburn
Signature

owner/operator
Title

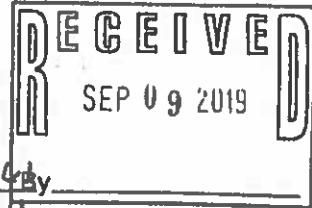
8-8-19
Date



COMMISSION PAYMENT REPORT

Paintsville Lake Marina

MONTH OF August 2019



1. Gross Income from Sale of Food and Grocery Items	\$ 6538.44		
Less: State Sales Tax	\$ 370.11		
Adjusted Gross Income from Food and Grocery Sales	\$ 6168.50	x 5.5%	\$ 339.27
2. Gross Income From Slip Rental	\$ 16122.50	x 5.5%	\$ 886.74
3. Gross Receipts Boat Rental	\$ 1506.64		
Less: State Sales Tax	\$ 85.39		
Adjusted Gross Receipts	\$ 1421.35	x 5.5%	\$ 78.18
4. Gross Receipts From Boat Sales	\$ 0.00		
Less: State Sales Tax	\$ 0.00		
Adjusted Gross Receipts	\$ 0.00	x 5.5%	\$ 0.00
5. Gross Income From Sale of Gasoline & Oil	\$ 3884.05		
Less: State Sales Tax	\$ 2.28		
Adjusted Gross Income From Sale of Gasoline	\$ 3881.77	x 5.5%	\$ 213.50
6. Gross Income From Transient Slips and All Other Sources	\$ 6688.64		
Detail in Remarks Section			
Less: Cost of Fishing Licenses	\$ 0.00		
Less: State-Sales Tax Liability	\$ 18.17		
Adjusted Gross Income From All Other Sources	\$ 650.19	x 5.5%	\$ 35.79

TOTAL GROSS INCOME FROM ALL SOURCES	28720.66
Less: Cost of Fishing Licenses	0
State Sales Tax Liability	475.85
TOTAL ADJUSTED GROSS RECEIPTS ON WHICH PAYABLE	28244.81

TOTAL COMMISSION DUE THE KENTUCKY DEPARTMENT OF PARKS \$ 1553.48


Remarks: Line 6 consists of Bait, pumpout, etc.

I certify that the amounts entered on this report are true and correct and in agreement with my records and in accordance with the License Agreement currently in effect.

Melba Blackburn
Signature

owner/operator
Title

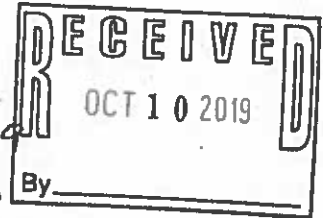
9-6-19
Date



COMMISSION PAYMENT REPORT

Paintsville Lake Marina

MONTH OF September 2019 2019



1. Gross Income from Sale of Food and Grocery Items	\$ 4449.58		
Less: State Sales Tax	\$ 251.93		
Adjusted Gross Income from Food and Grocery Sales	\$ 4197.65	x 5.5%	\$ 230.87
2. Gross Income From Slip Rental	\$ 17,862.50	x 5.5%	\$ 982.44
3. Gross Receipts Boat Rental	\$ 660.65		
Less: State Sales Tax	\$ 37.40		
Adjusted Gross Receipts	\$ 623.25	x 5.5%	\$ 34.28
4. Gross Receipts From Boat Sales	\$ 0.		
Less: State Sales Tax	\$ 0.		
Adjusted Gross Receipts	\$ 0.	x 5.5%	\$ 0.
5. Gross Income From Sale of Gasoline & Oil	\$ 2720.60		
Less: State Sales Tax	\$ 51.		
Adjusted Gross Income From Sale of Gasoline	\$ 2720.09	x 5.5%	\$ 149.61
6. Gross Income From Transient Slips and All Other Sources	\$ 431.00		
Detail in Remarks Section			
Less: Cost of Fishing Licenses	\$ 0.		
Less: State Sales Tax Liability	\$ 6.87		
Adjusted Gross Income From All Other Sources	\$ 424.13	x 5.5%	\$ 23.33

TOTAL GROSS INCOME FROM ALL SOURCES	26124.39
Less: Cost of Fishing Licenses	0.
State Sales Tax Liability	
TOTAL ADJUSTED GROSS RECEIPTS ON WHICH PAYABLE	\$ 25827.68

TOTAL COMMISSION DUE THE KENTUCKY DEPARTMENT OF PARKS \$ 1420.53

Remarks: Bait, Pumpout Etc. listed on Line 6

I certify that the amounts entered on this report are true and correct and in agreement with my records and in accordance with the License Agreement currently in effect.

Delna Blackburn
Signature

owner/operator
Title

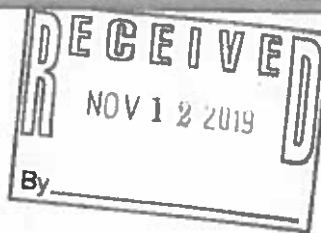
10-10-19
Date

COMMISSION PAYMENT REPORT

Paintsville Lake Marina

MONTH OF October

2019 2019



1. Gross Income from Sale of Food and Grocery Items	\$ 581.07		
Less: State Sales Tax	\$ 32.89		
Adjusted Gross Income from Food and Grocery Sales	\$ 548.18 x	5.5%	\$ 30.15
2. Gross Income From Slip Rental	\$ 11438.33 x	5.5%	\$ 629.11
3. Gross Receipts Boat Rental	\$ 532.65		
Less: State Sales Tax	\$ 30.15		
Adjusted Gross Receipts	\$ 502.50 x	5.5%	\$ 27.60
4. Gross Receipts From Boat Sales	\$ 0 -		
Less: State Sales Tax	\$ -		
Adjusted Gross Receipts	\$ 0 - x	5.5%	\$ 0 -
5. Gross Income From Sale of Gasoline & Oil	\$ 661.07		
Less: State Sales Tax	\$ 49		
Adjusted Gross Income From Sale of Gasoline	\$ 660.38 x	5.5%	\$ 36.32
6. Gross Income From Transient Slips and All Other Sources	\$ 129.00		
Detail in Remarks Section			
Less: Cost of Fishing Licenses	\$ 0 -		
Less: State Sales Tax Liability	\$ 0 -		
Adjusted Gross Income From All Other Sources	\$ 129.00 x	5.5%	\$ 7.10

TOTAL GROSS INCOME FROM ALL SOURCES	13342.12
Less: Cost of Fishing Licenses	0
State Sales Tax Liability	63.73
TOTAL ADJUSTED GROSS RECEIPTS ON WHICH PAYABLE	13278.39

TOTAL COMMISSION DUE THE KENTUCKY DEPARTMENT OF PARKS \$ 730.32

Remarks: pumpouts & ice listed on Line 6

I certify that the amounts entered on this report are true and correct and in agreement with my records and in accordance with the License Agreement currently in effect.

Debra Blackburn
Signature

owner/operator
Title

10-9-19
Date

COMMISSION PAYMENT REPORT
Paintsville Lake Marina
 MONTH OF November 2010 2019

RECEIVED
 DEC 12 2019
 By _____

1. Gross Income from Sale of Food and Grocery Items	\$ <u>0</u> -		
Less: State Sales Tax	\$ -		
Adjusted Gross Income from Food and Grocery Sales	\$ -	x 5.5%	\$ <u>0</u> -
2. Gross Income From Slip Rental	\$ <u>7550.00</u>	x 5.5%	\$ <u>415.25</u>
3. Gross Receipts Boat Rental	\$ <u>0</u> -		
Less: State Sales Tax	\$ -		
Adjusted Gross Receipts	\$ -	x 5.5%	\$ -
4. Gross Receipts From Boat Sales	\$ <u>0</u> -		
Less: State Sales Tax	\$ -		
Adjusted Gross Receipts	\$ -	x 5.5%	\$ -
5. Gross Income From Sale of Gasoline & Oil	\$ <u>0</u> -		
Less: State Sales Tax	\$ -		
Adjusted Gross Income From Sale of Gasoline	\$ -	x 5.5%	\$ <u>0</u> -
6. Gross Income From Transient Slips and All Other Sources	\$ <u>0</u> -		
Detail in Remarks Section			
Less: Cost of Fishing Licenses	\$ -		
Less: State Sales Tax Liability	\$ -		
Adjusted Gross Income From All Other Sources	\$ -	x 5.5%	\$ <u>0</u> -

TOTAL GROSS INCOME FROM ALL SOURCES	<u>7550.00</u>
Less: Cost of Fishing Licenses	<u>0</u>
State Sales Tax Liability	<u>0</u>
TOTAL ADJUSTED GROSS RECEIPTS ON WHICH PAYABLE	<u>\$ 7550.00</u>

TOTAL COMMISSION DUE THE KENTUCKY DEPARTMENT OF PARKS \$ 415.25

Remarks: _____

I certify that the amounts entered on this report are true and correct and in agreement with my records and in accordance with the License Agreement currently in effect.

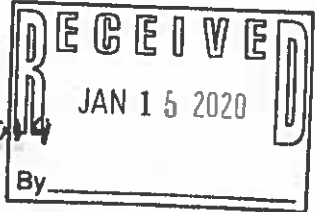
Debra Blackburn
 Signature

Operator
 Title

12-11-19
 Date

RECEIVED
 Date: 12/12/19
 PLSP

COMMISSION PAYMENT REPORT
Paintsville Lake Marina
 MONTH OF December 2010 2014



1. Gross Income from Sale of Food and Grocery Items	\$ 0 -		
Less: State Sales Tax	\$ -		
Adjusted Gross Income from Food and Grocery Sales	\$ -	x 5.5%	\$ -
2. Gross Income From Slip Rental	\$ 8737.50	x 5.5%	\$ 480.57
3. Gross Receipts Boat Rental	\$ -		
Less: State Sales Tax	\$ -		
Adjusted Gross Receipts	\$ -	x 5.5%	\$ -
4. Gross Receipts From Boat Sales	\$ -		
Less: State Sales Tax	\$ -		
Adjusted Gross Receipts	\$ -	x 5.5%	\$ -
5. Gross Income From Sale of Gasoline & Oil	\$ 33.94		
Less: State Sales Tax	\$ 0 -		
Adjusted Gross Income From Sale of Gasoline	\$ 33.94	x 5.5%	\$ 1.87
6. Gross Income From Transient Slips and All Other Sources	\$ -		
Detail in Remarks Section			
Less: Cost of Fishing Licenses	\$ -		
Less: State-Sales Tax Liability	\$ -		
Adjusted Gross Income From All Other Sources	\$ -	x 5.5%	\$ 482.44
<hr/>			
TOTAL GROSS INCOME FROM ALL SOURCES	8771.44		
Less: Cost of Fishing Licenses	0		
State Sales Tax Liability			
TOTAL ADJUSTED GROSS RECEIPTS ON WHICH PAYABLE	\$ 8771.44		
<hr/>			
TOTAL COMMISSION DUE THE KENTUCKY DEPARTMENT OF PARKS			\$ 482.44

Remarks:

I certify that the amounts entered on this report are true and correct and in agreement with my records and in accordance with the License Agreement currently in effect.

Debra Blackman
 Signature

owner/operator
 Title

1-14-20
 Date