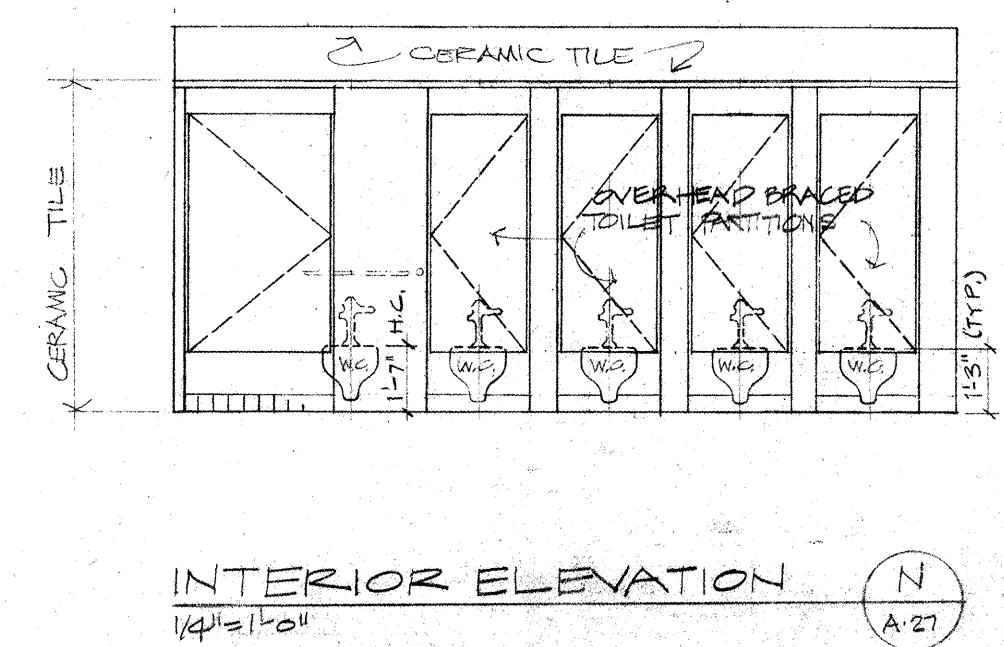
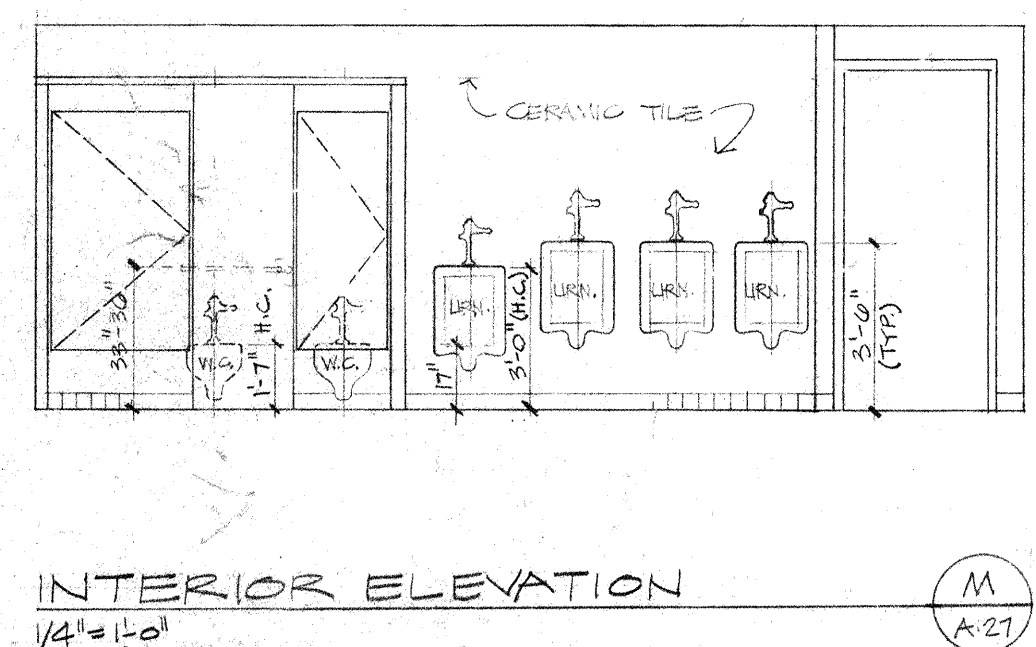
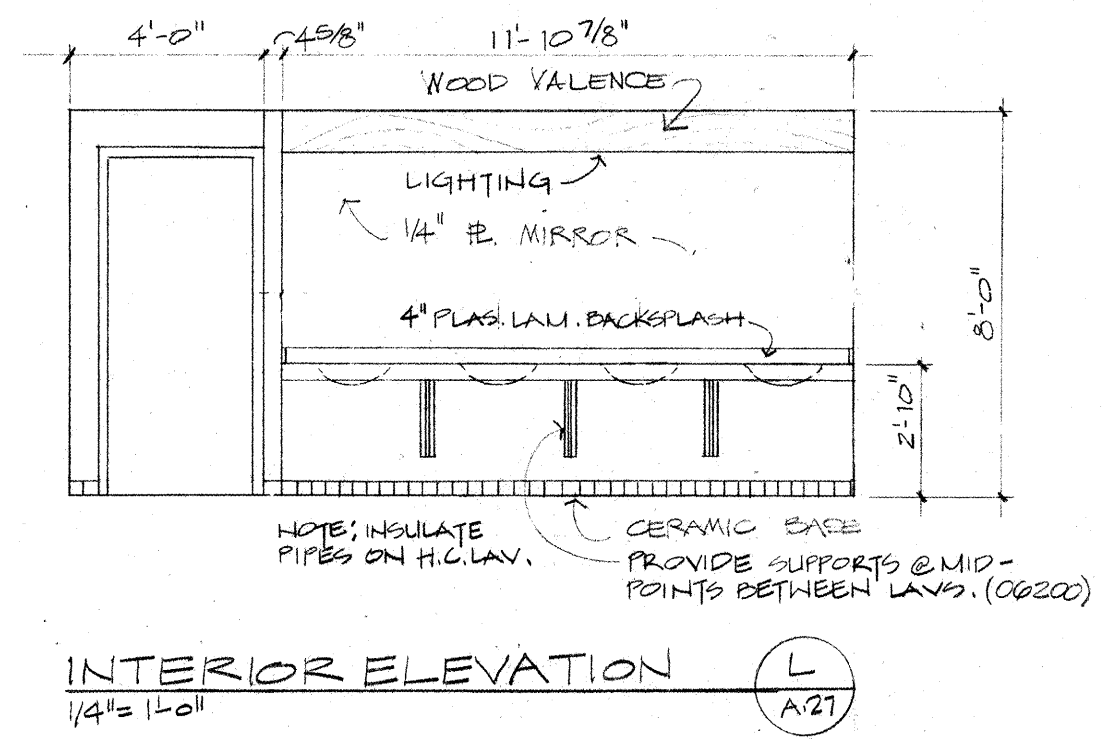
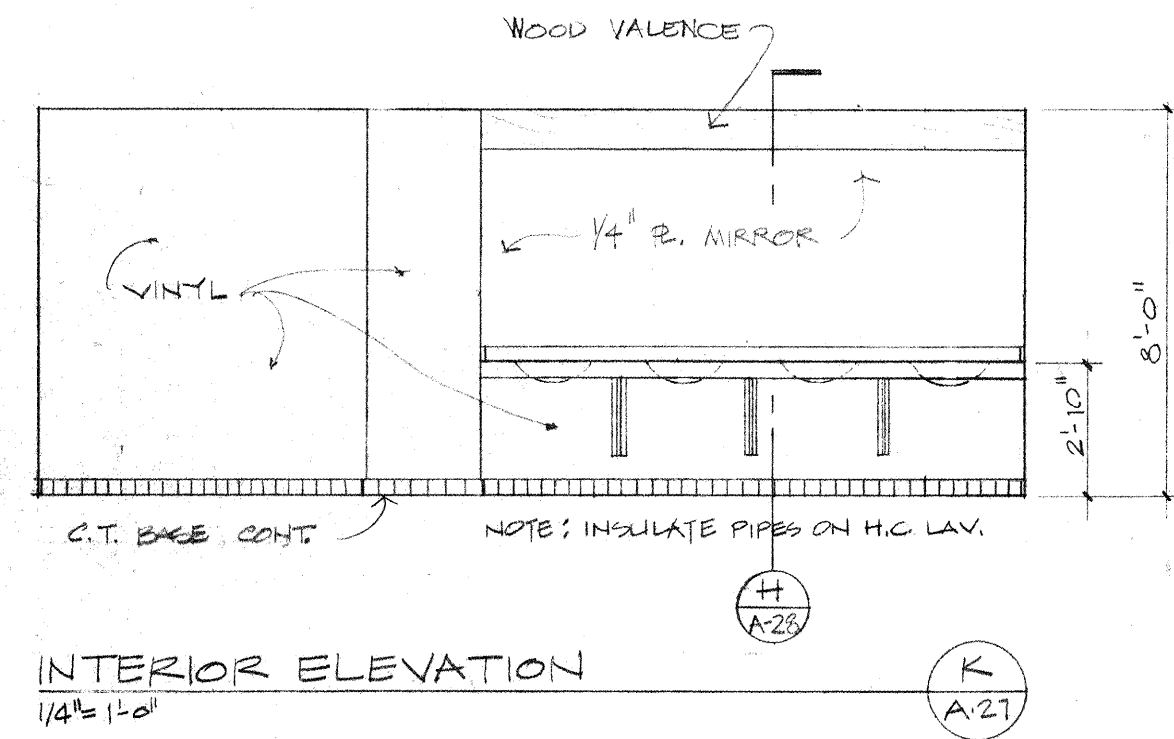
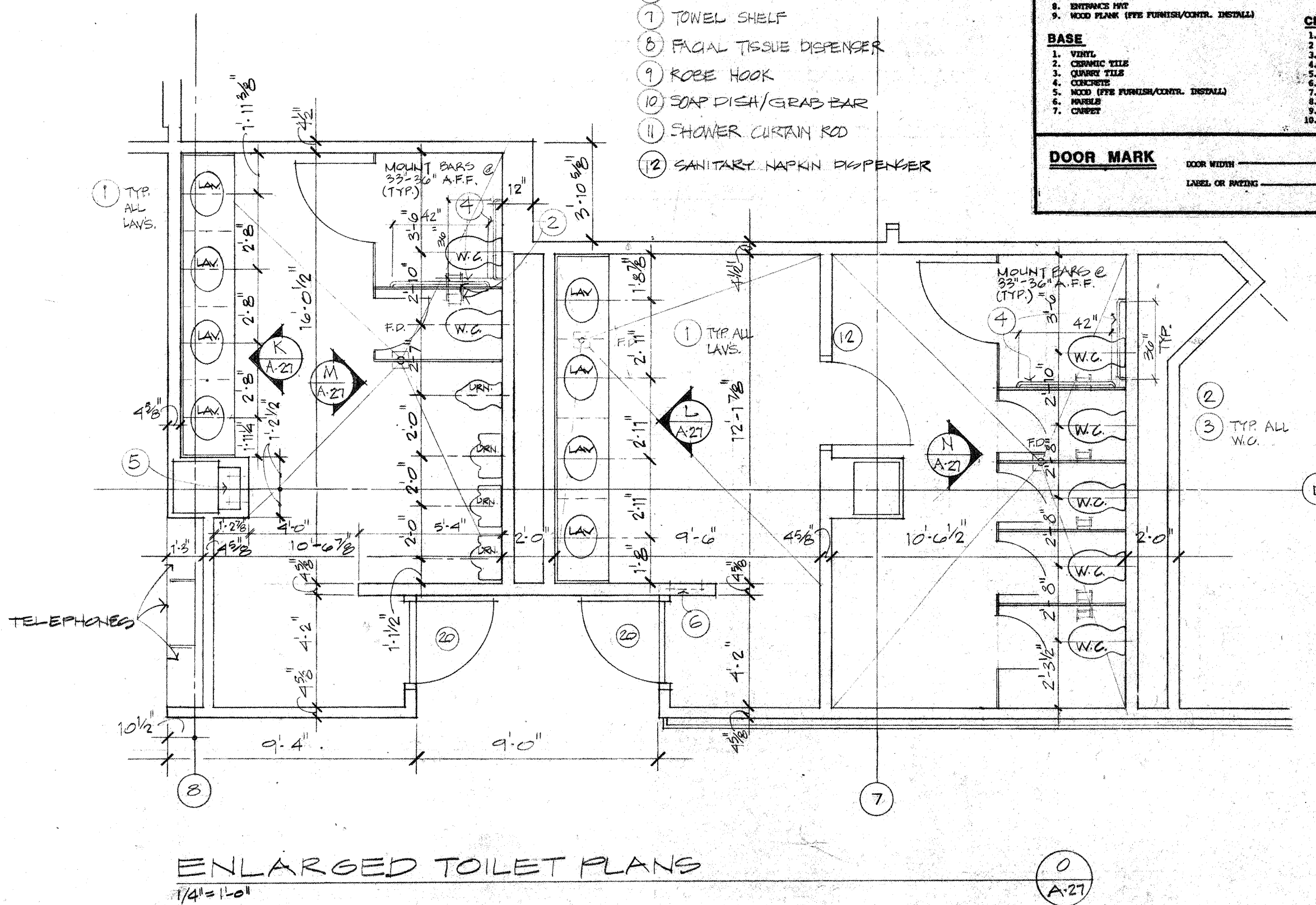


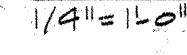

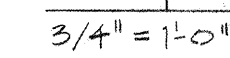
**ACCESSORIES SCHEDULE**

- (1) SHOWER SEAT
- (2) TOWEL BAR (24")
- (3) SHELF/HANGER
- (4) SOAP DISPENSER
- (5) TOILET PAPER HOLDER
- (6) SANITARY NAPKIN DISPENSER
- (7) GRAB BAR
- (8) TOWEL DISPENSER (RECESSED)
- (9) " " (SEMI-RECESSED)
- (10) TOWEL SHELF
- (11) FACIAL TISSUE DISPENSER
- (12) ROBE HOOK
- (13) SOAP DISH/GRAB BAR
- (14) SHOWER CURTAIN ROD
- (15) SANITARY NAPKIN DISPENSER

FINISH SCHEDULE & KEY	
<b>FLOOR</b>	<b>WALL</b>
1. CARPET (SEE FINISHES & DETAILS)	1. GYP. BO., PAINTED
2. CERAMIC TILE (SEE DET.)	2. CERAMIC TILE
3. VINYL (SEE FINISHES & DETAILS)	3. VINYL (SEE FINISHES & DETAILS)
4. CONCRETE (SEE FINISHES & DETAILS)	4. CONCRETE (SEE FINISHES & DETAILS)
5. CERAMIC TILE (SEE DET.)	5. CERAMIC TILE (SEE DET.)
6. VINYL (SEE FINISHES & DETAILS)	6. VINYL (SEE FINISHES & DETAILS)
7. CERAMIC TILE (SEE DET.)	7. CERAMIC TILE (SEE DET.)
8. VINYL (SEE FINISHES & DETAILS)	8. VINYL (SEE FINISHES & DETAILS)
9. CERAMIC TILE (SEE DET.)	9. CERAMIC TILE (SEE DET.)
10. VINYL (SEE FINISHES & DETAILS)	10. VINYL (SEE FINISHES & DETAILS)
11. CERAMIC TILE (SEE DET.)	11. CERAMIC TILE (SEE DET.)
12. VINYL (SEE FINISHES & DETAILS)	12. VINYL (SEE FINISHES & DETAILS)
13. CERAMIC TILE (SEE DET.)	13. CERAMIC TILE (SEE DET.)
14. VINYL (SEE FINISHES & DETAILS)	14. VINYL (SEE FINISHES & DETAILS)
15. CERAMIC TILE (SEE DET.)	15. CERAMIC TILE (SEE DET.)
16. VINYL (SEE FINISHES & DETAILS)	16. VINYL (SEE FINISHES & DETAILS)
17. CERAMIC TILE (SEE DET.)	17. CERAMIC TILE (SEE DET.)
18. VINYL (SEE FINISHES & DETAILS)	18. VINYL (SEE FINISHES & DETAILS)
19. CERAMIC TILE (SEE DET.)	19. CERAMIC TILE (SEE DET.)
20. VINYL (SEE FINISHES & DETAILS)	20. VINYL (SEE FINISHES & DETAILS)
21. CERAMIC TILE (SEE DET.)	21. CERAMIC TILE (SEE DET.)
22. VINYL (SEE FINISHES & DETAILS)	22. VINYL (SEE FINISHES & DETAILS)
23. CERAMIC TILE (SEE DET.)	23. CERAMIC TILE (SEE DET.)
24. VINYL (SEE FINISHES & DETAILS)	24. VINYL (SEE FINISHES & DETAILS)
25. CERAMIC TILE (SEE DET.)	25. CERAMIC TILE (SEE DET.)
26. VINYL (SEE FINISHES & DETAILS)	26. VINYL (SEE FINISHES & DETAILS)
27. CERAMIC TILE (SEE DET.)	27. CERAMIC TILE (SEE DET.)
28. VINYL (SEE FINISHES & DETAILS)	28. VINYL (SEE FINISHES & DETAILS)
29. CERAMIC TILE (SEE DET.)	29. CERAMIC TILE (SEE DET.)
30. VINYL (SEE FINISHES & DETAILS)	30. VINYL (SEE FINISHES & DETAILS)
31. CERAMIC TILE (SEE DET.)	31. CERAMIC TILE (SEE DET.)
32. VINYL (SEE FINISHES & DETAILS)	32. VINYL (SEE FINISHES & DETAILS)
33. CERAMIC TILE (SEE DET.)	33. CERAMIC TILE (SEE DET.)
34. VINYL (SEE FINISHES & DETAILS)	34. VINYL (SEE FINISHES & DETAILS)
35. CERAMIC TILE (SEE DET.)	35. CERAMIC TILE (SEE DET.)
36. VINYL (SEE FINISHES & DETAILS)	36. VINYL (SEE FINISHES & DETAILS)
37. CERAMIC TILE (SEE DET.)	37. CERAMIC TILE (SEE DET.)
38. VINYL (SEE FINISHES & DETAILS)	38. VINYL (SEE FINISHES & DETAILS)
39. CERAMIC TILE (SEE DET.)	39. CERAMIC TILE (SEE DET.)
40. VINYL (SEE FINISHES & DETAILS)	40. VINYL (SEE FINISHES & DETAILS)
41. CERAMIC TILE (SEE DET.)	41. CERAMIC TILE (SEE DET.)
42. VINYL (SEE FINISHES & DETAILS)	42. VINYL (SEE FINISHES & DETAILS)
43. CERAMIC TILE (SEE DET.)	43. CERAMIC TILE (SEE DET.)
44. VINYL (SEE FINISHES & DETAILS)	44. VINYL (SEE FINISHES & DETAILS)
45. CERAMIC TILE (SEE DET.)	45. CERAMIC TILE (SEE DET.)
46. VINYL (SEE FINISHES & DETAILS)	46. VINYL (SEE FINISHES & DETAILS)
47. CERAMIC TILE (SEE DET.)	47. CERAMIC TILE (SEE DET.)
48. VINYL (SEE FINISHES & DETAILS)	48. VINYL (SEE FINISHES & DETAILS)
49. CERAMIC TILE (SEE DET.)	49. CERAMIC TILE (SEE DET.)
50. VINYL (SEE FINISHES & DETAILS)	50. VINYL (SEE FINISHES & DETAILS)
51. CERAMIC TILE (SEE DET.)	51. CERAMIC TILE (SEE DET.)
52. VINYL (SEE FINISHES & DETAILS)	52. VINYL (SEE FINISHES & DETAILS)
53. CERAMIC TILE (SEE DET.)	53. CERAMIC TILE (SEE DET.)
54. VINYL (SEE FINISHES & DETAILS)	54. VINYL (SEE FINISHES & DETAILS)
55. CERAMIC TILE (SEE DET.)	55. CERAMIC TILE (SEE DET.)
56. VINYL (SEE FINISHES & DETAILS)	56. VINYL (SEE FINISHES & DETAILS)
57. CERAMIC TILE (SEE DET.)	57. CERAMIC TILE (SEE DET.)
58. VINYL (SEE FINISHES & DETAILS)	58. VINYL (SEE FINISHES & DETAILS)
59. CERAMIC TILE (SEE DET.)	59. CERAMIC TILE (SEE DET.)
60. VINYL (SEE FINISHES & DETAILS)	60. VINYL (SEE FINISHES & DETAILS)
61. CERAMIC TILE (SEE DET.)	61. CERAMIC TILE (SEE DET.)
62. VINYL (SEE FINISHES & DETAILS)	62. VINYL (SEE FINISHES & DETAILS)
63. CERAMIC TILE (SEE DET.)	63. CERAMIC TILE (SEE DET.)
64. VINYL (SEE FINISHES & DETAILS)	64. VINYL (SEE FINISHES & DETAILS)
65. CERAMIC TILE (SEE DET.)	65. CERAMIC TILE (SEE DET.)
66. VINYL (SEE FINISHES & DETAILS)	66. VINYL (SEE FINISHES & DETAILS)
67. CERAMIC TILE (SEE DET.)	67. CERAMIC TILE (SEE DET.)
68. VINYL (SEE FINISHES & DETAILS)	68. VINYL (SEE FINISHES & DETAILS)
69. CERAMIC TILE (SEE DET.)	69. CERAMIC TILE (SEE DET.)
70. VINYL (SEE FINISHES & DETAILS)	70. VINYL (SEE FINISHES & DETAILS)
71. CERAMIC TILE (SEE DET.)	71. CERAMIC TILE (SEE DET.)
72. VINYL (SEE FINISHES & DETAILS)	72. VINYL (SEE FINISHES & DETAILS)
73. CERAMIC TILE (SEE DET.)	73. CERAMIC TILE (SEE DET.)
74. VINYL (SEE FINISHES & DETAILS)	74. VINYL (SEE FINISHES & DETAILS)
75. CERAMIC TILE (SEE DET.)	75. CERAMIC TILE (SEE DET.)
76. VINYL (SEE FINISHES & DETAILS)	76. VINYL (SEE FINISHES & DETAILS)
77. CERAMIC TILE (SEE DET.)	77. CERAMIC TILE (SEE DET.)
78. VINYL (SEE FINISHES & DETAILS)	78. VINYL (SEE FINISHES & DETAILS)
79. CERAMIC TILE (SEE DET.)	79. CERAMIC TILE (SEE DET.)
80. VINYL (SEE FINISHES & DETAILS)	80. VINYL (SEE FINISHES & DETAILS)
81. CERAMIC TILE (SEE DET.)	81. CERAMIC TILE (SEE DET.)
82. VINYL (SEE FINISHES & DETAILS)	82. VINYL (SEE FINISHES & DETAILS)
83. CERAMIC TILE (SEE DET.)	83. CERAMIC TILE (SEE DET.)
84. VINYL (SEE FINISHES & DETAILS)	84. VINYL (SEE FINISHES & DETAILS)
85. CERAMIC TILE (SEE DET.)	85. CERAMIC TILE (SEE DET.)
86. VINYL (SEE FINISHES & DETAILS)	86. VINYL (SEE FINISHES & DETAILS)
87. CERAMIC TILE (SEE DET.)	87. CERAMIC TILE (SEE DET.)
88. VINYL (SEE FINISHES & DETAILS)	88. VINYL (SEE FINISHES & DETAILS)
89. CERAMIC TILE (SEE DET.)	89. CERAMIC TILE (SEE DET.)
90. VINYL (SEE FINISHES & DETAILS)	90. VINYL (SEE FINISHES & DETAILS)
91. CERAMIC TILE (SEE DET.)	91. CERAMIC TILE (SEE DET.)
92. VINYL (SEE FINISHES & DETAILS)	92. VINYL (SEE FINISHES & DETAILS)
93. CERAMIC TILE (SEE DET.)	93. CERAMIC TILE (SEE DET.)
94. VINYL (SEE FINISHES & DETAILS)	94. VINYL (SEE FINISHES & DETAILS)
95. CERAMIC TILE (SEE DET.)	95. CERAMIC TILE (SEE DET.)
96. VINYL (SEE FINISHES & DETAILS)	96. VINYL (SEE FINISHES & DETAILS)
97. CERAMIC TILE (SEE DET.)	97. CERAMIC TILE (SEE DET.)
98. VINYL (SEE FINISHES & DETAILS)	98. VINYL (SEE FINISHES & DETAILS)
99. CERAMIC TILE (SEE DET.)	99. CERAMIC TILE (SEE DET.)
100. VINYL (SEE FINISHES & DETAILS)	100. VINYL (SEE FINISHES & DETAILS)







- 1 SOAP DISPENSER
- 2 TOILET PAPER HOLDER
- 3 SANITARY NAPKIN DISPOSAL
- 4 GRAB BAR
- 5 TOWEL DISPENSER (RECESSED)
- 6 " " (SEMI-RECESSED)
- 7 TOWEL SHELF
- 8 FACIAL TISSUE DISPENSER
- 9 ROBE HOOK
- 10 SOAP DISH / GLAZE BAR
- 11 SHOWER CURTAIN ROD
- 12 SANITARY NAPKIN DISPENSER
- 13 SHOWER SEAT
- 14 TOWEL BAR (24")
- 15 E-HEEL / HANGER

DRAWN <i>SLR</i>	PROJECT <i>8238</i>
CHECKED	DATE <i>5-10-88</i>

# ARCHITECTURAL

ENLARGED PUEBLO  
TOILETS & SINKS  
PLANS

1/4" = 1'-0"

## DRAWING

# A-28



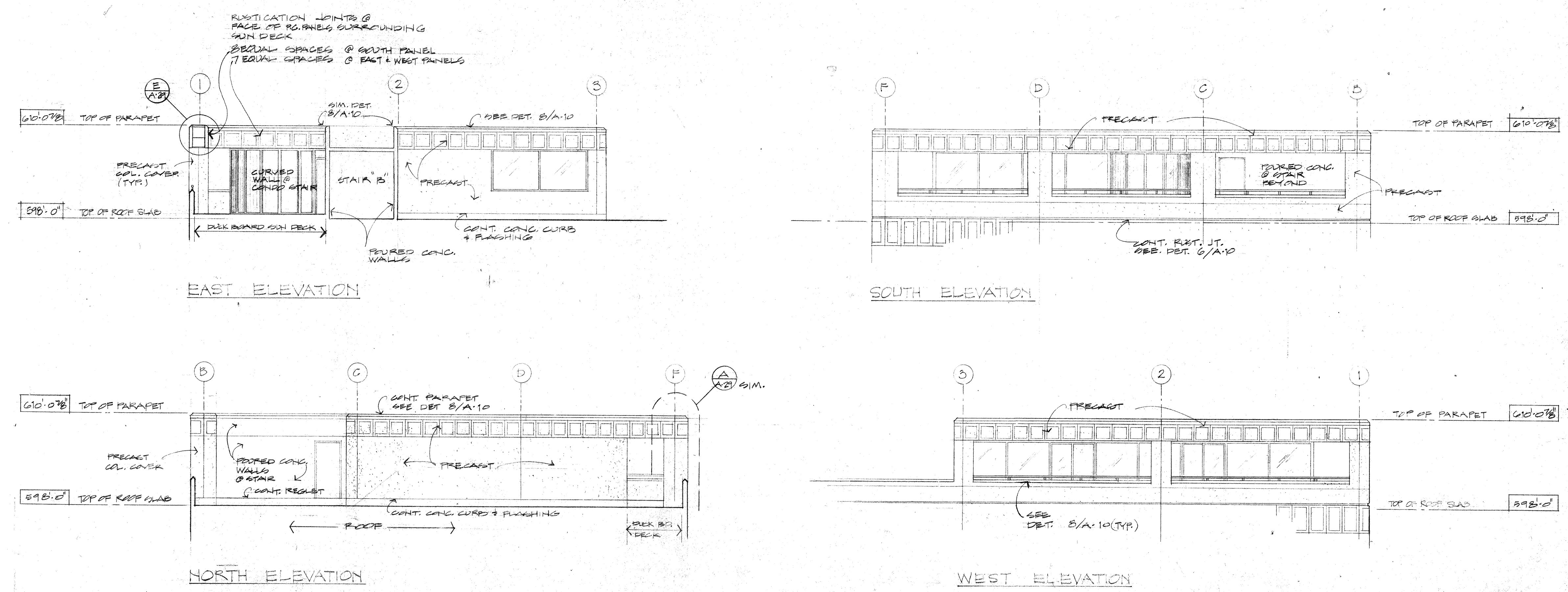
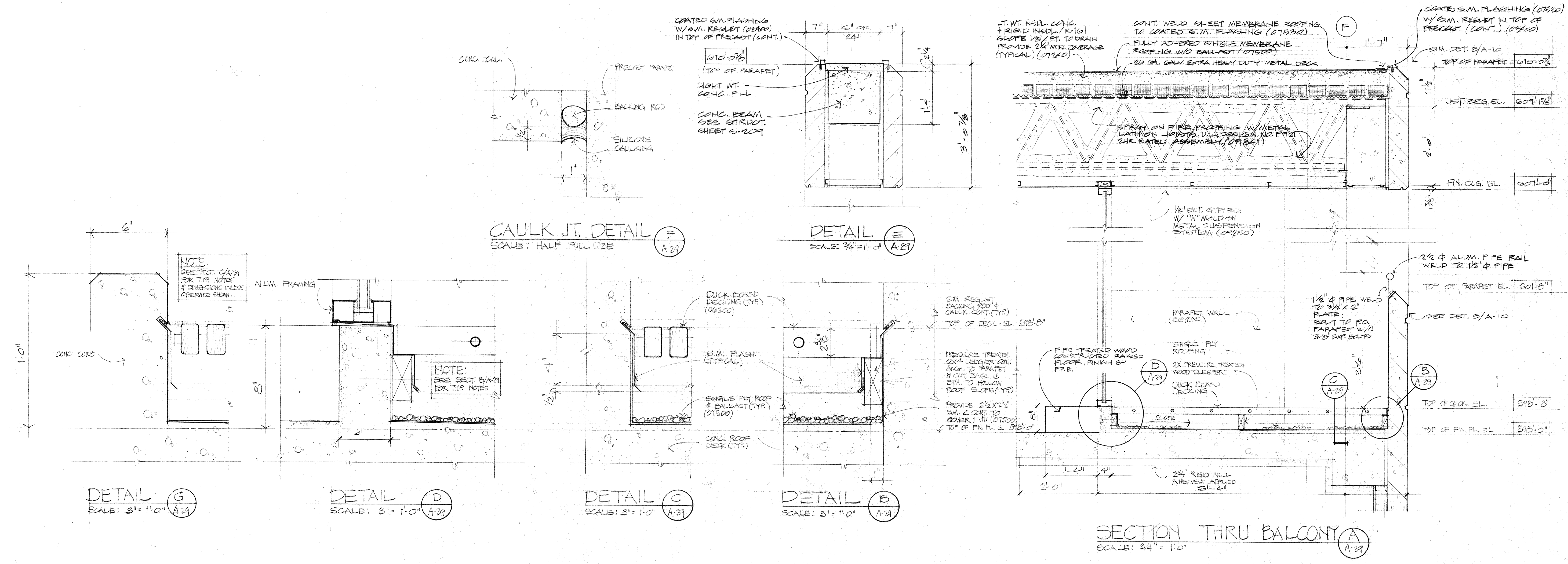
# CAPITOL PLAZA HOTEL FRANKFORT / KENTUCKY

**JOHNSON / ROMANOWITZ / ARCHITECTS / LEXINGTON / KENTUCKY**  
301 EAST VINE STREET, SUITE A  
TELEPHONE (502) 252-6781

**CLARIFICATIONS:**  
A 8-5-83  
B 9-20-83

**ARCHITECTURAL**  
PENTHOUSE  
CONDOMINIUM  
ELEVATIONS & DETAILS

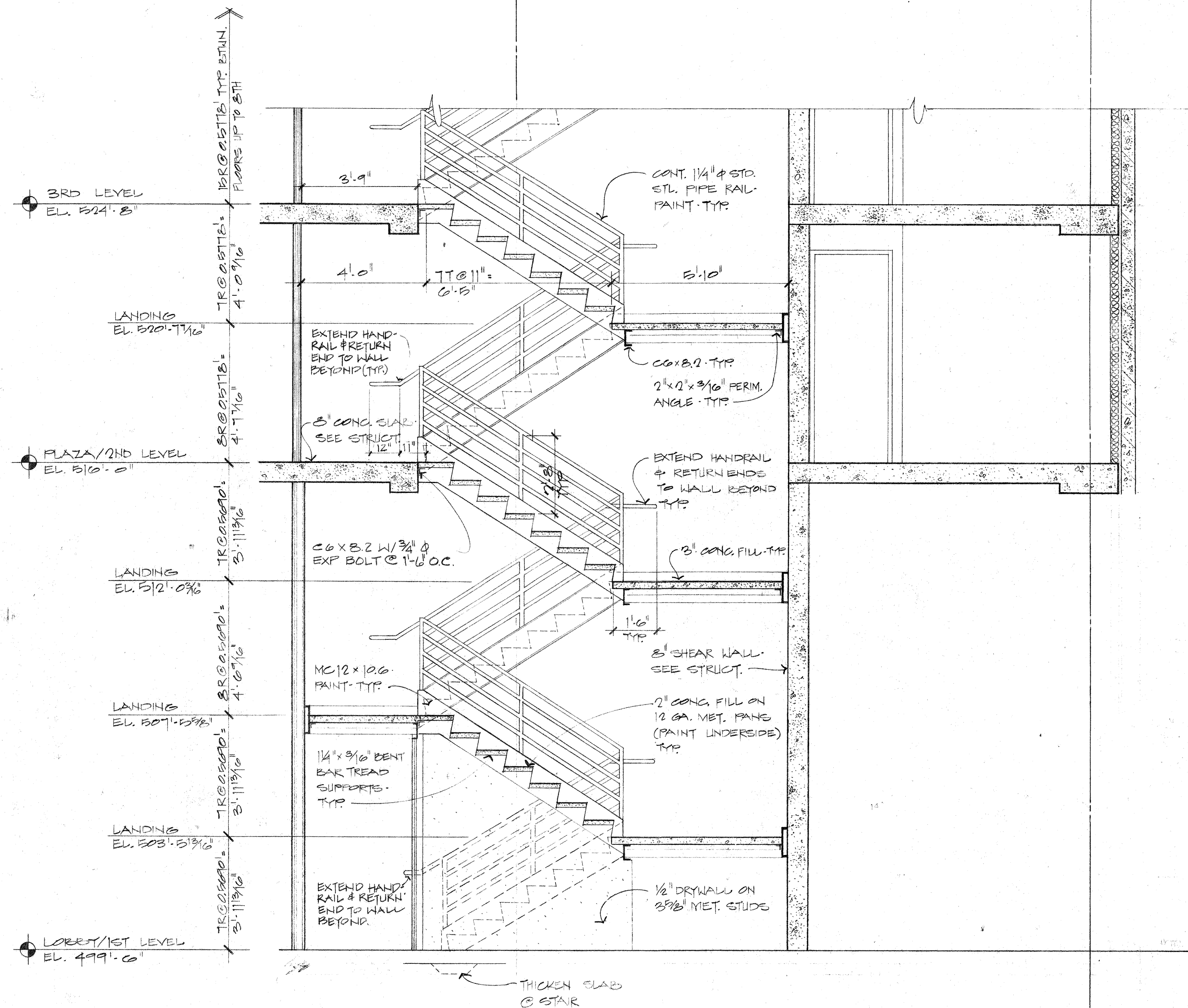
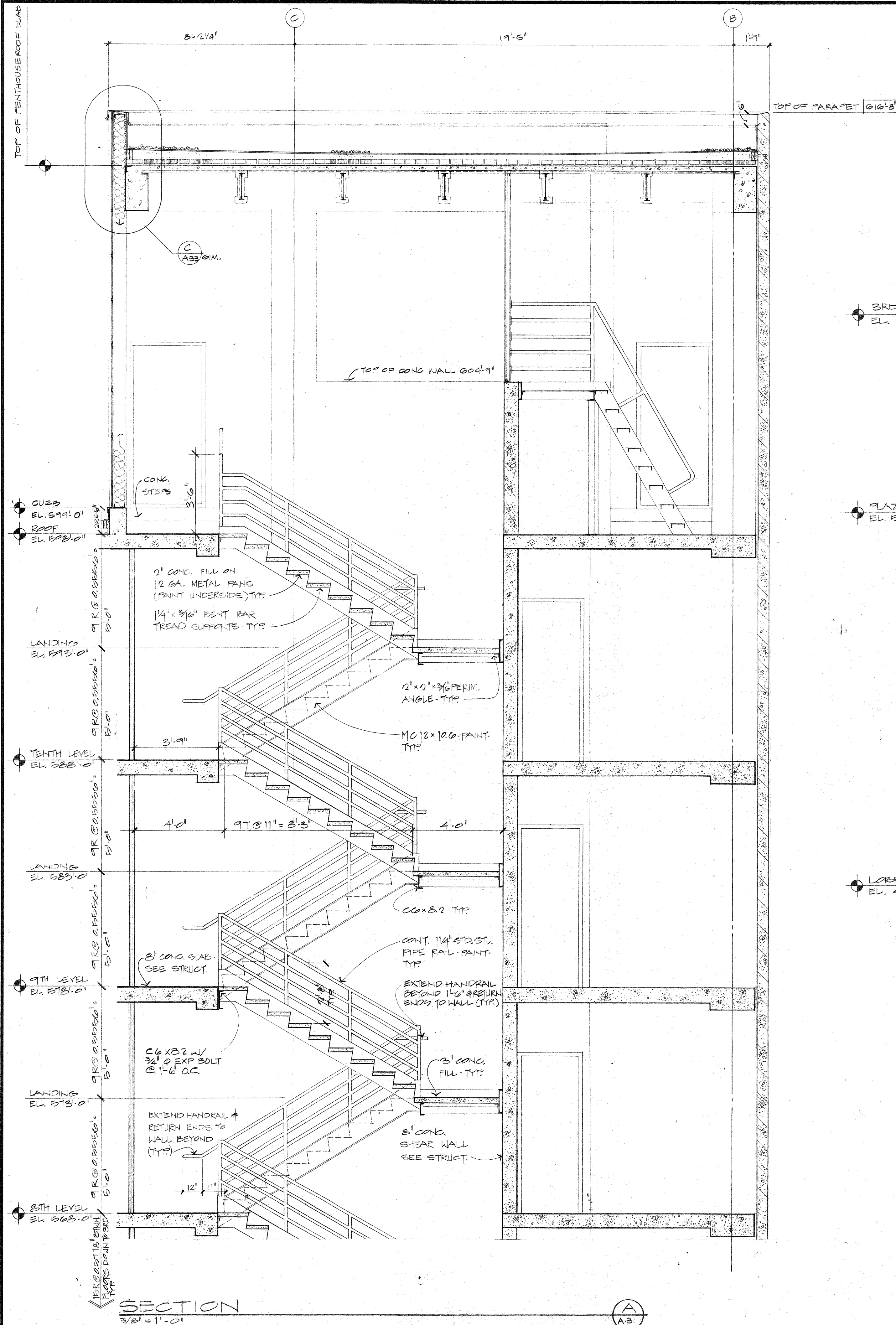
**DRAWING**  
**A-29**











SECTION  
3/8" = 1'-0"

B  
A31

CAPITOL PLAZA HOTEL  
FRANKFORT / KENTUCKY

JOHNSON / ROMANOWITZ ARCHITECTS / LEXINGTON / KENTUCKY

CLARIFICATIONS:  
A 8.5.83

DRAWN SBB	PROJECT 8238
CHECKED SBB	DATE 8.10.83
ARCHITECTURAL	
NORTH STAIRWELL SECTION	
DRAWING A-31	



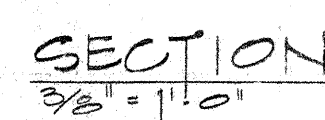
JOHNSON / ROMANOWITZ / ARCHITECTS / LEXINGTON / KENTUCKY  
 83  
 CATIONS:  
 472-624-1189-1782  
 COMMONWEALTH OF KENTUCKY  
 ARCHITECTS  
 NOS.:HOF  
 No. 1782  
 ARCHITECTS INC.



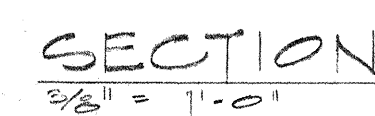
# ARCHITECTURAL

SOUTH STAIRWELL  
SECTION

**DRAWING**  
**A-32**

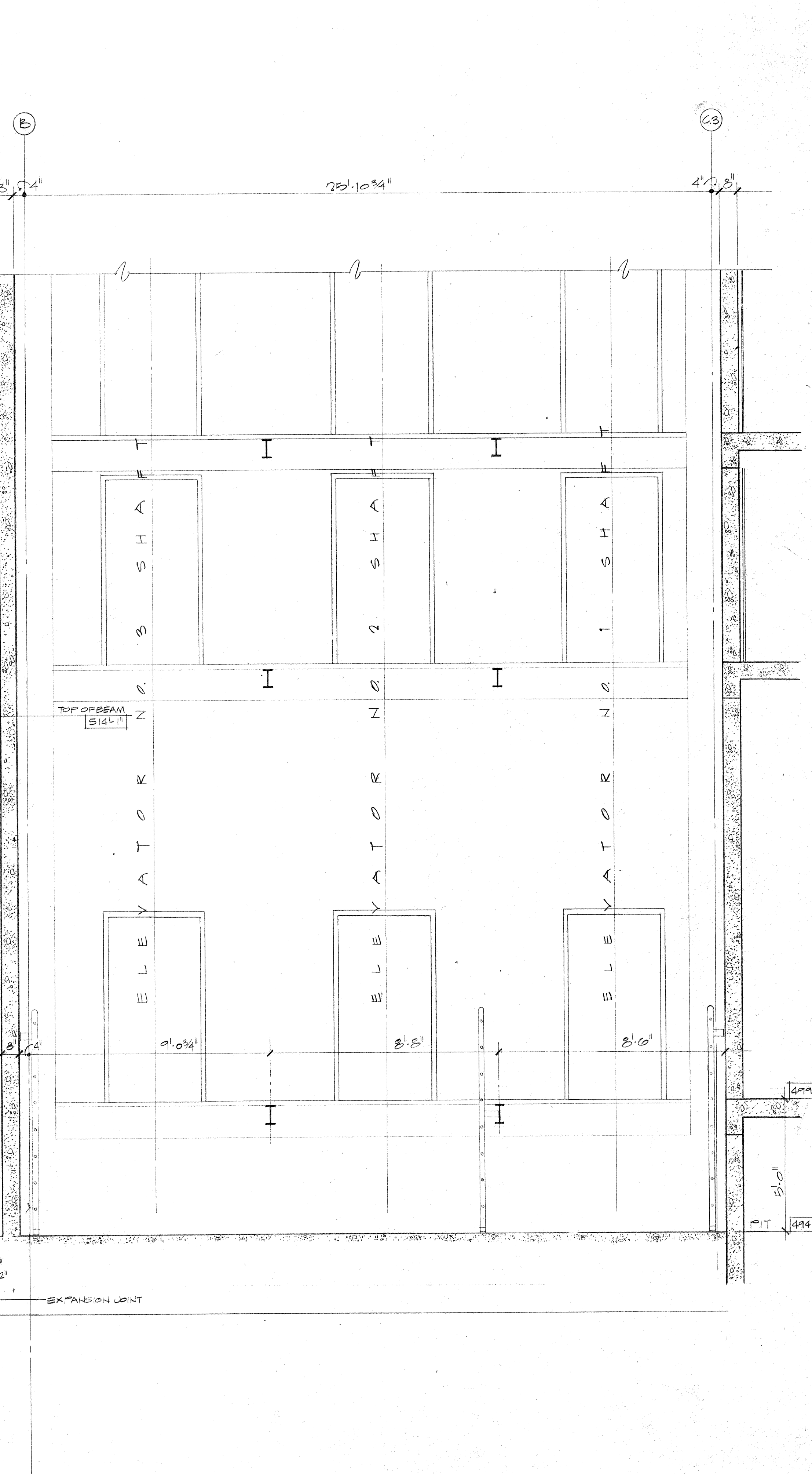
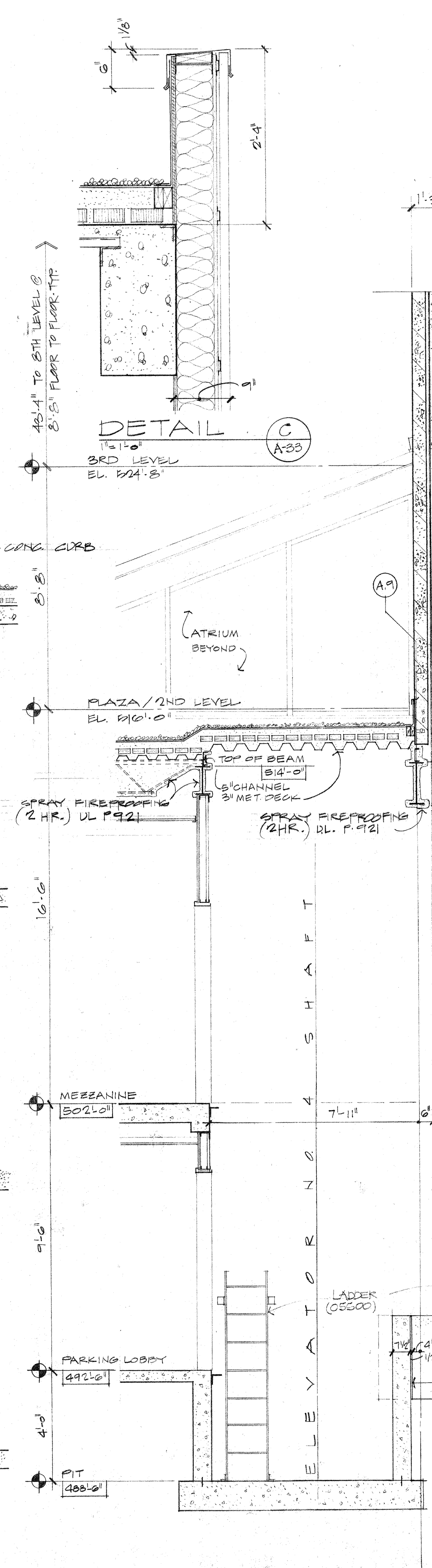
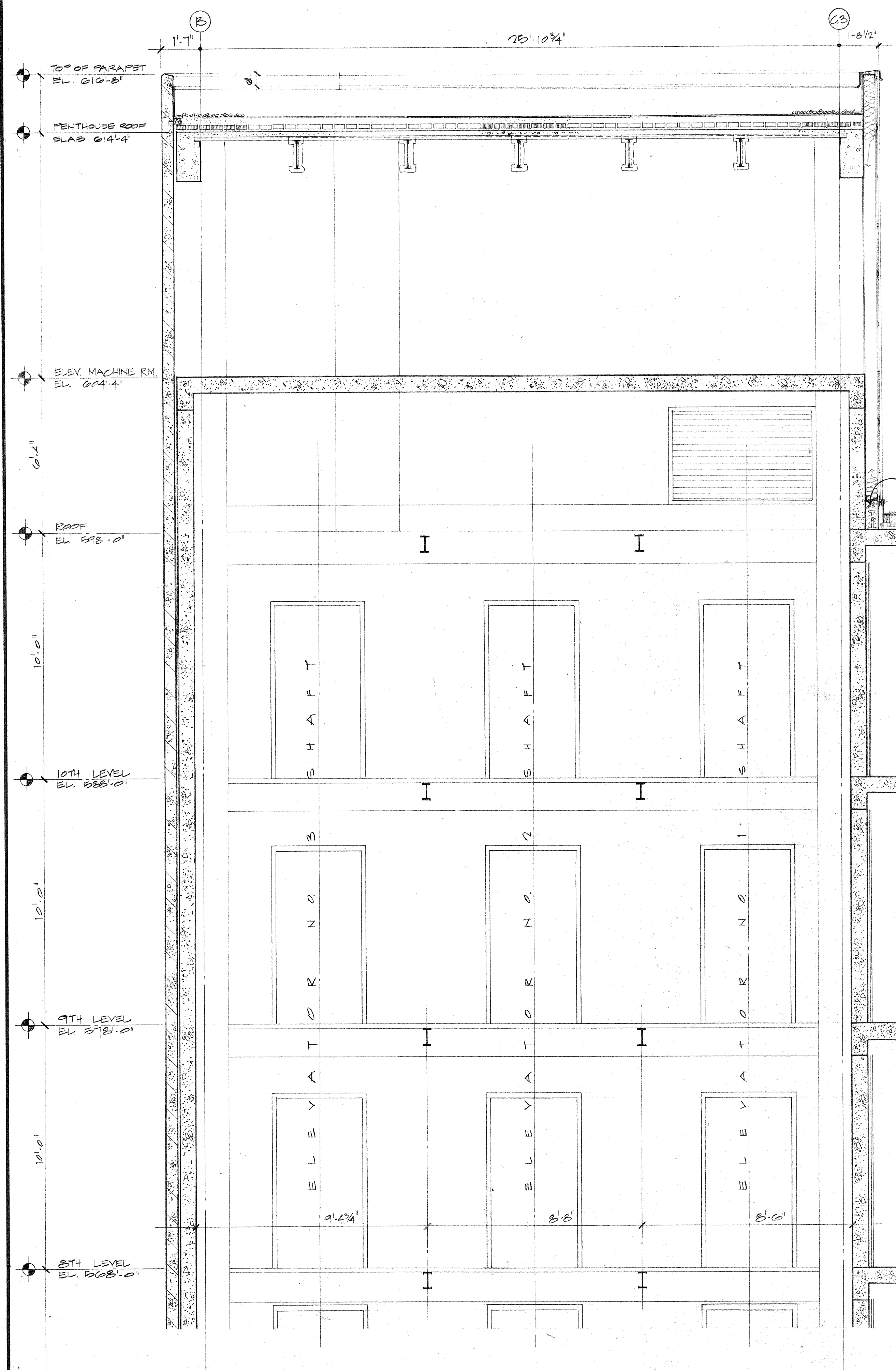


A  
A-35



② A-3





**CAPITOL PLAZA HOTEL**  
FRANKFORT / KENTUCKY

JOHNSON / ROMANOWITZ / ARCHITECTS / LEXINGTON / KENTUCKY

DRAWN  
WRL

PROJECT  
8238

CHECKED

DATE  
5.10.83

**ARCHITECTURAL**


ELEVATOR SECTION  
# DETAILS

**DRAWING**  
**A-33**



**JOHNSON / ROMANOWITZ / ARCHITECTS / LEXINGTON / KENTUCKY**  
301 EAST VINE STREET, SUITE A  
TELEPHONE (606) 252-6781

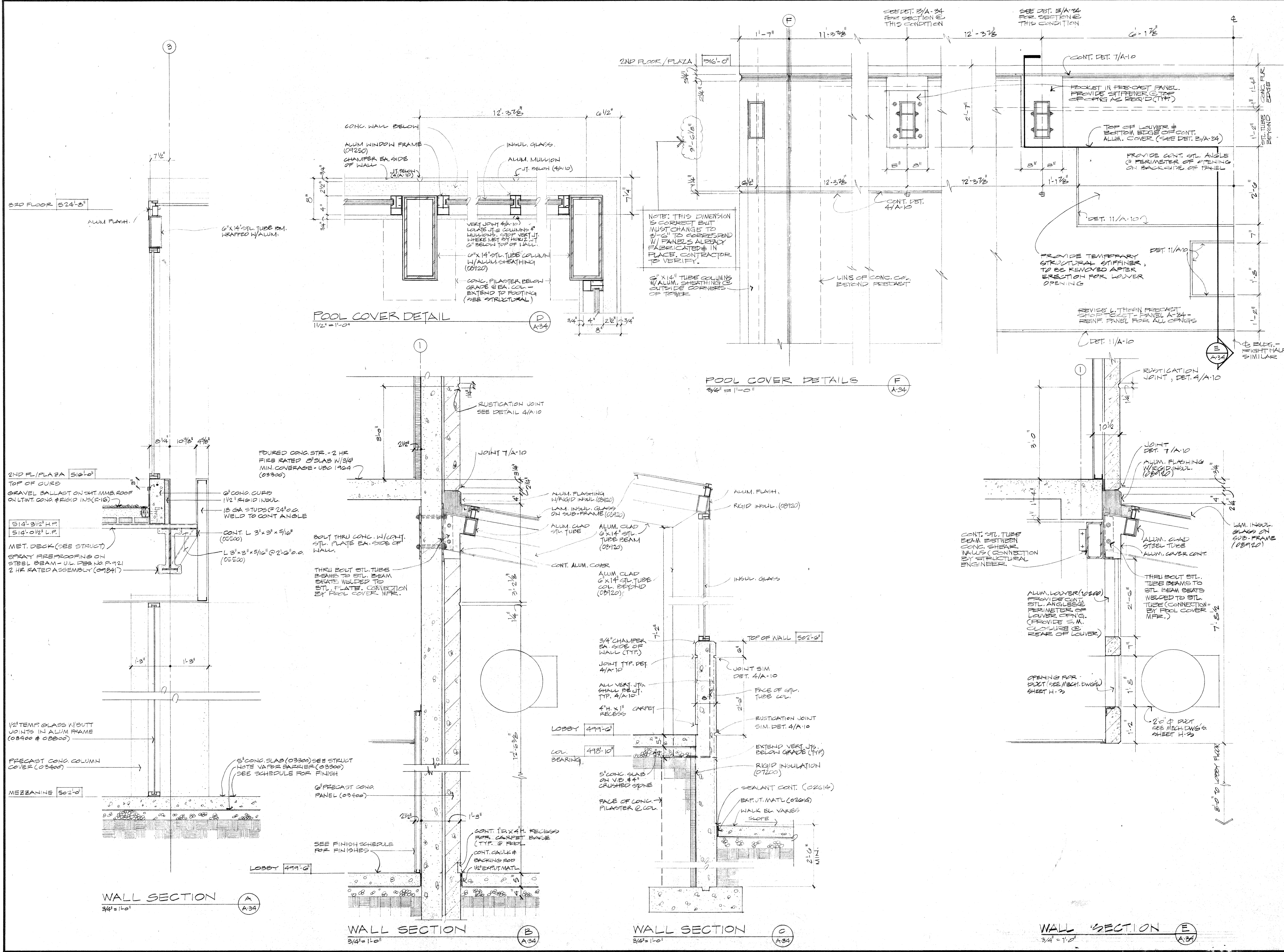
REVISED:  
JULY 15, 1983



# ARCHITECTURAL

ATRILUM SKYLIGHT  
DETAILS &  
SWIMMING POOL  
ENCLOSURE

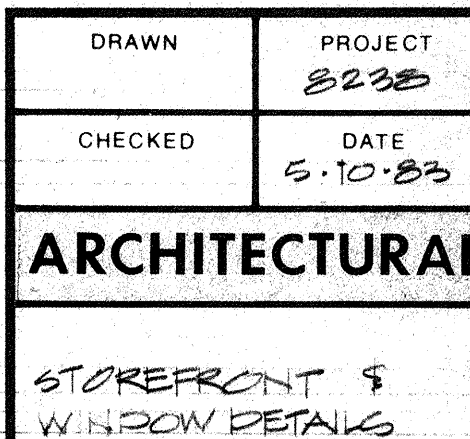
**DRAWING**  
**A-34**



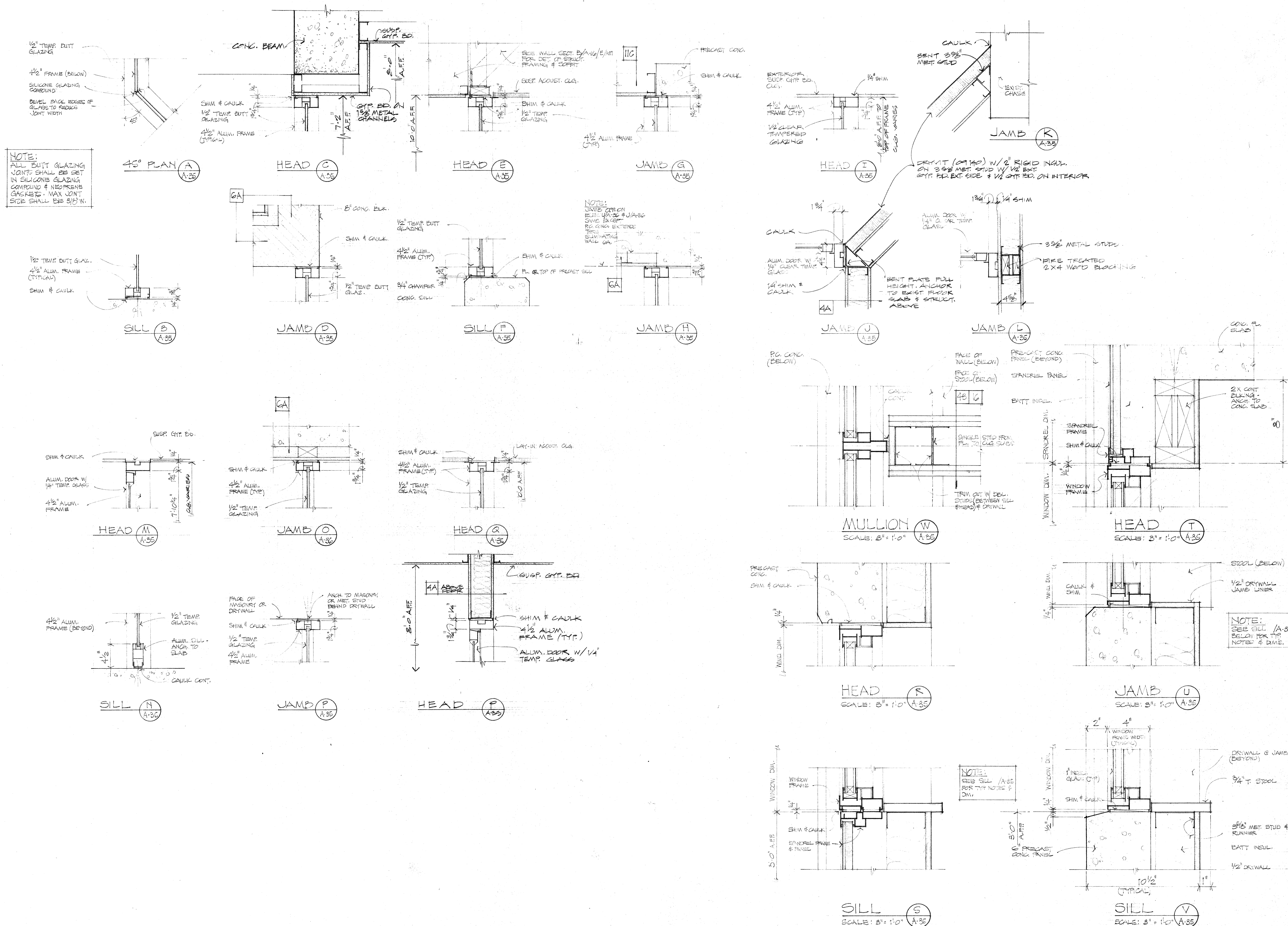


**JOHNSON / ROMANOWITZ / ARCHITECTS / LEXINGTON / KENTUCKY**  
301 EAST VINE STREET SUITE A  
TELEPHONE (502) 252-6781

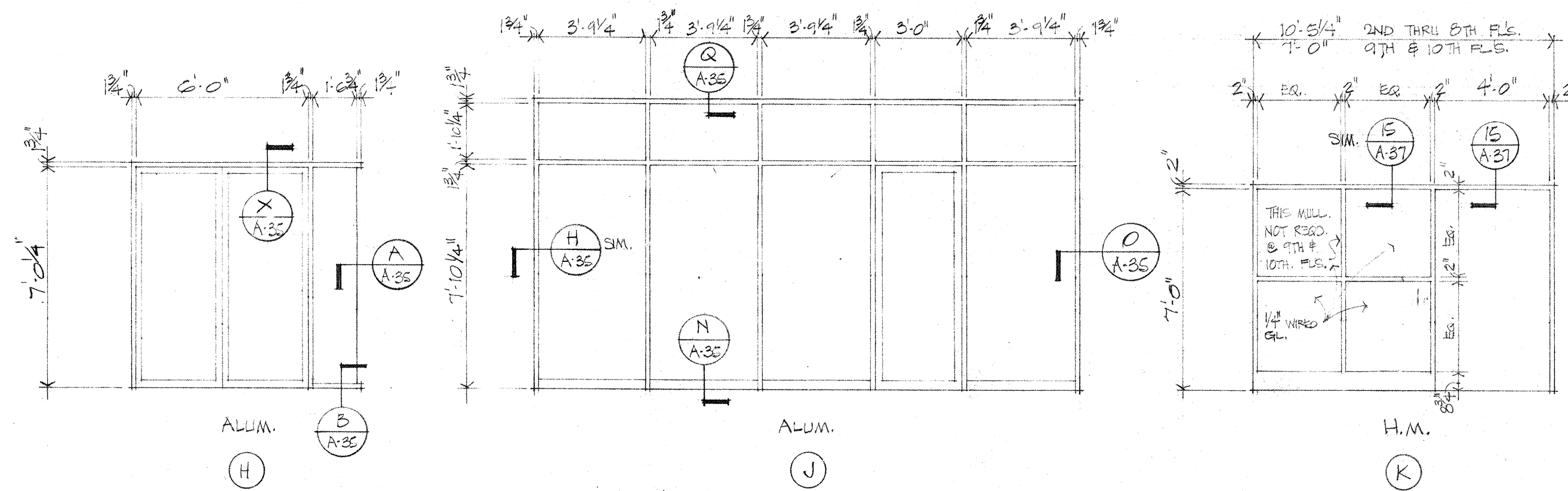
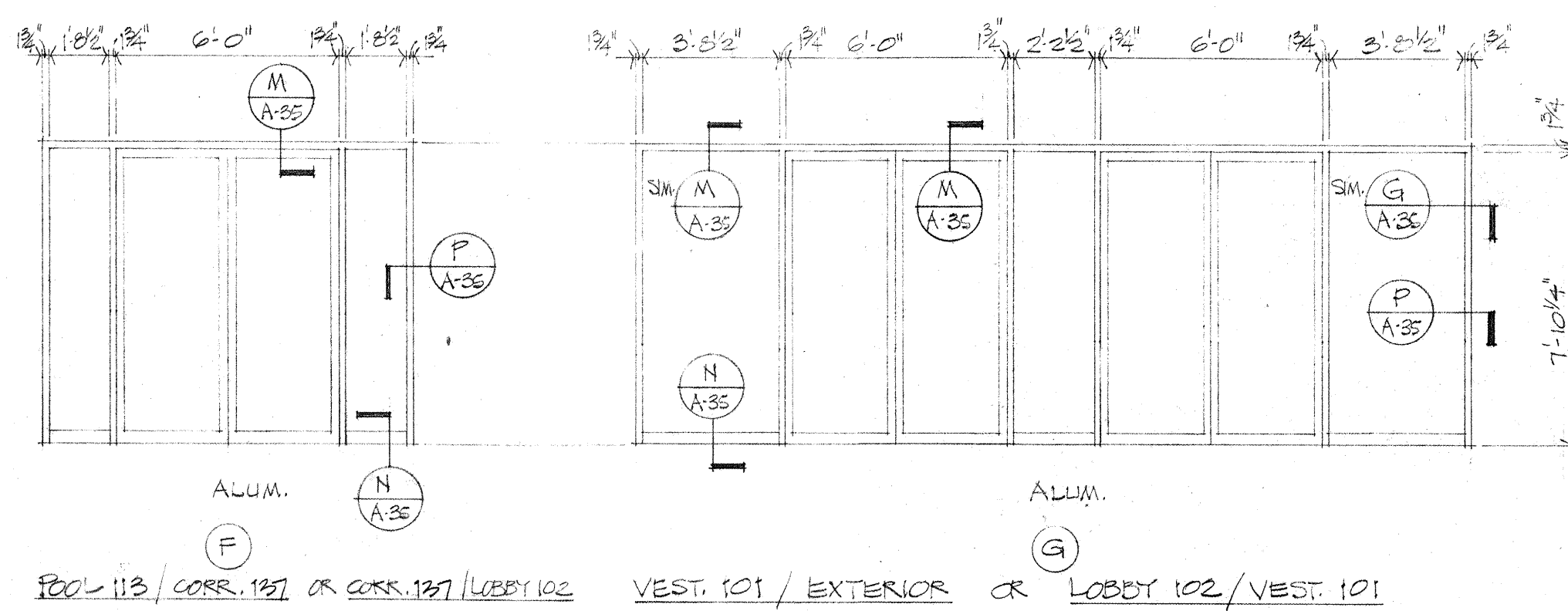
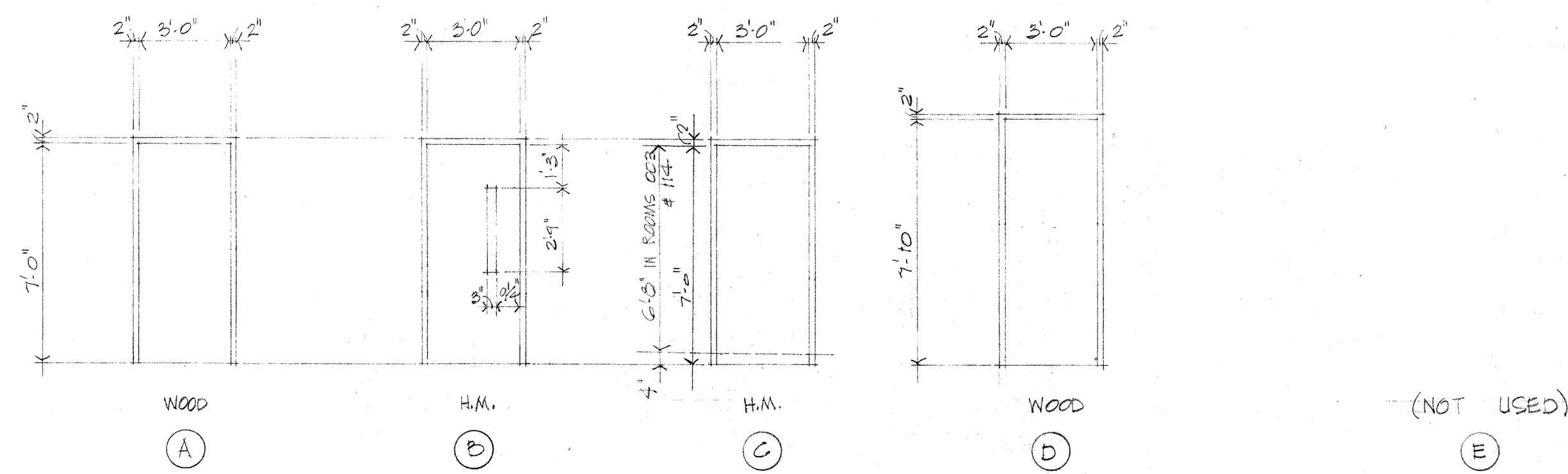
CLARIFICATIONS:  
4 8-5-83



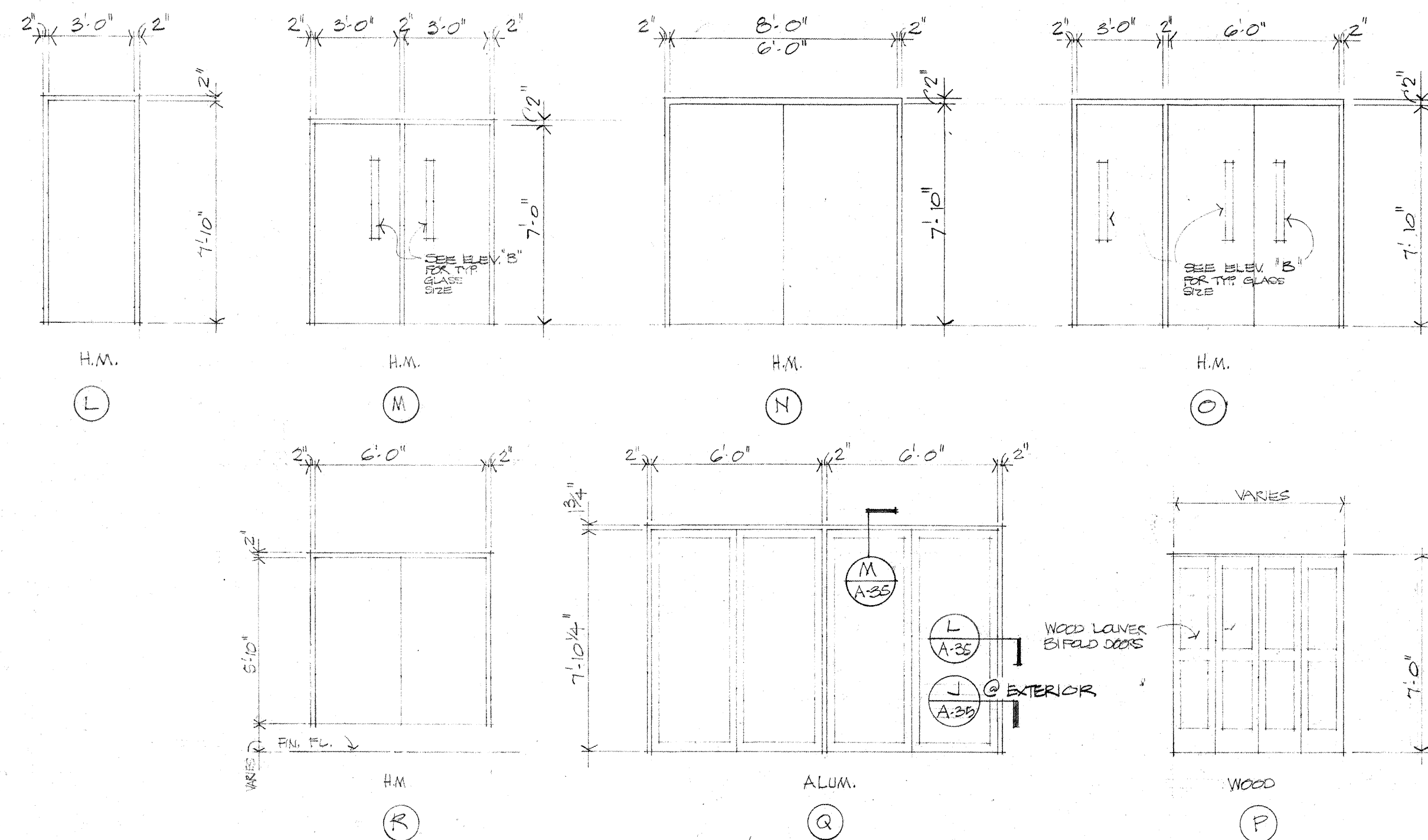
# DRAWING A-35



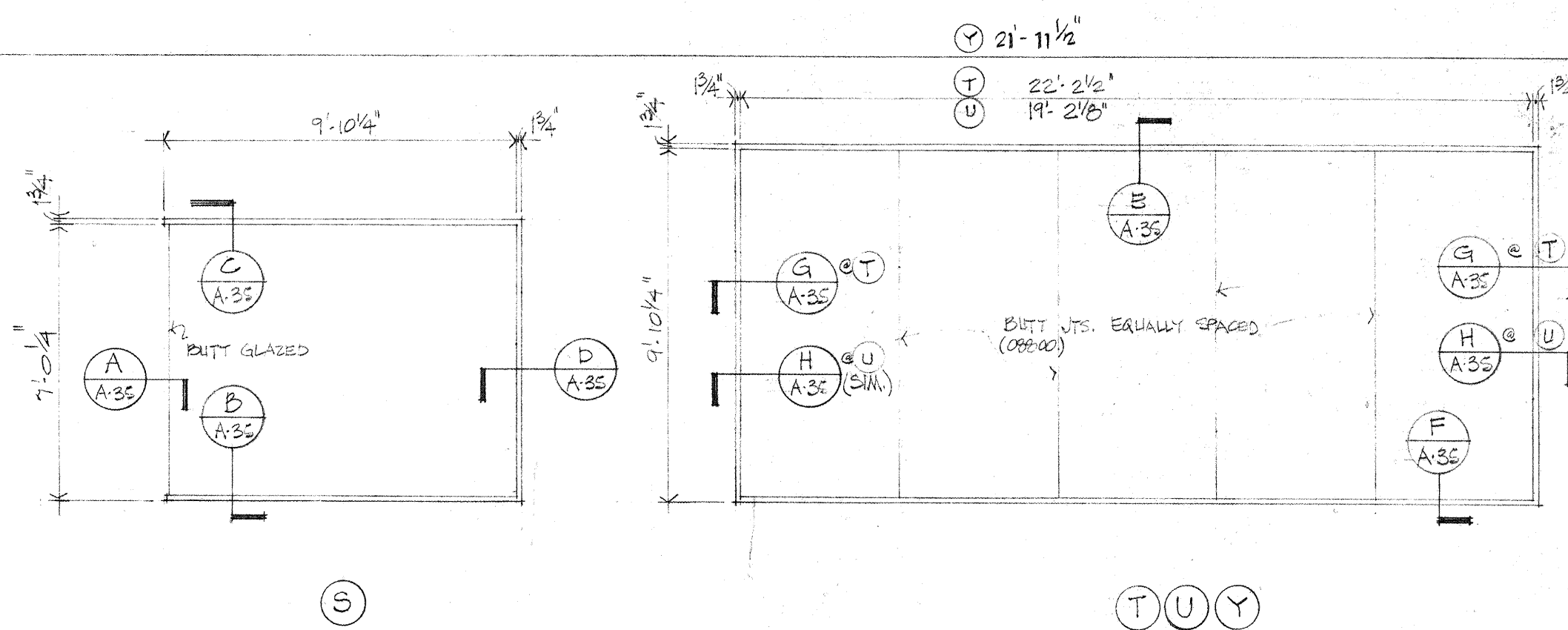




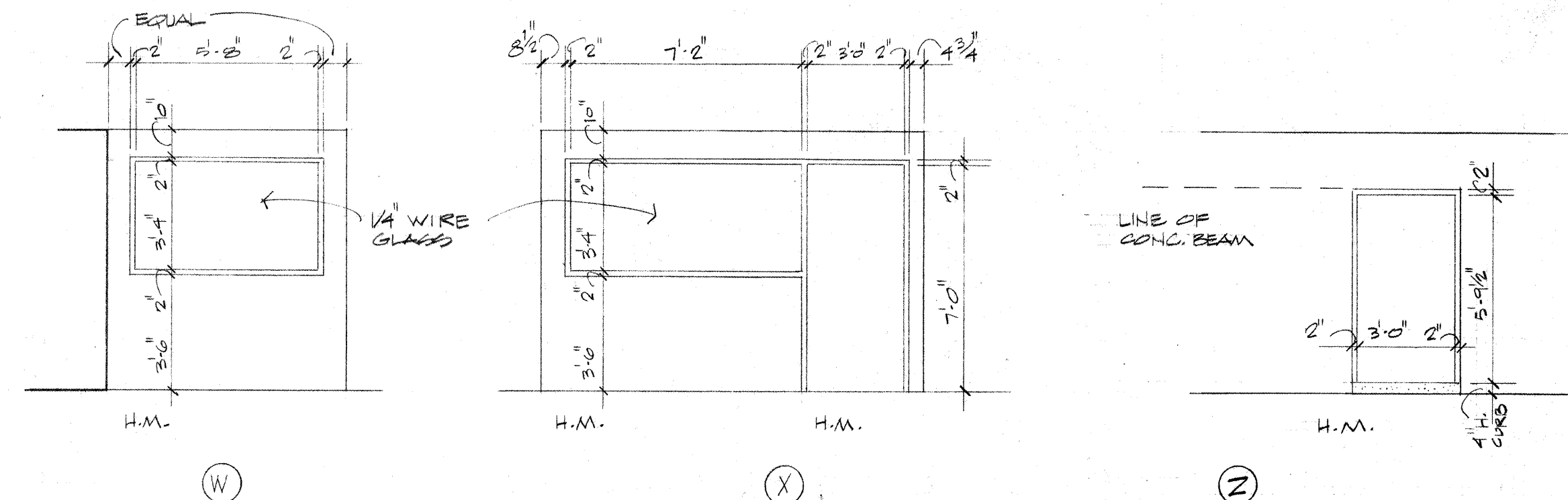
DOOR & FRAME TYPE ELEVATIONS  
SCALE: 1/4" = 1'-0"



ELEVATIONS @ CHEF'S OFFICE 152  
1/4" = 1'-0"



EXTERIOR STOREFRONT ELEVATIONS  
SCALE: 1/4" = 1'-0"




ACCESS DOOR @ FOUNTAIN EQUIP. RM. 004  
1/4" = 1'-0"

CAPITOL PLAZA HOTEL  
FRANKFORT / KENTUCKY

JOHNSON / ROMANOWITZ / ARCHITECTS / LEXINGTON / KENTUCKY  
301 EAST VINE STREET, SUITE A  
TELEPHONE 1808/252-6781

CLARIFICATIONS:  
A 8.5.83



DRAWN PROJECT  
8238  
CHECKED DATE  
5.10.83

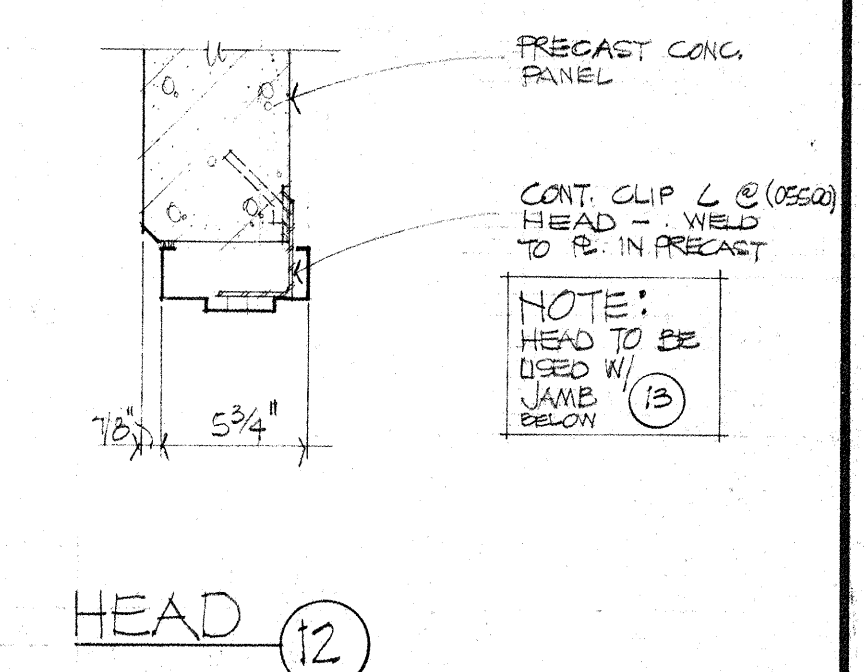
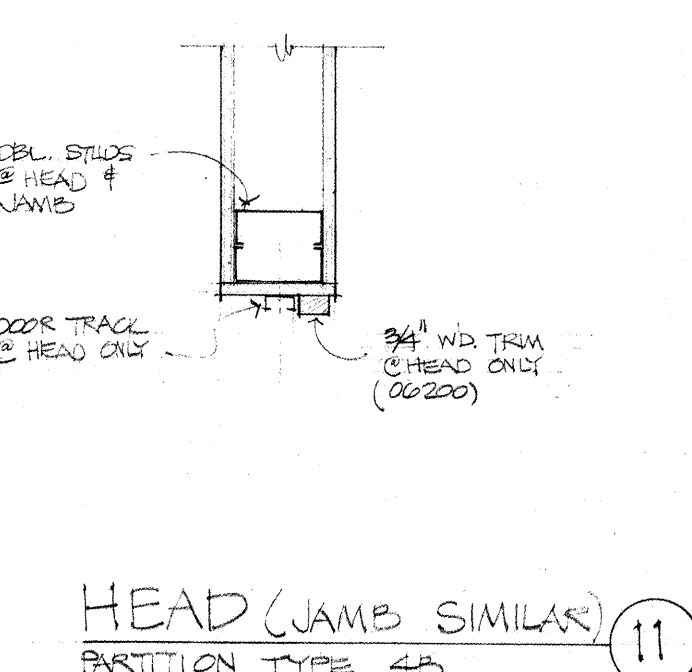
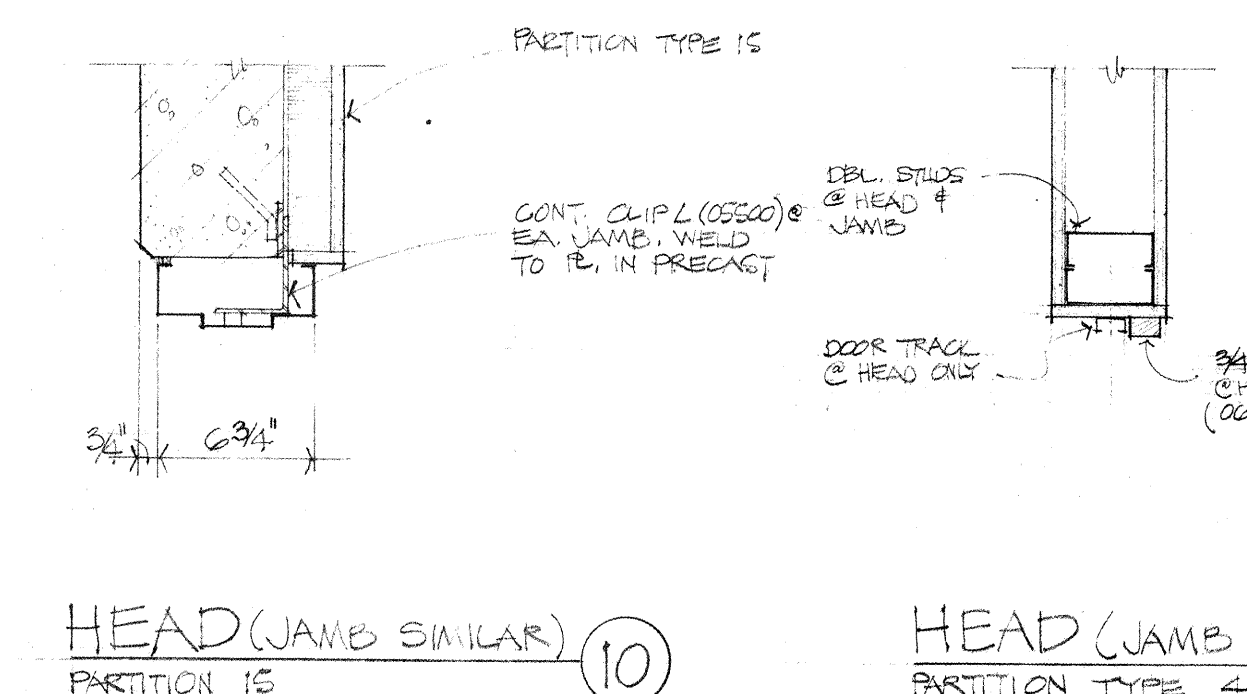
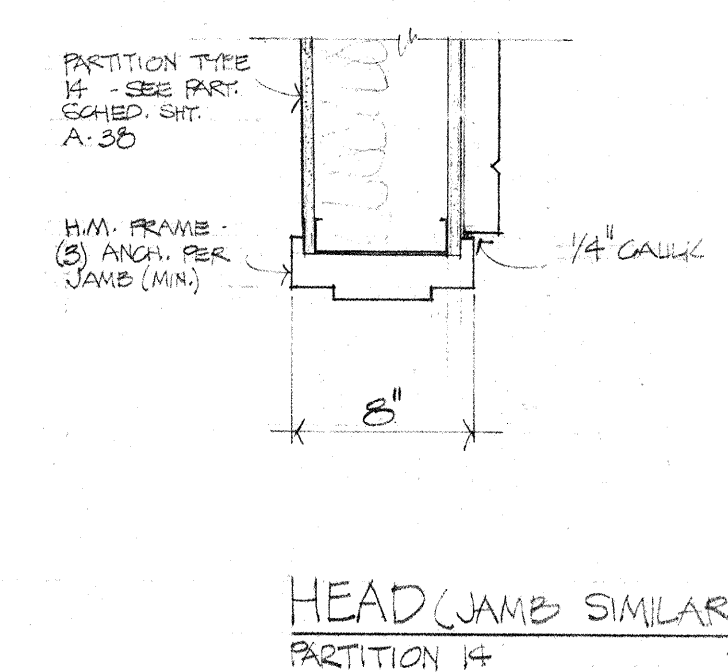
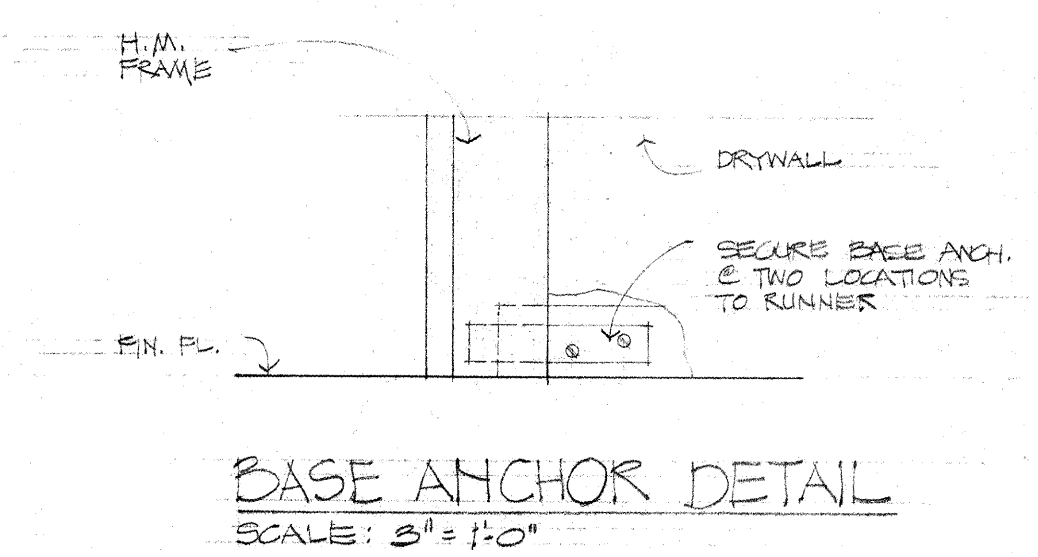
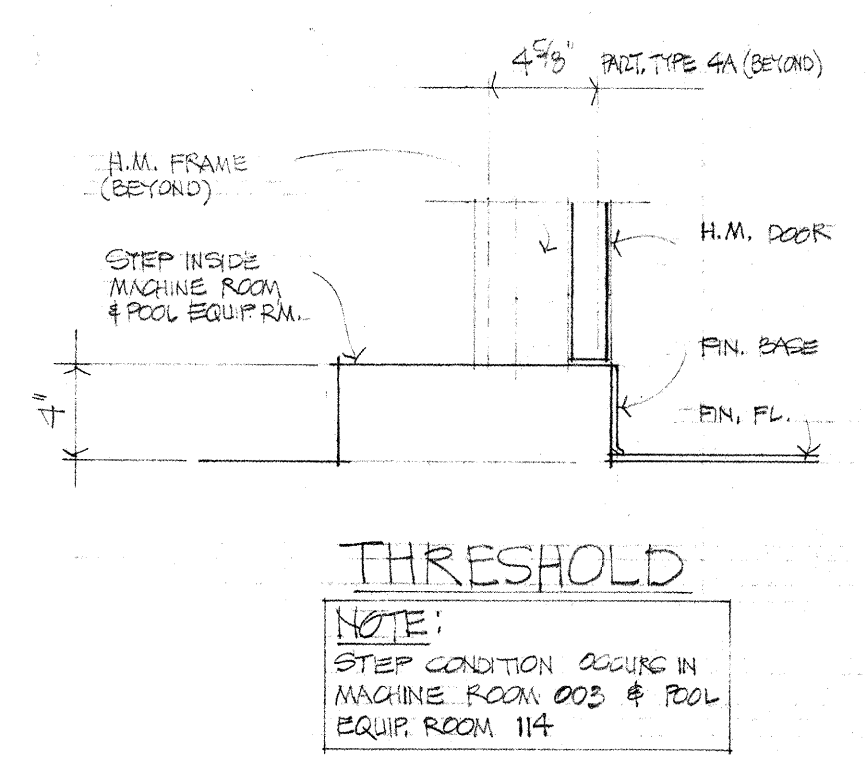
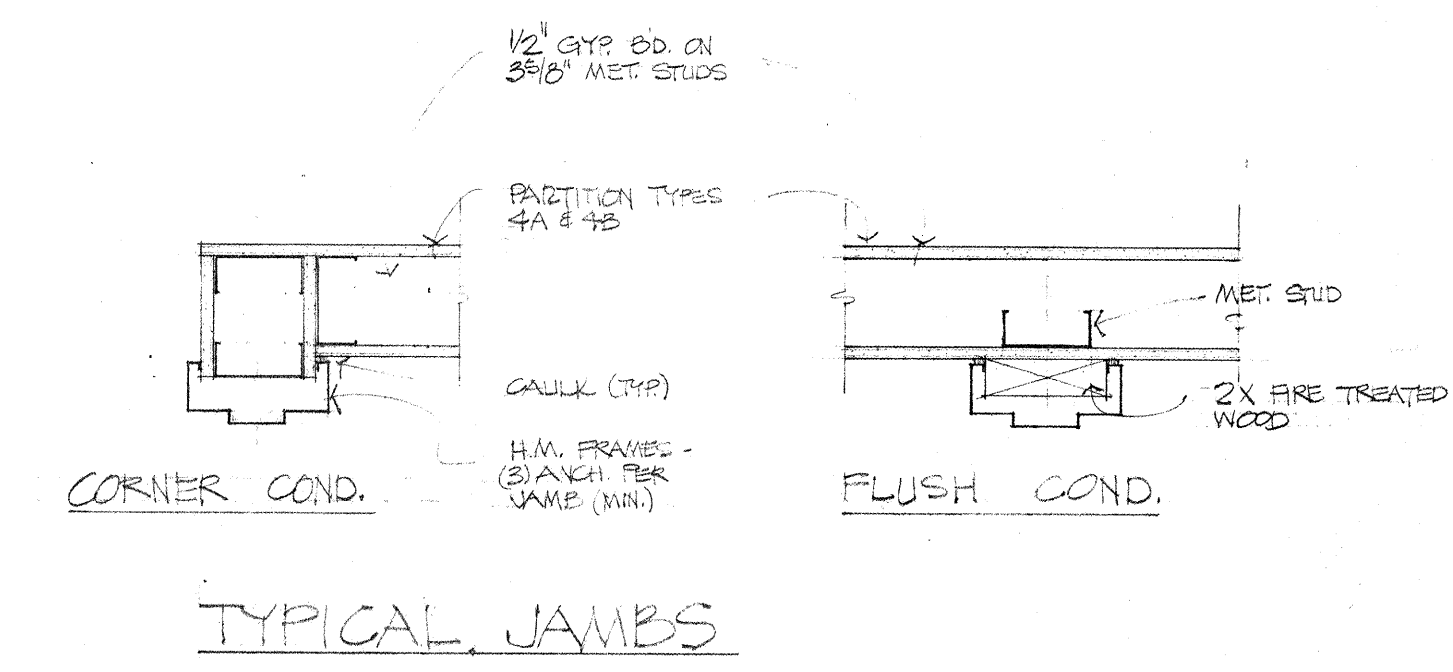
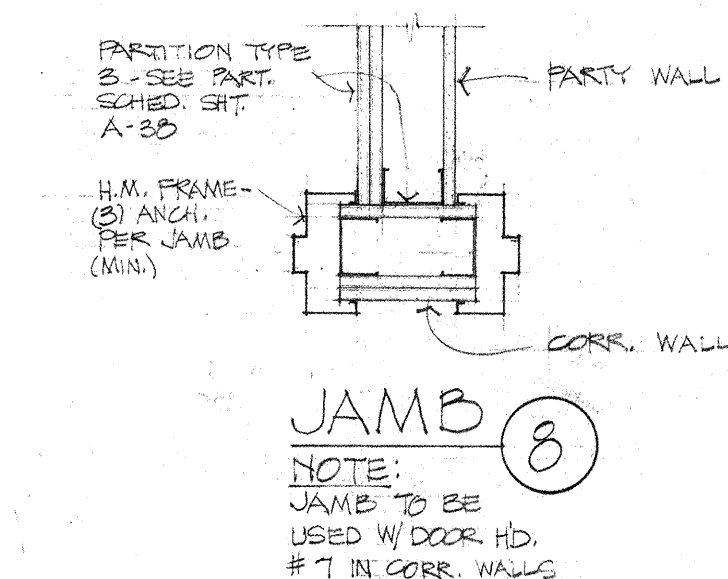
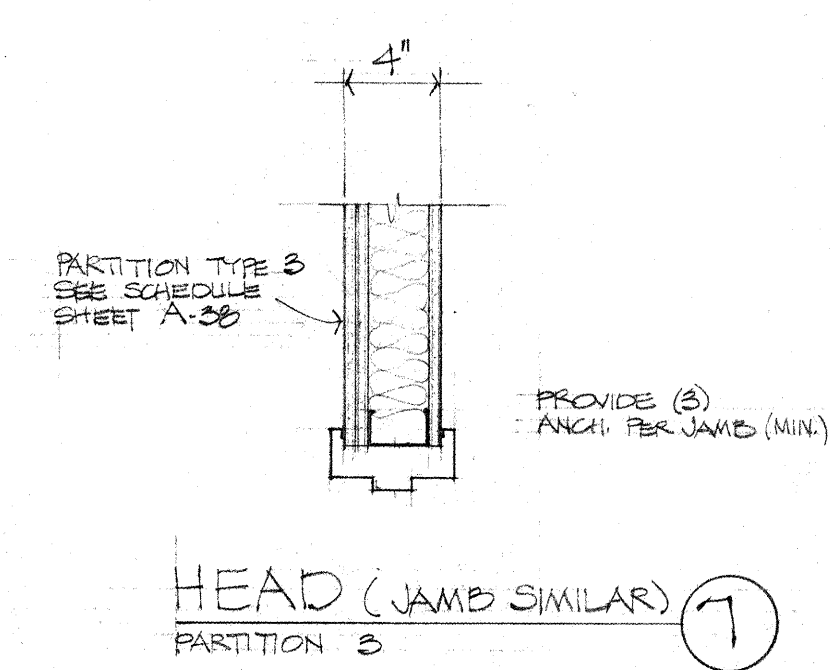
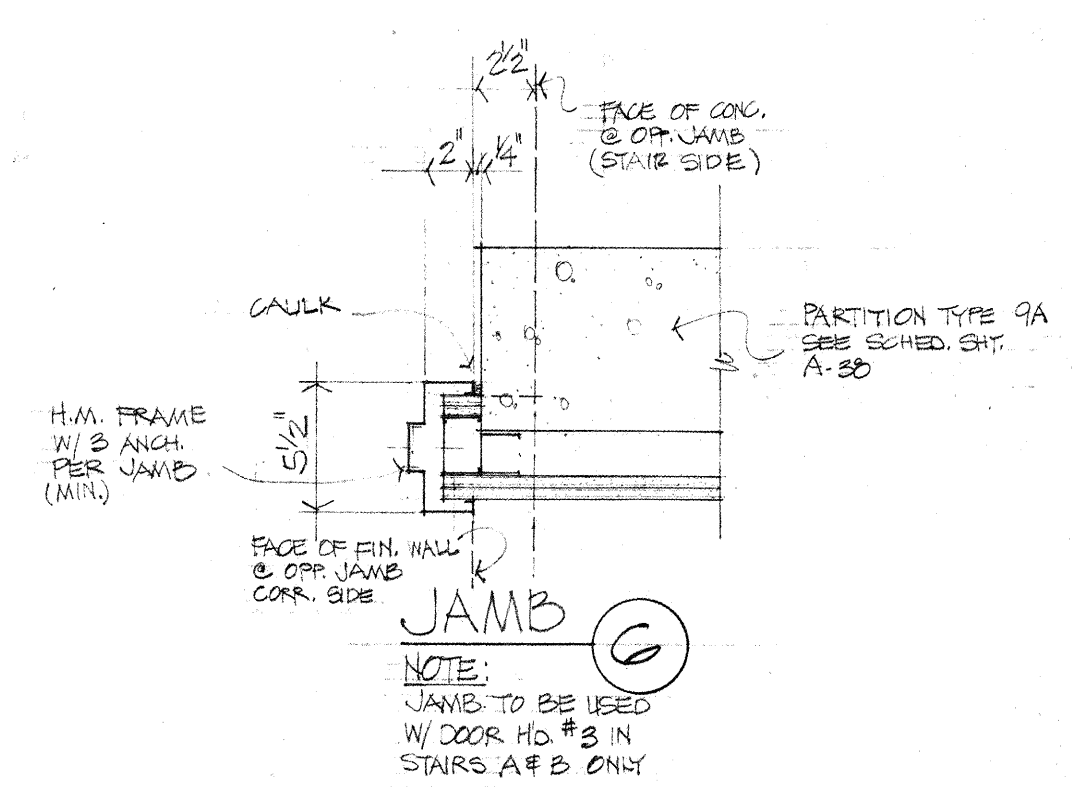
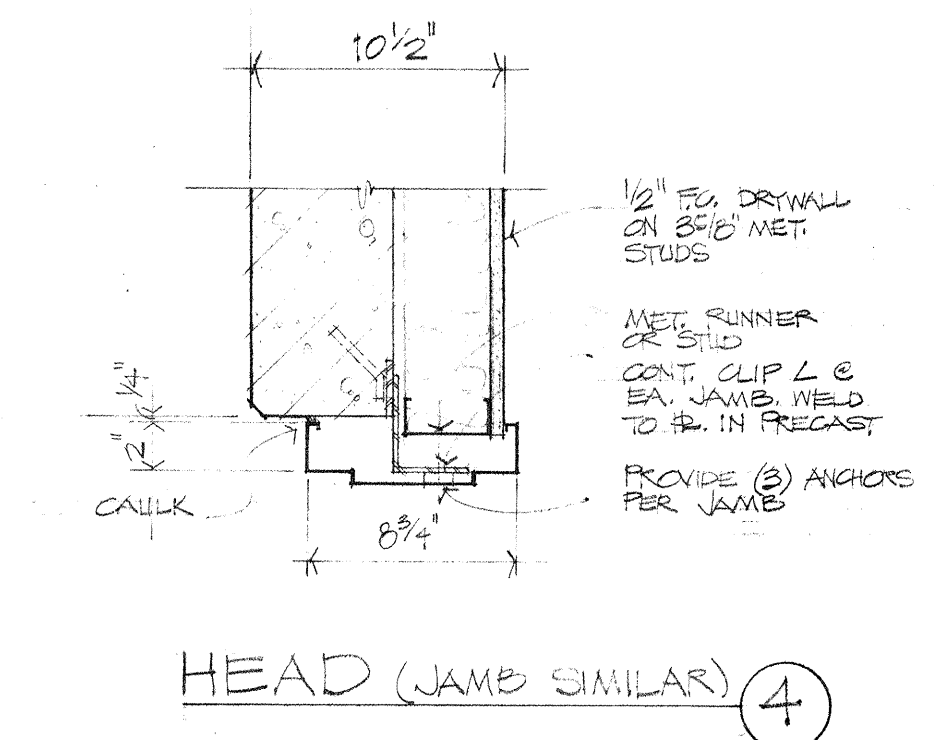
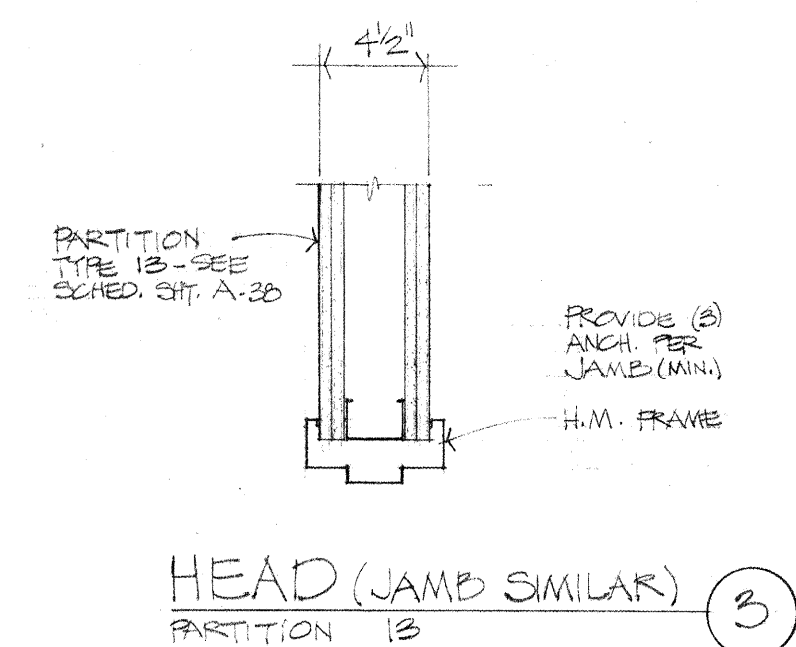
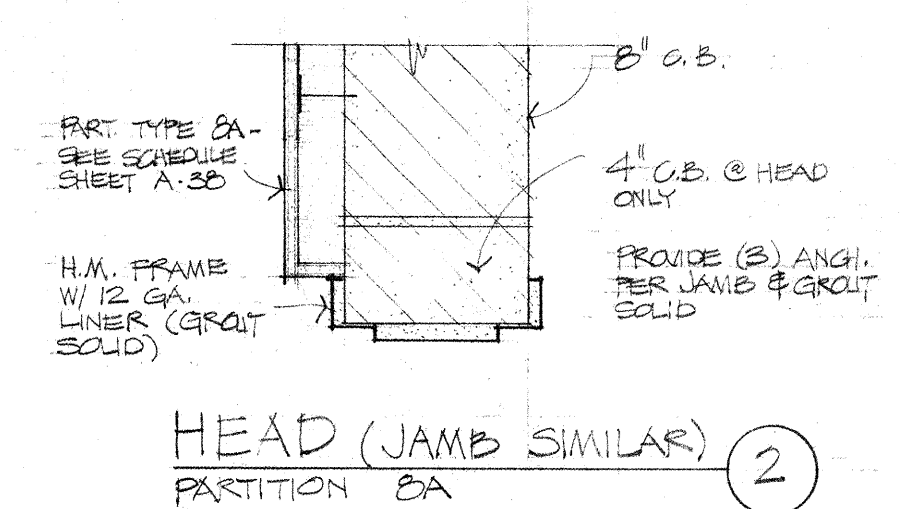
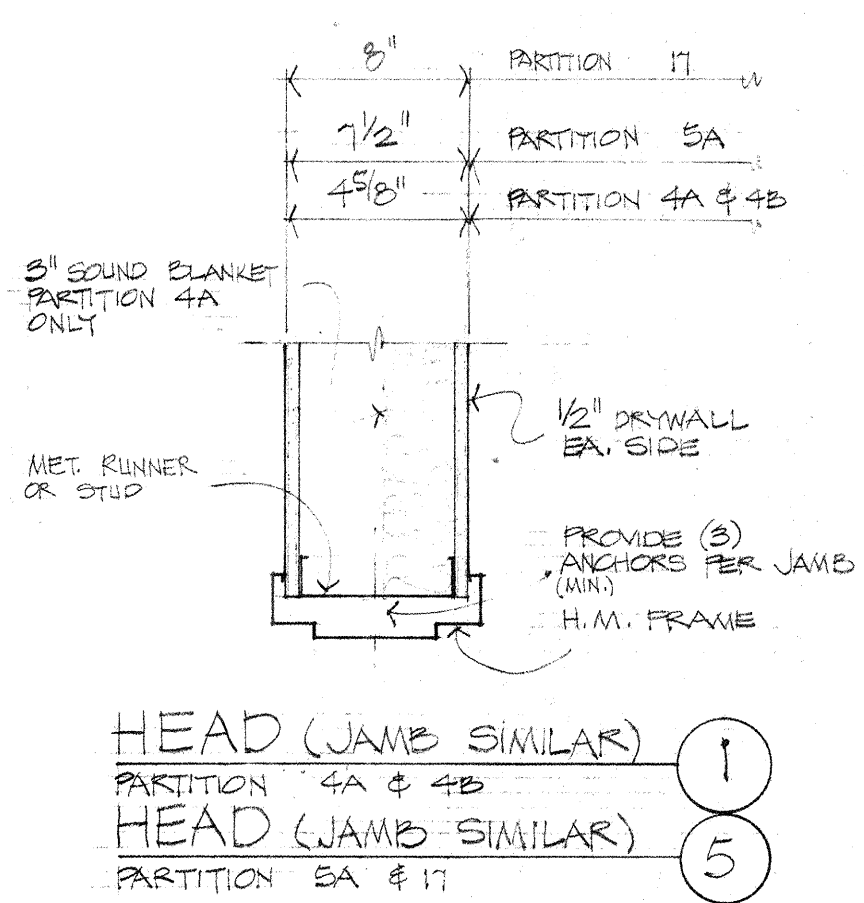
ARCHITECTURAL

DOOR & FRAME  
ELEVATIONS

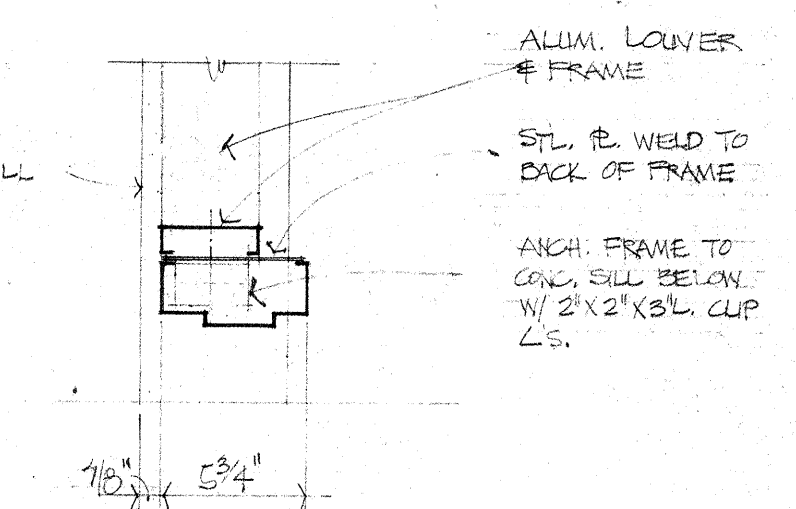
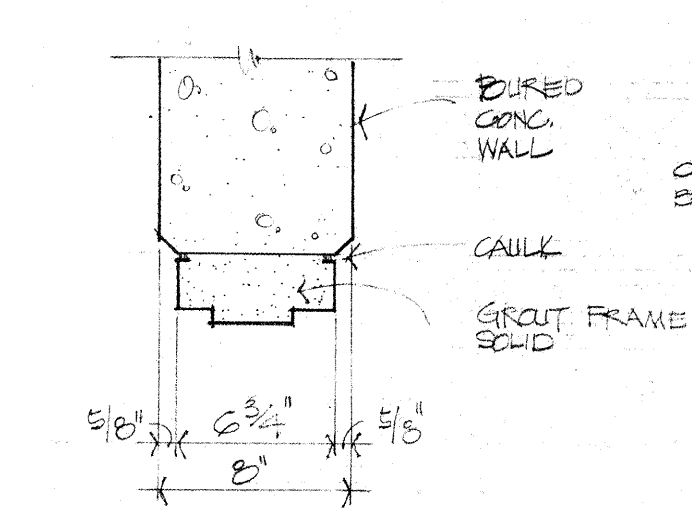
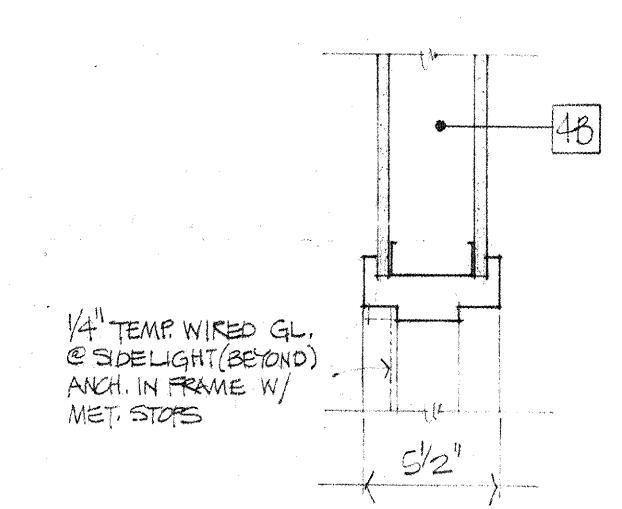
DRAWING  
A-36



- GENERAL NOTES:
- @ D.W. PARTITIONS USE 20 GA. MET. STUDS @ EA. JAMB. EXTEND TO STRUCTURE ABOVE.
  - PROVIDE DOUBLE STUD @ ALL JAMBS
  - PROVIDE CLIP ANGLES & WELD @ ALL FRAMES LOCATED IN PRECAST.



DOOR FRAME DETAILS  
SCALE: 1/2" = 1'-0"



JOHNSON / ROMANOWITZ / ARCHITECTS / LEXINGTON / KENTUCKY  
301 EAST VINE STREET, SUITE A  
LEXINGTON, KY 40501  
PHONE 502.252.8781  
FAX 502.252.8782


CLARIFICATIONS:  
A. 3.15.23

DRAWN	PROJECT
CHECKED	DATE
ARCHITECTURAL	
DOOR DETAILS	
DRAWING	
A-37	




# INTERIOR PARTITION SCHEDULE


1 1/2" = 1'-0"




FINISH ONE SIDE  
SHAFTWALL - 2 1/2" STUD  
2 HR  
U OF C 4-2-75  
2 LAYERS 1/2" DRYWALL  
(FIRECODE 'C')



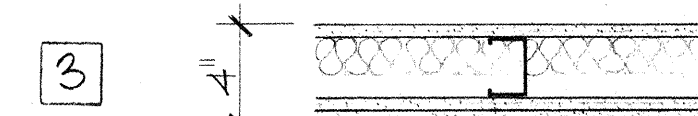
FINISH BOTH SIDES  
SHAFTWALL - 2 1/2" STUD  
2 HR  
U OF C 6-23-75  
1 LAYER 1/2" DRYWALL  
(FIRECODE 'C') EA SIDE



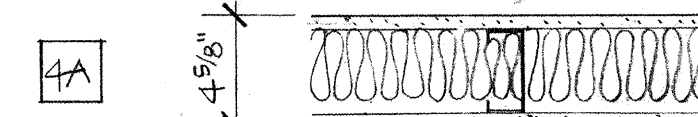
FINISH BOTH SIDES  
SHAFTWALL - 4" STUD  
2 HR  
U OF C 6-23-75




FINISH ONE SIDE  
SHAFTWALL - 4" STUD  
2 HR  
U OF C 6-23-75



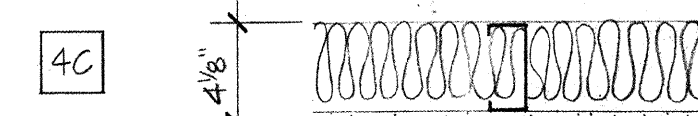
SINGLE LAYER 1/2" DRYWALL  
(FIRECODE 'C') ONE SIDE -  
DOUBLE LAYER OPP SIDE -  
2 1/2" STL STUDS @ 24" OC -  
2" SOUND BLANKETS  
1 HR STC 50  
SA-8000004



SAME AS 4B BUT W/ 3"  
SOUND BLANKET  
1/2" DRYWALL (FIRECODE 'C')  
ON 3 3/8" STL STUDS @  
24" OC  
NOTE: SPACE STUDS @  
16" OC WHERE FL TO FL HT  
EXCEEDS 10'-0"  
1-HR, STC 50




SAME AS 4A BUT DRYWALL  
ONE SIDE ONLY




SINGLE LAYER 1/2" DRYWALL  
(FIRECODE 'C') ONE SIDE -  
DOUBLE LAYER OPP SIDE -  
6" STL STUDS @ 24" OC -  
1 1/2" SOUND BLANKETS  
1 HR STC 50  
S.M. T. 3002-05U




DOUBLE LAYER 1/2" DRYWALL  
(FIRECODE 'C') 6" STL STUD @  
24" OC 1 1/2" SOUND BLANKETS



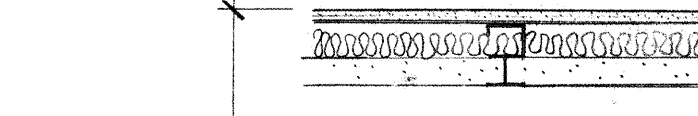
SINGLE LAYER 1/2" DRYWALL  
(FIRECODE 'C') ON 2" T-CLIPS  
@ 24" OC W/ 2" THERMO-STUD  
INSULATION BOARD  
8" POURED CONC WALL



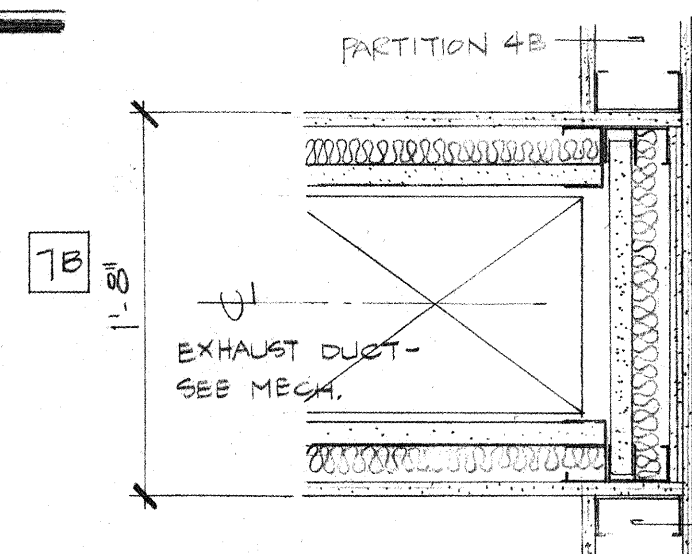
1/2" DRYWALL (FIRECODE 'C')  
ON 1 1/2" METAL FLOORING  
CHANNELS @ 24" OC  
8" POURED CONC WALL



FINISH ONE SIDE SHAFTWALL -  
2 1/2" STUD W/ 1/2" SOUND BLANKET  
IN CAVITY  
1-HR  
U OF C 4-3-75



U OF C 4-3-75



FINISH ONE SIDE  
SHAFTWALL - 2 1/2" STUD  
1-HR W/ 1/2" SOUND BLKTS  
IN CAVITY  
U OF C 4-3-75  
ALL SIDES OF EXHAUST  
DUCT



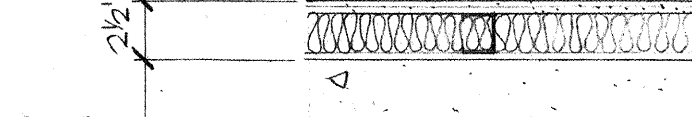
8" 3-HR RATED CONC BLK  
W/ 2" T-CLIPS @ 24" OC &  
2" THERMO-STUD  
INSULATION BOARD W/ SINGLE LAYER  
1/2" DRYWALL (FIRECODE 'C')




8" CONC BLK W/ 2" T-CLIPS  
@ 24" OC & 2" THERMO-STUD  
INSULATION BOARD W/ SINGLE  
LAYER 1/2" DRYWALL (FIRECODE 'C')




SINGLE LAYER 1/2" DRYWALL  
(FIRECODE 'C') ON 1 3/8" STL  
STUDS @ 24" OC  
NOTE: SPACE STUDS @ 16" OC WHERE  
FL TO FL HT EXCEEDS 10'-0"




SINGLE LAYER 1/2" DRYWALL  
(FIRECODE 'C') ON 1 3/8" STL STUDS  
@ 24" OC & 1 1/2" SOUND BLANKETS  
BOTH SIDES POURED CONC WALL  
NOTE: SPACE STUDS @ 16" OC WHERE  
FL TO FL HT EXCEEDS 10'-0"




SINGLE LAYER 1/2" DRYWALL  
(FIRECODE 'C') ON 1 3/8" STL  
STUDS @ 24" OC & 1 1/2" SOUND  
BLANKETS  
NOTE: SPACE STUDS @ 16" OC WHERE  
FL TO FL HT EXCEEDS 10'-0"




8" POURED CONC OR  
CONC BLK




1/2" DRYWALL (FIRECODE 'C')  
ON 3 3/8" STL STUDS @ 16" OC  
W/ 3" SOUND BLANKETS



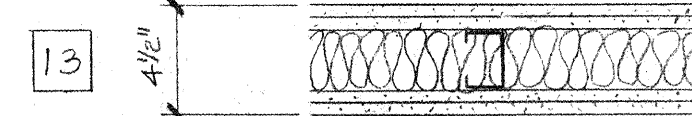
1/2" DRYWALL (FIRECODE 'C')  
ON 3 3/8" STL STUDS @ 16" OC



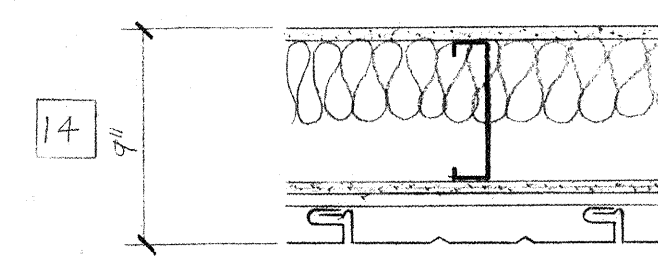
1/2" DRYWALL (FIRECODE 'C')  
ON 3 3/8" STL STUDS @ 16" OC  
W/ 3 1/2" BATT INSUL



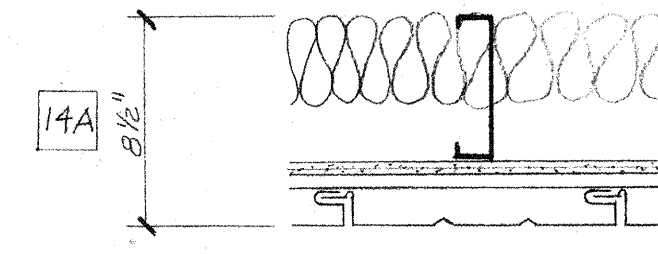
6" PRECAST, 3 3/8" STL STUDS @  
24" OC W/ 3 1/2" BATT INSUL &  
1/2" DRYWALL (FIRECODE 'C')  
NOTE: SPACE STUDS @ 16" OC  
WHERE FL TO FL HT EXCEEDS  
10'-0"



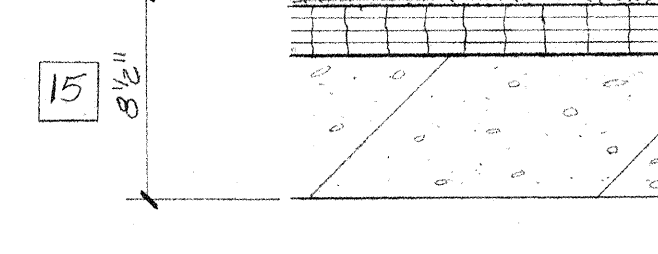
2 LAYERS 1/2" DRYWALL  
(FIRECODE 'C') EACH SIDE,  
2 1/2" STL STUDS @ 24" OC  
W/ 2" SOUND BLANKETS  
2-HR UL DES U412  
STC 53




1/2" DRYWALL (FIRECODE 'C')  
6" STL STUDS @ 16" OC W/ 3 1/2"  
BATT INSULATION  
1/2" EXTERIOR SHEATHING  
1/2" NAT SUBGIRTS @ 24" OC HORIZ. (07411)  
1/2" METAL SIDING (07411)



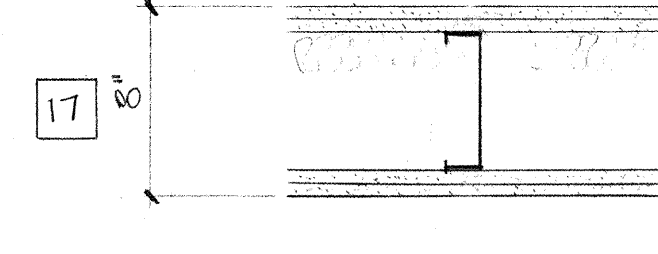
SAME AS 14 W/O INTERIOR  
DRYWALL




1/2" DRYWALL (FIRECODE 'C')  
ADHESIVELY APPLIED TO RIGID  
INSULATION  
2" RIGID INSULATION (R-11)  
ADHESIVELY APPLIED TO  
PRECAST



SAME AS 3 BUT DOUBLE LAYER OF  
1/2" DRYWALL EA SIDE OF STUD.



SAME AS 16A BUT DOUBLE LAYER  
OF 1/2" DRYWALL EA SIDE OF STUD.



SAME AS 13 EXCEPT  
W/ 3" BATT INSULATION

**JOHNSON / ROMANOWITZ / ARCHITECTS / LEXINGTON / KENTUCKY**

**CLARIFICATIONS:**  
A 8-5-83


**ARCHITECTURAL**  
PARTITION SCHEDULE

**DRAWING**  
**A-38**


**CAPITOL PLAZA HOTEL**  
**FRANKFORT / KENTUCKY**



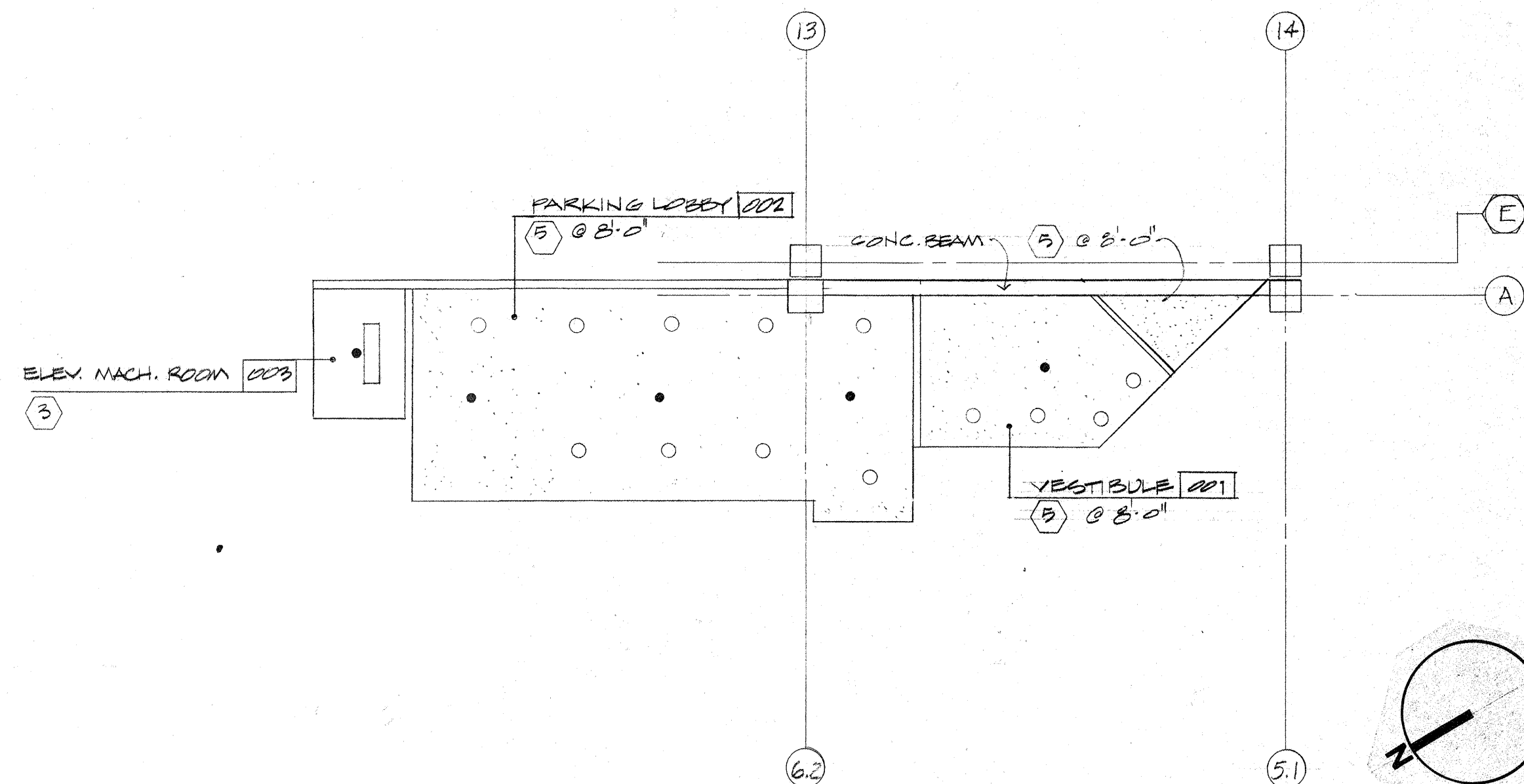
Robert Best



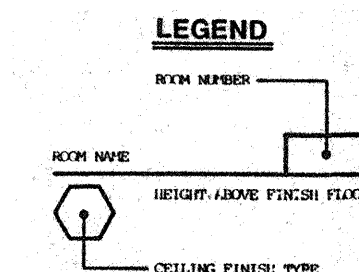
CLARIFICATIONS  
A 8.5.83



JOHNSON / ROMANOWITZ / ARCHITECTS / LEXINGTON / KENTUCKY  
301 EAST VINE STREET, SUITE A  
TELEPHONE (606) 252-6781



PARTIAL BASEMENT REFLECTED CEILING PLAN  
1/8" = 1'-0"



- CEILING**
1. SUSPENDED PLANT (IN CONCRETE)
  2. 2'-0" ACoustical Lay-In
  3. EXPANDED METALLIC
  4. 2'-0" TYPICAL COATED LAY-IN
  5. FINISH OF SUSPENDED COY. BL.
  6. LAY-IN TYP (TYPE FINISHED & DETACHED)
  7. 2'-0" COATED LAY-IN HANGING (HANGING SUSPENSION SYSTEM)
  8. SUSPENDED HANGING COY. FINISHED PLANKED (TYPE FINISHED/DETACHED, DETACHED)
  9. 2'-0" LAY-IN ACoustical
  10. 2'-0" LAY-IN (CLASSIFIED HANGING TYPE FINISHED/DETACHED, DETACHED)

**NOTE**

Architectural reflected ceiling plans shall govern ceiling grid patterns and lighting locations.

Grille and sprinkler locations shall be governed by mechanical/electrical drawings.

All items on reflected ceiling layouts shall be subject to modification based on completed interiors package from Morris - Powell Associates.

DRAWN RM	PROJECT B233B
CHECKED	DATE 6.17.83


**ARCHITECTURAL**

BASEMENT -  
REFLECTED CEILING  
PLAN


DRAWING  
**A-39**



# CAPITOL PLAZA HOTEL FRANKFORT / KENTUCKY



CLARIFICATIONS  
A 8-5-83

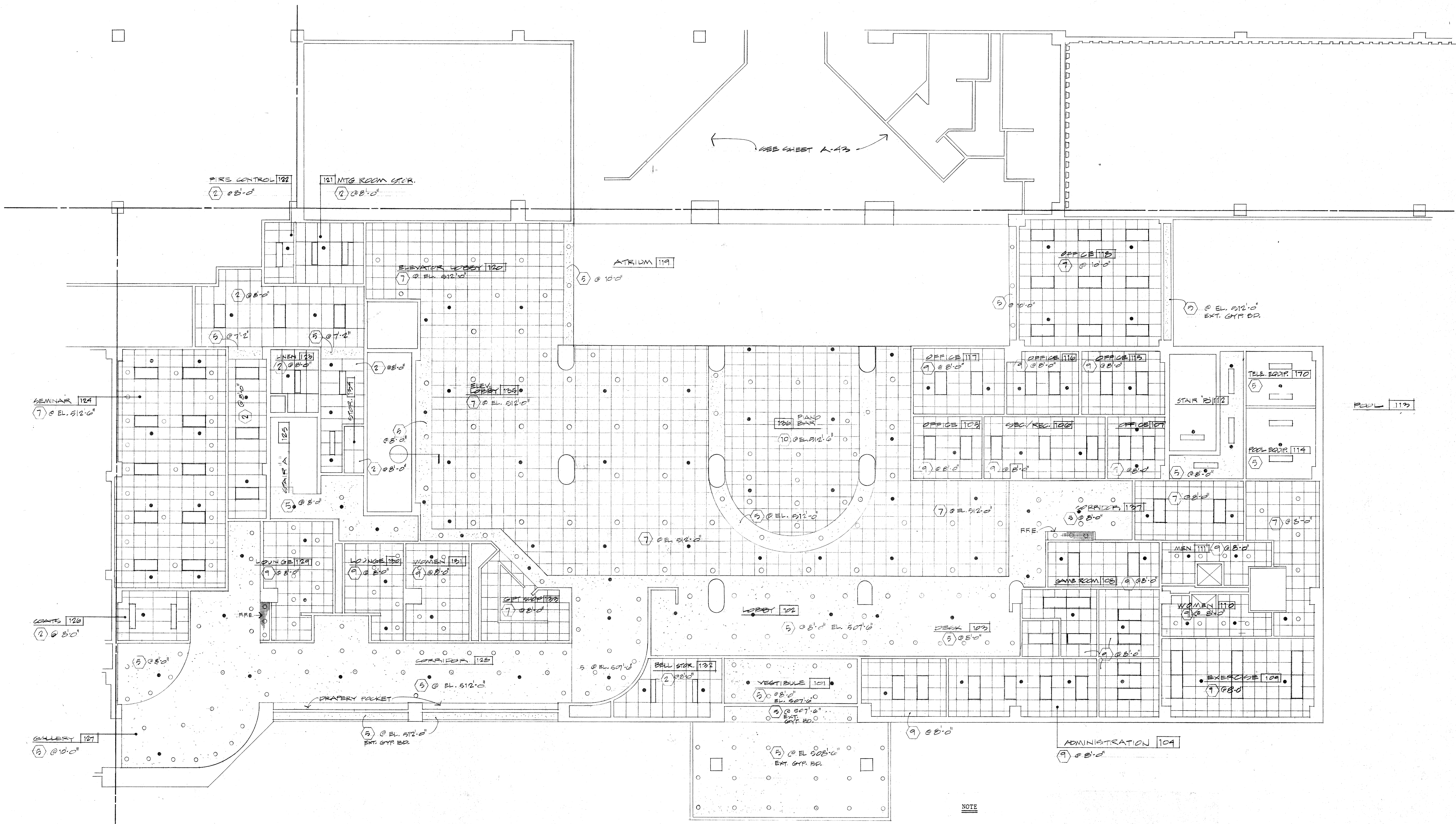


JOHNSON / ROMANOWITZ / ARCHITECTS / LEXINGTON / KENTUCKY  
301 EAST VINE STREET, SUITE A  
LEXINGTON, KY 40502  
PHONE (606) 252-8781

DRAWN RM	PROJECT 82235
CHECKED	DATE 6-17-83

**ARCHITECTURAL**  
PARTIAL LOBBY/MEZZANINE  
REFLECTED CEILING  
PLAN

**DRAWING**  
**A-40**



**NOTE**

Architectural reflected ceiling plans shall govern ceiling grid patterns and lighting locations.

Grille and sprinkler locations shall be governed by mechanical/electrical drawings.

All items on reflected ceiling layouts shall be subject to modification based on completed interiors package from Morris - Powell Associates.

PARTIAL LOBBY/MEZZANINE LEVEL  
REFLECTED CEILING PLAN 1/8" = 1'-0"

- LEGEND**
- ROOM NAME
- HEIGHT ABOVE FINISH FLOOR
- CEILING FINISH TYPE
- CEILING**
1. TYPICAL PLASTER ON CONCRETE
  2. 2"X4" ACoustical Lay-in
  3. 2"X4" ACoustical Lay-in
  4. 2"X4" VENT COVERED Lay-in
  5. PLASTER ON MASONRY WALL
  6. LAY-IN TIE (TYPE FINISH) & INTERPOL
  7. 2"X4" PLASTER LAY-IN MASONRY FINISHED SUSPENSION SYSTEM
  8. 2"X4" PLASTER LAY-IN MASONRY FINISHED SUSPENSION SYSTEM
  9. 2"X4" PLASTER LAY-IN MASONRY FINISHED SUSPENSION SYSTEM
  10. 2"X4" PLASTER LAY-IN MASONRY FINISHED SUSPENSION SYSTEM
  11. 2"X4" PLASTER LAY-IN MASONRY FINISHED SUSPENSION SYSTEM
  12. 2"X4" PLASTER LAY-IN MASONRY FINISHED SUSPENSION SYSTEM
  13. 2"X4" PLASTER LAY-IN MASONRY FINISHED SUSPENSION SYSTEM
  14. 2"X4" PLASTER LAY-IN MASONRY FINISHED SUSPENSION SYSTEM
  15. 2"X4" PLASTER LAY-IN MASONRY FINISHED SUSPENSION SYSTEM
  16. 2"X4" PLASTER LAY-IN MASONRY FINISHED SUSPENSION SYSTEM
  17. 2"X4" PLASTER LAY-IN MASONRY FINISHED SUSPENSION SYSTEM
  18. 2"X4" PLASTER LAY-IN MASONRY FINISHED SUSPENSION SYSTEM
  19. 2"X4" PLASTER LAY-IN MASONRY FINISHED SUSPENSION SYSTEM
  20. 2"X4" PLASTER LAY-IN MASONRY FINISHED SUSPENSION SYSTEM
  21. 2"X4" PLASTER LAY-IN MASONRY FINISHED SUSPENSION SYSTEM
  22. 2"X4" PLASTER LAY-IN MASONRY FINISHED SUSPENSION SYSTEM
  23. 2"X4" PLASTER LAY-IN MASONRY FINISHED SUSPENSION SYSTEM
  24. 2"X4" PLASTER LAY-IN MASONRY FINISHED SUSPENSION SYSTEM
  25. 2"X4" PLASTER LAY-IN MASONRY FINISHED SUSPENSION SYSTEM
  26. 2"X4" PLASTER LAY-IN MASONRY FINISHED SUSPENSION SYSTEM
  27. 2"X4" PLASTER LAY-IN MASONRY FINISHED SUSPENSION SYSTEM
  28. 2"X4" PLASTER LAY-IN MASONRY FINISHED SUSPENSION SYSTEM
  29. 2"X4" PLASTER LAY-IN MASONRY FINISHED SUSPENSION SYSTEM
  30. 2"X4" PLASTER LAY-IN MASONRY FINISHED SUSPENSION SYSTEM
  31. 2"X4" PLASTER LAY-IN MASONRY FINISHED SUSPENSION SYSTEM
  32. 2"X4" PLASTER LAY-IN MASONRY FINISHED SUSPENSION SYSTEM
  33. 2"X4" PLASTER LAY-IN MASONRY FINISHED SUSPENSION SYSTEM
  34. 2"X4" PLASTER LAY-IN MASONRY FINISHED SUSPENSION SYSTEM
  35. 2"X4" PLASTER LAY-IN MASONRY FINISHED SUSPENSION SYSTEM
  36. 2"X4" PLASTER LAY-IN MASONRY FINISHED SUSPENSION SYSTEM
  37. 2"X4" PLASTER LAY-IN MASONRY FINISHED SUSPENSION SYSTEM
  38. 2"X4" PLASTER LAY-IN MASONRY FINISHED SUSPENSION SYSTEM
  39. 2"X4" PLASTER LAY-IN MASONRY FINISHED SUSPENSION SYSTEM
  40. 2"X4" PLASTER LAY-IN MASONRY FINISHED SUSPENSION SYSTEM
  41. 2"X4" PLASTER LAY-IN MASONRY FINISHED SUSPENSION SYSTEM
  42. 2"X4" PLASTER LAY-IN MASONRY FINISHED SUSPENSION SYSTEM
  43. 2"X4" PLASTER LAY-IN MASONRY FINISHED SUSPENSION SYSTEM
  44. 2"X4" PLASTER LAY-IN MASONRY FINISHED SUSPENSION SYSTEM
  45. 2"X4" PLASTER LAY-IN MASONRY FINISHED SUSPENSION SYSTEM
  46. 2"X4" PLASTER LAY-IN MASONRY FINISHED SUSPENSION SYSTEM
  47. 2"X4" PLASTER LAY-IN MASONRY FINISHED SUSPENSION SYSTEM
  48. 2"X4" PLASTER LAY-IN MASONRY FINISHED SUSPENSION SYSTEM
  49. 2"X4" PLASTER LAY-IN MASONRY FINISHED SUSPENSION SYSTEM
  50. 2"X4" PLASTER LAY-IN MASONRY FINISHED SUSPENSION SYSTEM
  51. 2"X4" PLASTER LAY-IN MASONRY FINISHED SUSPENSION SYSTEM
  52. 2"X4" PLASTER LAY-IN MASONRY FINISHED SUSPENSION SYSTEM
  53. 2"X4" PLASTER LAY-IN MASONRY FINISHED SUSPENSION SYSTEM
  54. 2"X4" PLASTER LAY-IN MASONRY FINISHED SUSPENSION SYSTEM
  55. 2"X4" PLASTER LAY-IN MASONRY FINISHED SUSPENSION SYSTEM
  56. 2"X4" PLASTER LAY-IN MASONRY FINISHED SUSPENSION SYSTEM
  57. 2"X4" PLASTER LAY-IN MASONRY FINISHED SUSPENSION SYSTEM
  58. 2"X4" PLASTER LAY-IN MASONRY FINISHED SUSPENSION SYSTEM
  59. 2"X4" PLASTER LAY-IN MASONRY FINISHED SUSPENSION SYSTEM
  60. 2"X4" PLASTER LAY-IN MASONRY FINISHED SUSPENSION SYSTEM
  61. 2"X4" PLASTER LAY-IN MASONRY FINISHED SUSPENSION SYSTEM
  62. 2"X4" PLASTER LAY-IN MASONRY FINISHED SUSPENSION SYSTEM
  63. 2"X4" PLASTER LAY-IN MASONRY FINISHED SUSPENSION SYSTEM
  64. 2"X4" PLASTER LAY-IN MASONRY FINISHED SUSPENSION SYSTEM
  65. 2"X4" PLASTER LAY-IN MASONRY FINISHED SUSPENSION SYSTEM
  66. 2"X4" PLASTER LAY-IN MASONRY FINISHED SUSPENSION SYSTEM
  67. 2"X4" PLASTER LAY-IN MASONRY FINISHED SUSPENSION SYSTEM
  68. 2"X4" PLASTER LAY-IN MASONRY FINISHED SUSPENSION SYSTEM
  69. 2"X4" PLASTER LAY-IN MASONRY FINISHED SUSPENSION SYSTEM
  70. 2"X4" PLASTER LAY-IN MASONRY FINISHED SUSPENSION SYSTEM
  71. 2"X4" PLASTER LAY-IN MASONRY FINISHED SUSPENSION SYSTEM
  72. 2"X4" PLASTER LAY-IN MASONRY FINISHED SUSPENSION SYSTEM
  73. 2"X4" PLASTER LAY-IN MASONRY FINISHED SUSPENSION SYSTEM
  74. 2"X4" PLASTER LAY-IN MASONRY FINISHED SUSPENSION SYSTEM
  75. 2"X4" PLASTER LAY-IN MASONRY FINISHED SUSPENSION SYSTEM
  76. 2"X4" PLASTER LAY-IN MASONRY FINISHED SUSPENSION SYSTEM
  77. 2"X4" PLASTER LAY-IN MASONRY FINISHED SUSPENSION SYSTEM
  78. 2"X4" PLASTER LAY-IN MASONRY FINISHED SUSPENSION SYSTEM
  79. 2"X4" PLASTER LAY-IN MASONRY FINISHED SUSPENSION SYSTEM
  80. 2"X4" PLASTER LAY-IN MASONRY FINISHED SUSPENSION SYSTEM
  81. 2"X4" PLASTER LAY-IN MASONRY FINISHED SUSPENSION SYSTEM
  82. 2"X4" PLASTER LAY-IN MASONRY FINISHED SUSPENSION SYSTEM
  83. 2"X4" PLASTER LAY-IN MASONRY FINISHED SUSPENSION SYSTEM
  84. 2"X4" PLASTER LAY-IN MASONRY FINISHED SUSPENSION SYSTEM
  85. 2"X4" PLASTER LAY-IN MASONRY FINISHED SUSPENSION SYSTEM
  86. 2"X4" PLASTER LAY-IN MASONRY FINISHED SUSPENSION SYSTEM
  87. 2"X4" PLASTER LAY-IN MASONRY FINISHED SUSPENSION SYSTEM
  88. 2"X4" PLASTER LAY-IN MASONRY FINISHED SUSPENSION SYSTEM
  89. 2"X4" PLASTER LAY-IN MASONRY FINISHED SUSPENSION SYSTEM
  90. 2"X4" PLASTER LAY-IN MASONRY FINISHED SUSPENSION SYSTEM
  91. 2"X4" PLASTER LAY-IN MASONRY FINISHED SUSPENSION SYSTEM
  92. 2"X4" PLASTER LAY-IN MASONRY FINISHED SUSPENSION SYSTEM
  93. 2"X4" PLASTER LAY-IN MASONRY FINISHED SUSPENSION SYSTEM
  94. 2"X4" PLASTER LAY-IN MASONRY FINISHED SUSPENSION SYSTEM
  95. 2"X4" PLASTER LAY-IN MASONRY FINISHED SUSPENSION SYSTEM
  96. 2"X4" PLASTER LAY-IN MASONRY FINISHED SUSPENSION SYSTEM
  97. 2"X4" PLASTER LAY-IN MASONRY FINISHED SUSPENSION SYSTEM
  98. 2"X4" PLASTER LAY-IN MASONRY FINISHED SUSPENSION SYSTEM
  99. 2"X4" PLASTER LAY-IN MASONRY FINISHED SUSPENSION SYSTEM
  100. 2"X4" PLASTER LAY-IN MASONRY FINISHED SUSPENSION SYSTEM